



US00D515337S

(12) **United States Design Patent** (10) **Patent No.:** **US D515,337 S**  
**deCarolis** (45) **Date of Patent:** **\*\* \*Feb. 21, 2006**

(54) **AUDIO VIDEO SHELVING UNIT**  
(75) Inventor: **Phil deCarolis**, Northport, NY (US)  
(73) Assignee: **Bell'O International, L.L.C.**,  
Morganville, NJ (US)  
(\* ) Notice: This patent is subject to a terminal disclaimer.  
(\*\* ) Term: **14 Years**

D472,075 S 3/2003 de Carolis  
D474,627 S \* 5/2003 Wicha ..... D6/477  
D476,173 S \* 6/2003 Wicha ..... D6/479  
D485,703 S \* 1/2004 Becker ..... D6/449  
D492,139 S \* 6/2004 McDiarmid ..... D6/479  
D496,806 S \* 10/2004 Chang ..... D6/477  
D497,060 S \* 10/2004 Chang ..... D6/477  
D497,061 S \* 10/2004 Decarolis ..... D6/479  
D497,740 S \* 11/2004 Sexton ..... D6/479  
D498,946 S \* 11/2004 Sexton ..... D6/479

(21) Appl. No.: **29/190,125**  
(22) Filed: **Sep. 15, 2003**  
(51) **LOC (8) Cl.** ..... **06-04**  
(52) **U.S. Cl.** ..... **D6/479**  
(58) **Field of Classification Search** ..... D6/460,  
D6/461, 468, 474, 477-479; 108/59, 91,  
108/92, 96; 211/40, 41.12, 42, 49.1, 50, 85.2,  
211/90.04, 187, 190, 119.003, 134.153, 87.01,  
211/71.01  
See application file for complete search history.

**OTHER PUBLICATIONS**

Bell'O 2002 International Catalog.

\* cited by examiner

*Primary Examiner*—Cathron C. Brooks

(74) *Attorney, Agent, or Firm*—Lerner, David, Littenberg,  
Krumholz & Mentlik, LLP

(57) **CLAIM**

The ornamental design for audio video shelving unit, as shown and described.

**DESCRIPTION**

FIG. 1 is a perspective view of a first embodiment of the subject audio video shelving unit;  
FIG. 2 is a front plan view thereof;  
FIG. 3 is a rear view thereof;  
FIG. 4 is a right side view thereof (the left side being a mirror image of the right side view);  
FIG. 5 is a top plan view thereof;  
FIG. 6 is a perspective view of a second embodiment of the subject audio video shelving unit; and,  
FIG. 7 is a top plan view of the embodiment shown in FIG. 6 (all other views of the second embodiment having the same appearance as FIGS. 2, 3 and 4).

(56) **References Cited**  
**U.S. PATENT DOCUMENTS**  
D363,626 S \* 10/1995 Herbst ..... D6/479  
D371,259 S \* 7/1996 Herbst ..... D6/479  
D378,175 S \* 2/1997 Hamami ..... D6/479  
D402,486 S 12/1998 Wada et al.  
D403,539 S \* 1/1999 Hamami ..... D6/491  
D405,630 S \* 2/1999 Wohlford ..... D6/479  
D407,675 S \* 4/1999 Hamami ..... D6/491  
D441,217 S 5/2001 Pepin et al.  
D451,307 S 12/2001 Dong  
D467,099 S \* 12/2002 Antonioni ..... D6/479  
D472,073 S 3/2003 de Carolis  
D472,074 S 3/2003 de Carolis

**1 Claim, 7 Drawing Sheets**

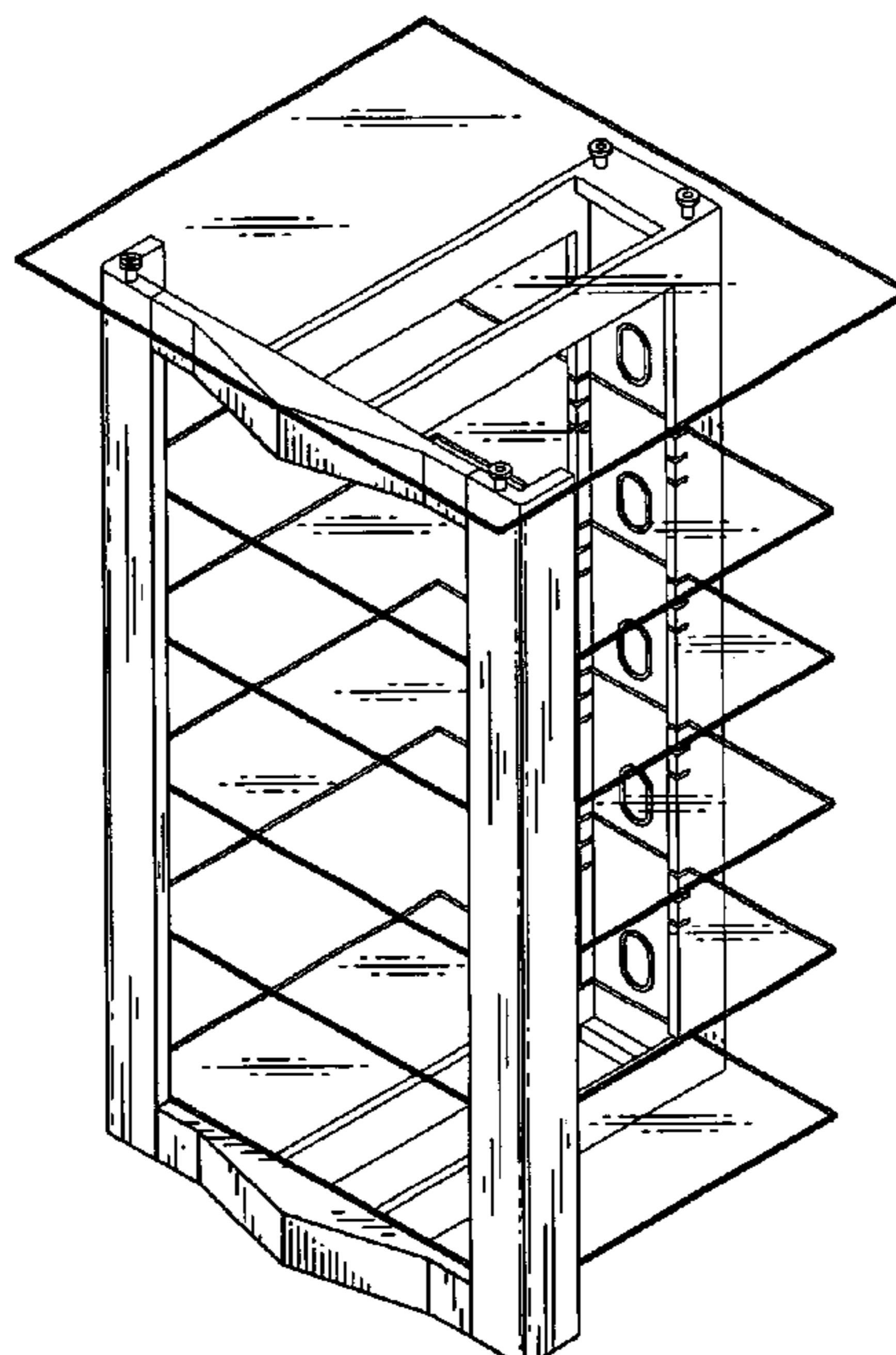


FIG. 1

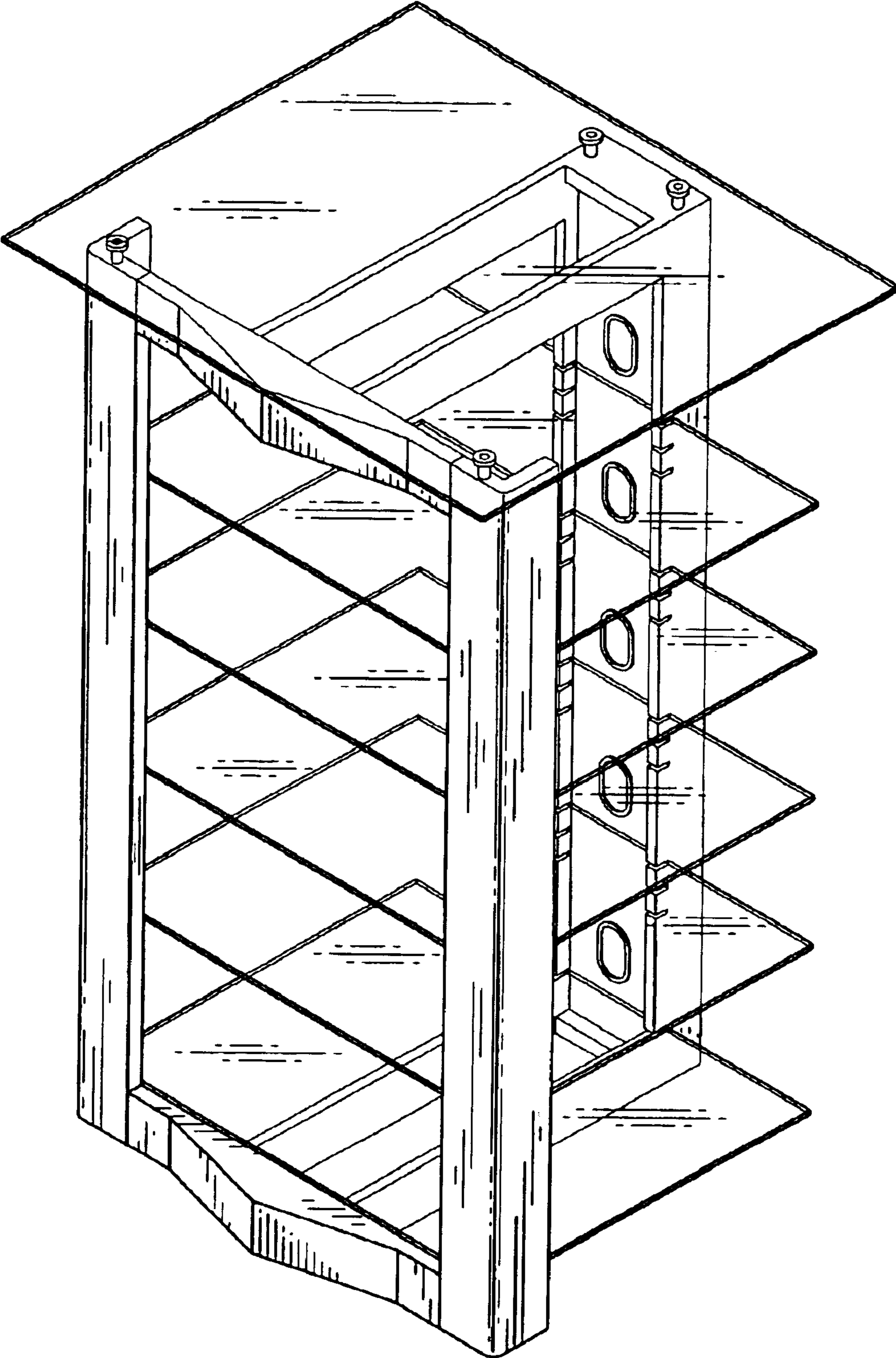
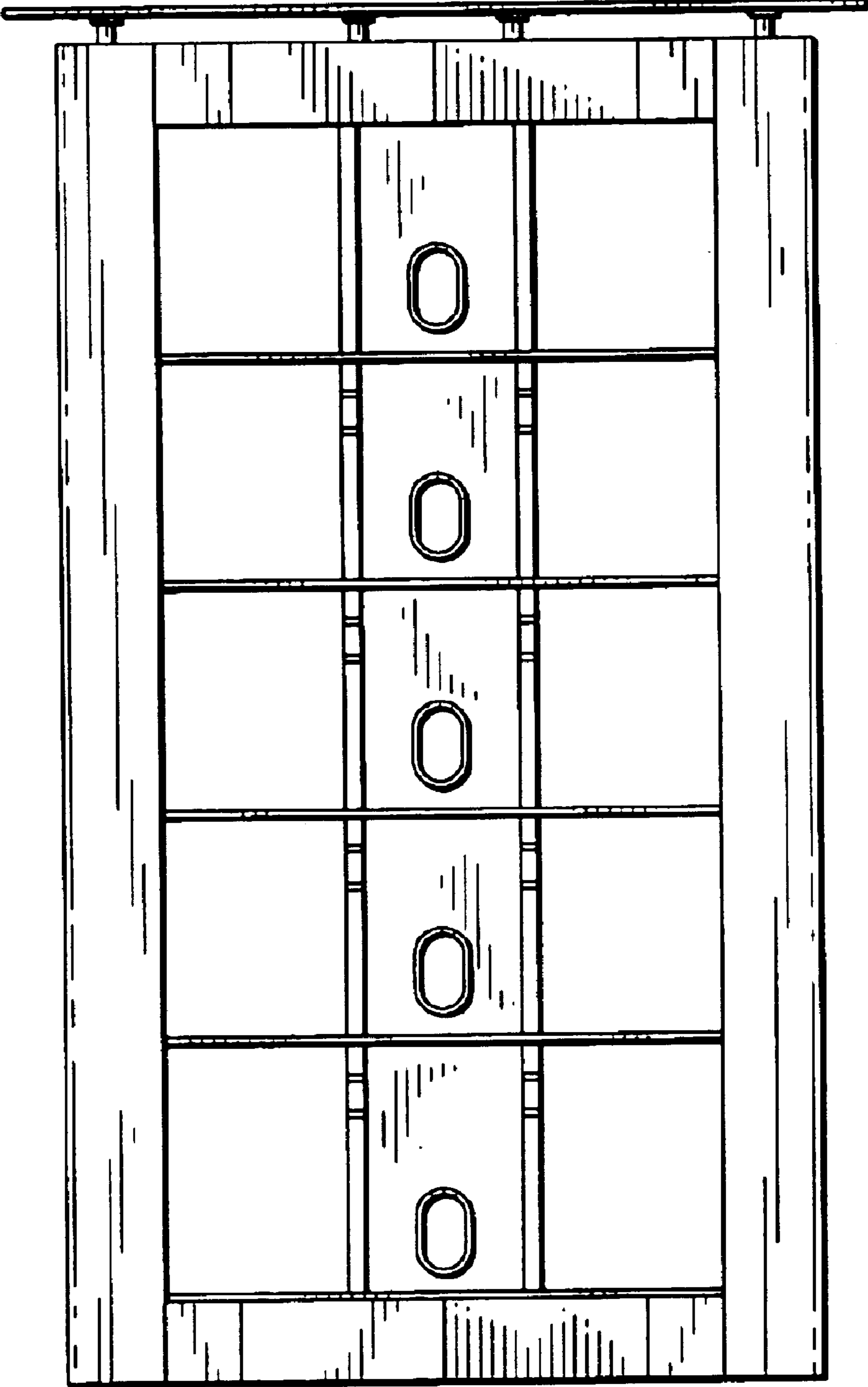
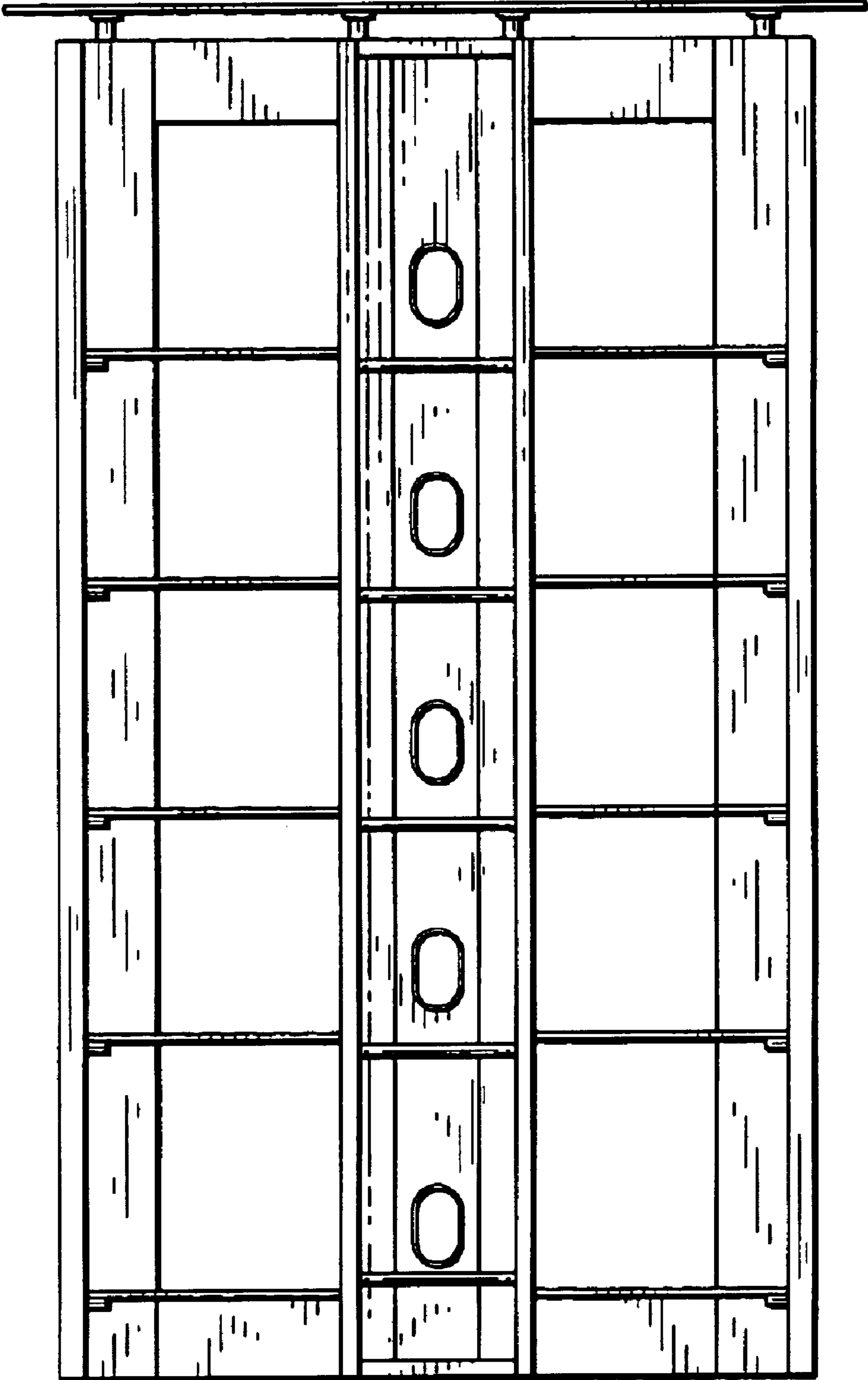


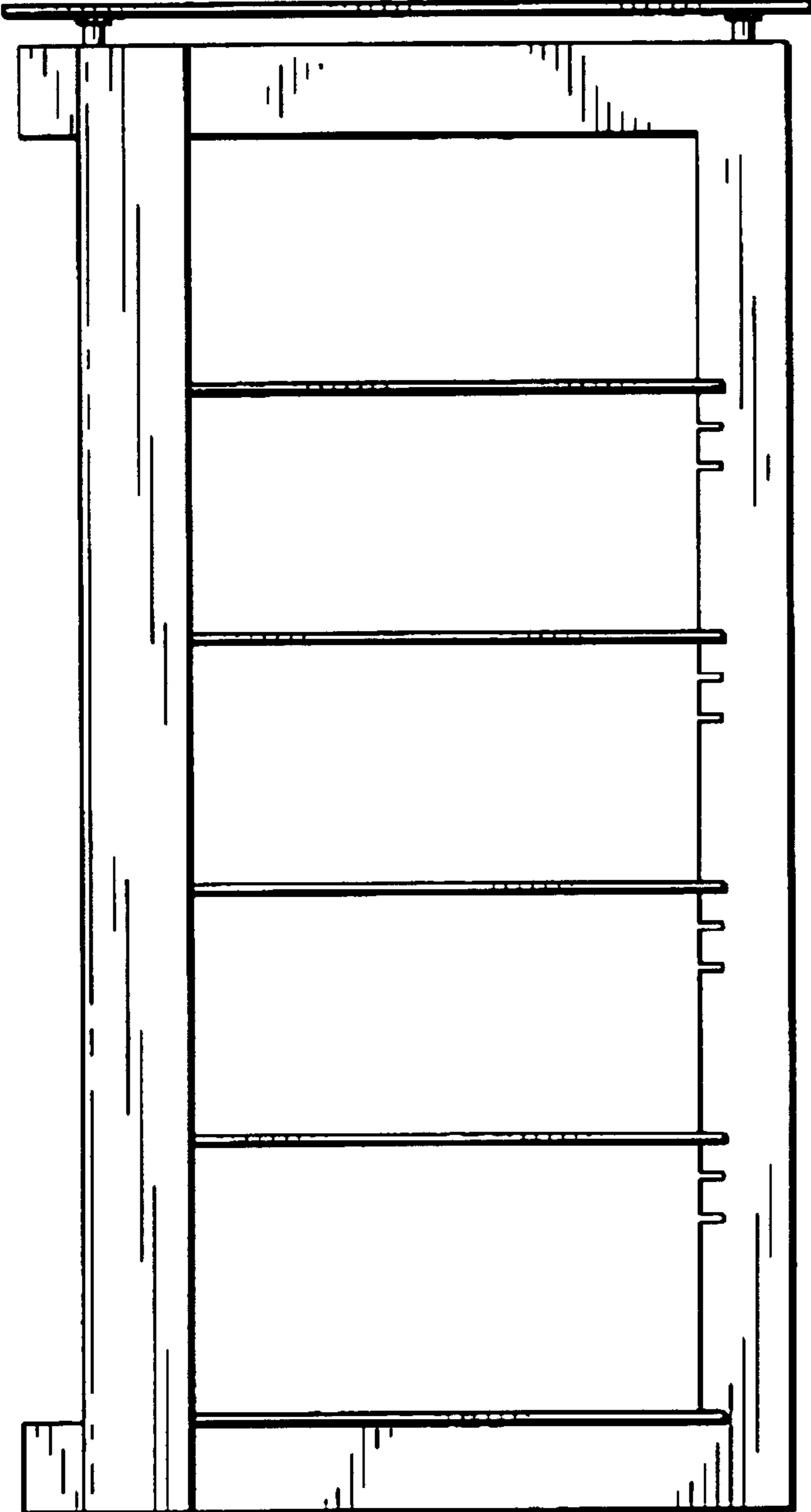
FIG. 2



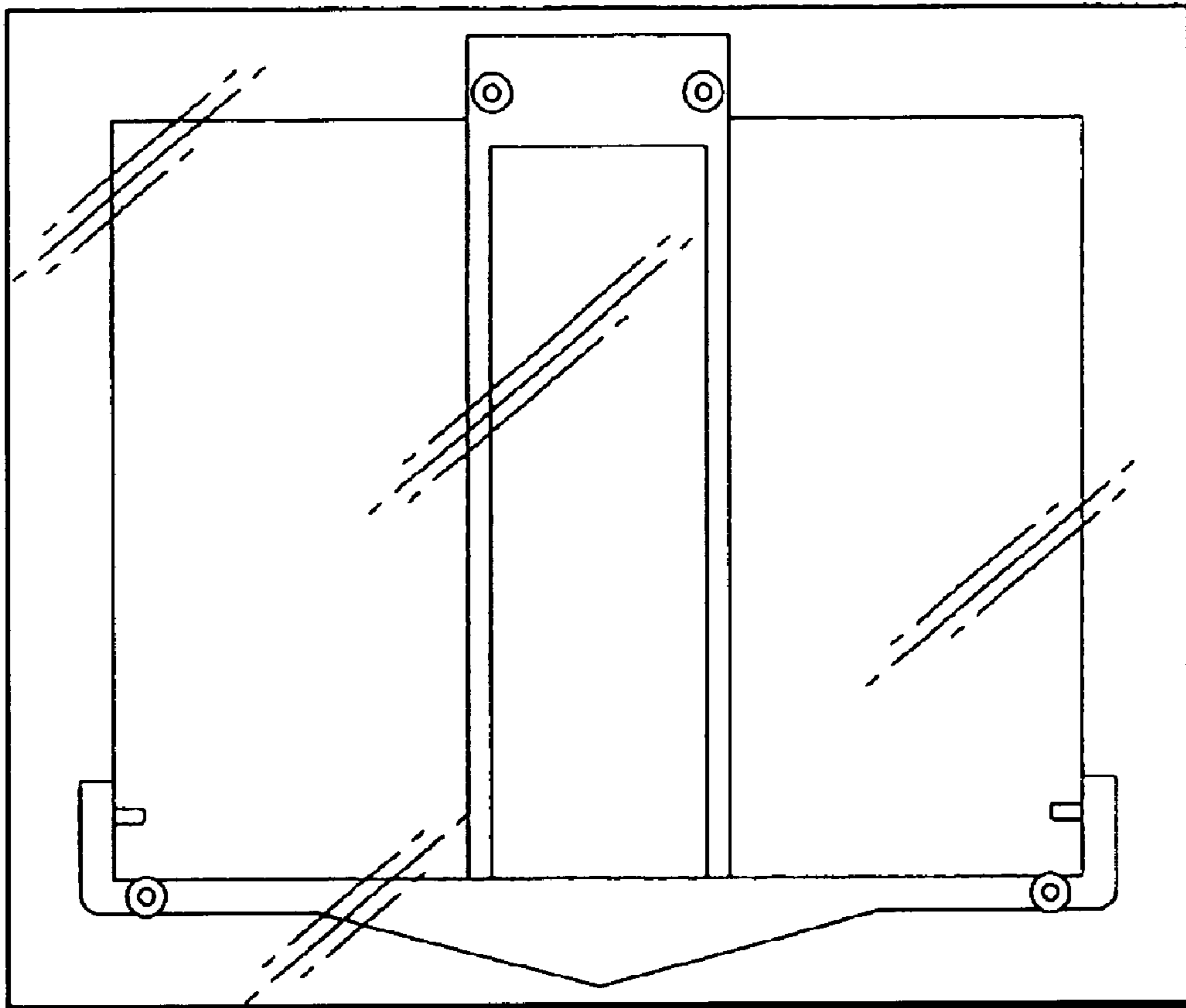
*FIG. 3*



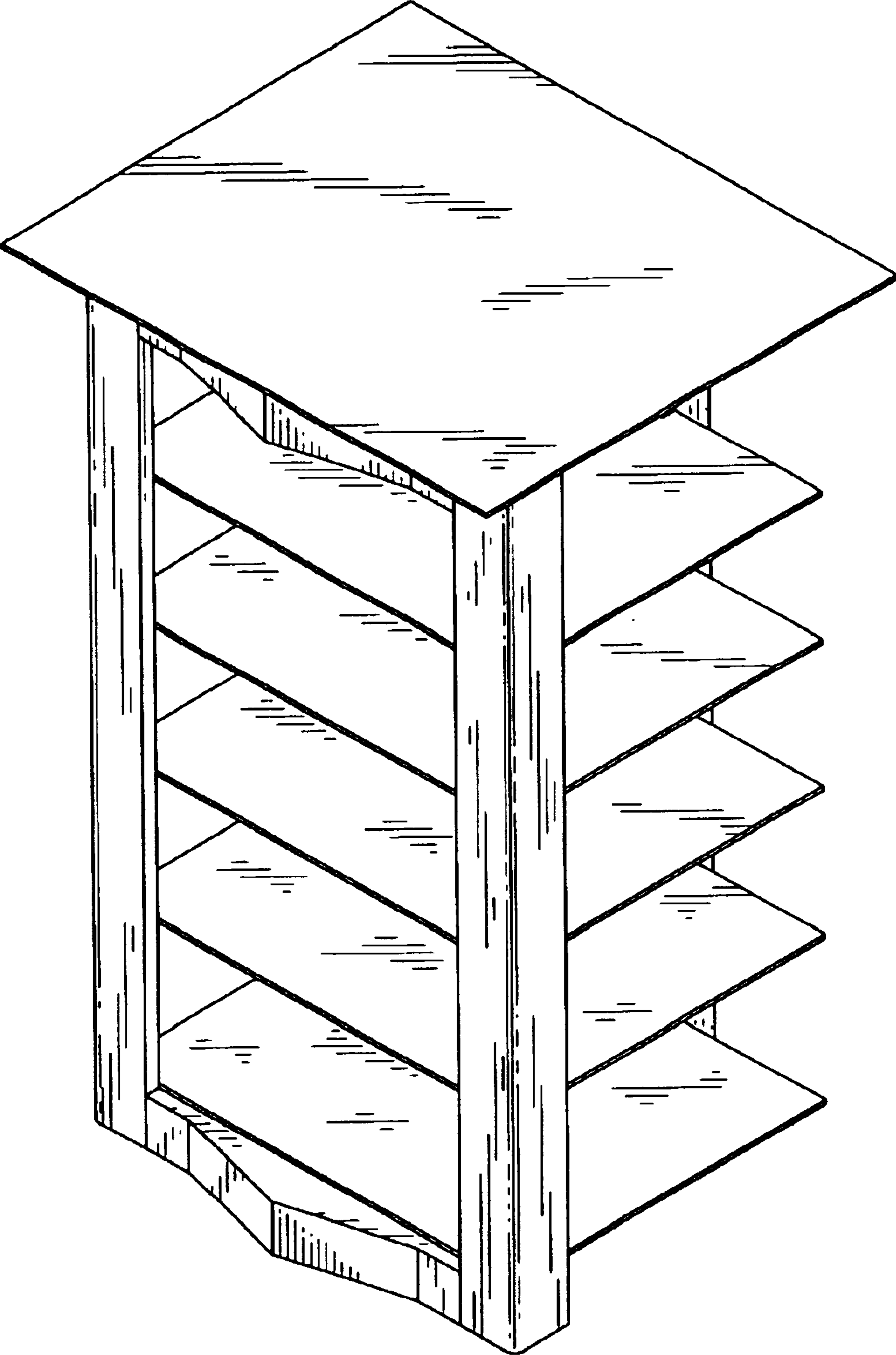
*FIG. 4*



**FIG. 5**



**FIG. 6**



*FIG. 7*

