



US00D515316S

(12) **United States Design Patent** (10) **Patent No.:** **US D515,316 S**
Chang (45) **Date of Patent:** **** Feb. 21, 2006**

(54) **GOLF BAG TOP WITH DIAMOND SHAPED CLUB DIVIDERS**

(76) Inventor: **I-Teh Chang**, Room 1004, 10/F., New Kowloon Plaza, 38 Tai Kok Tsui Road, Kowloon, Hong Kong (CN)

(**) Term: **14 Years**

(21) Appl. No.: **29/213,663**

(22) Filed: **Sep. 22, 2004**

(51) **LOC (8) Cl.** **03-99**

(52) **U.S. Cl.** **D3/320**

(58) **Field of Classification Search** D3/320, D3/254, 255, 259, 382.1, 905; D34/15; 211/70.2; 248/95, 96; 206/315.2, 315.3, 315.4, 315.5, 206/315.6, 315.7, 315.8

See application file for complete search history.

5,390,788 A 2/1995 Schenkan
5,474,176 A 12/1995 Schenkan
5,620,091 A 4/1997 Larson
5,624,028 A 4/1997 Shin et al.
D382,406 S 8/1997 Kim
D382,707 S 8/1997 Wang
D389,311 S 1/1998 Wang
D390,361 S 2/1998 Wu
D391,082 S 2/1998 Kim
5,816,397 A 10/1998 Pratt
5,860,520 A 1/1999 Tang
D407,900 S 4/1999 Baird
D408,147 S * 4/1999 Wang D3/320
D411,665 S * 6/1999 Wang D3/320
D413,018 S * 8/1999 Boldig et al. D3/255
6,006,974 A 12/1999 Varney et al.
D422,789 S 4/2000 Sundara et al.
D431,111 S * 9/2000 Ryan D3/320
6,138,825 A 10/2000 Summerlin

(Continued)

(56) **References Cited**

U.S. PATENT DOCUMENTS

646,869 A 4/1900 Perkes
699,391 A 5/1902 Johnson
1,404,559 A 1/1922 Watrous
1,681,225 A 8/1928 Earl
1,727,578 A 9/1929 Wengard
1,790,092 A 1/1931 Duguid et al.
1,936,021 A 11/1933 Hutchinson
2,186,491 A 1/1940 Meyer
2,739,631 A 3/1956 Hamley
2,853,111 A 9/1958 Williams
2,970,629 A 2/1961 Masten
4,685,561 A 8/1987 Reimers
RE33,203 E 4/1990 Reimers
5,038,984 A 8/1991 Izzo
5,042,703 A 8/1991 Izzo
5,042,704 A 8/1991 Izzo
5,099,990 A 3/1992 Antonious
5,103,974 A 4/1992 Antonious
5,135,107 A 8/1992 Ingraham
5,221,030 A 6/1993 Cretinon
D339,226 S 9/1993 Quellais et al.
5,314,079 A 5/1994 Young
5,383,555 A 1/1995 Weinmeier

OTHER PUBLICATIONS

U.S. Appl. No. 29/221,930, filed Jan. 20, 2005, Chang.
U.S. Appl. No. 11/125,038, filed May 9, 2005, Chang.

Primary Examiner—Sandra S. Snapp
(74) *Attorney, Agent, or Firm*—Speed Law Firm

(57) **CLAIM**

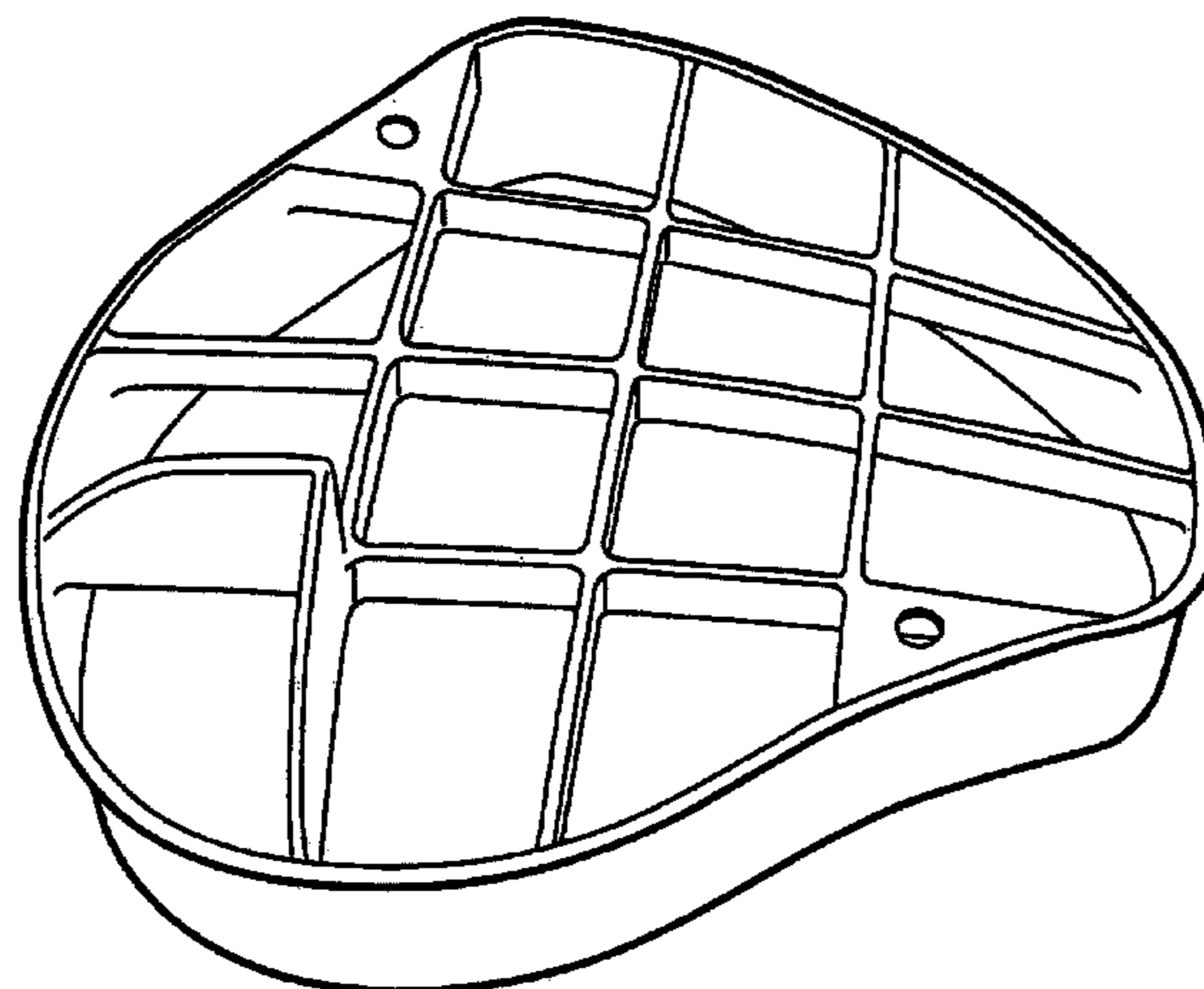
The ornamental design for a golf bag top with diamond shaped club dividers, as shown and described.

DESCRIPTION

FIG. 1 is a perspective view of the golf bag top
FIG. 2 is a front perspective view of the golf bag top,
FIG. 3 is a first side view of the golf bag top
FIG. 4 is a second side view of the golf bag top
FIG. 5 is a top view of the golf bag top; and,
FIG. 6 is a rear view of the golf bag top.

My golf bag top is characterized by the diamond shaped club dividers, where the golf club shafts rests on the bottom of the v-shaped troughs.

1 Claim, 6 Drawing Sheets



US D515,316 S

Page 2

U.S. PATENT DOCUMENTS

6,199,690 B1	3/2001	Shin		6,877,604 B2 *	4/2005	Pratt et al.	206/315.6
D450,188 S *	11/2001	Maeng D3/320	2002/0130476 A1	9/2002	Carter		
6,341,690 B1	1/2002	Swiatosz		2002/0170839 A1 *	11/2002	Chang	206/315.6
6,450,334 B1	9/2002	Chang		2003/0089629 A1	5/2003	Tan		
6,457,620 B1	10/2002	Batten et al.		2003/0116456 A1	6/2003	Ueno		
6,510,944 B2	1/2003	Chang		2003/0121942 A1	7/2003	Chang		
6,550,793 B2	4/2003	Carter		2003/0136691 A1	7/2003	Puskaric		
6,595,657 B1 *	7/2003	Shieh 362/653	2003/0184033 A1	10/2003	Carter		
6,598,743 B1	7/2003	Puskaric		2003/0192797 A1	10/2003	Man		
D478,422 S	8/2003	Chen		2004/0016661 A1	1/2004	Puskaric		
6,702,111 B2	3/2004	Ueno		2004/0035729 A1	2/2004	Chang et al		
6,761,368 B2	7/2004	Carter		2004/0074792 A1	4/2004	Pratt et al.		
D495,492 S	9/2004	Chang		2004/0089569 A1 *	5/2004	Chang	206/315.4
D501,604 S *	2/2005	Kadoya D3/320					

* cited by examiner

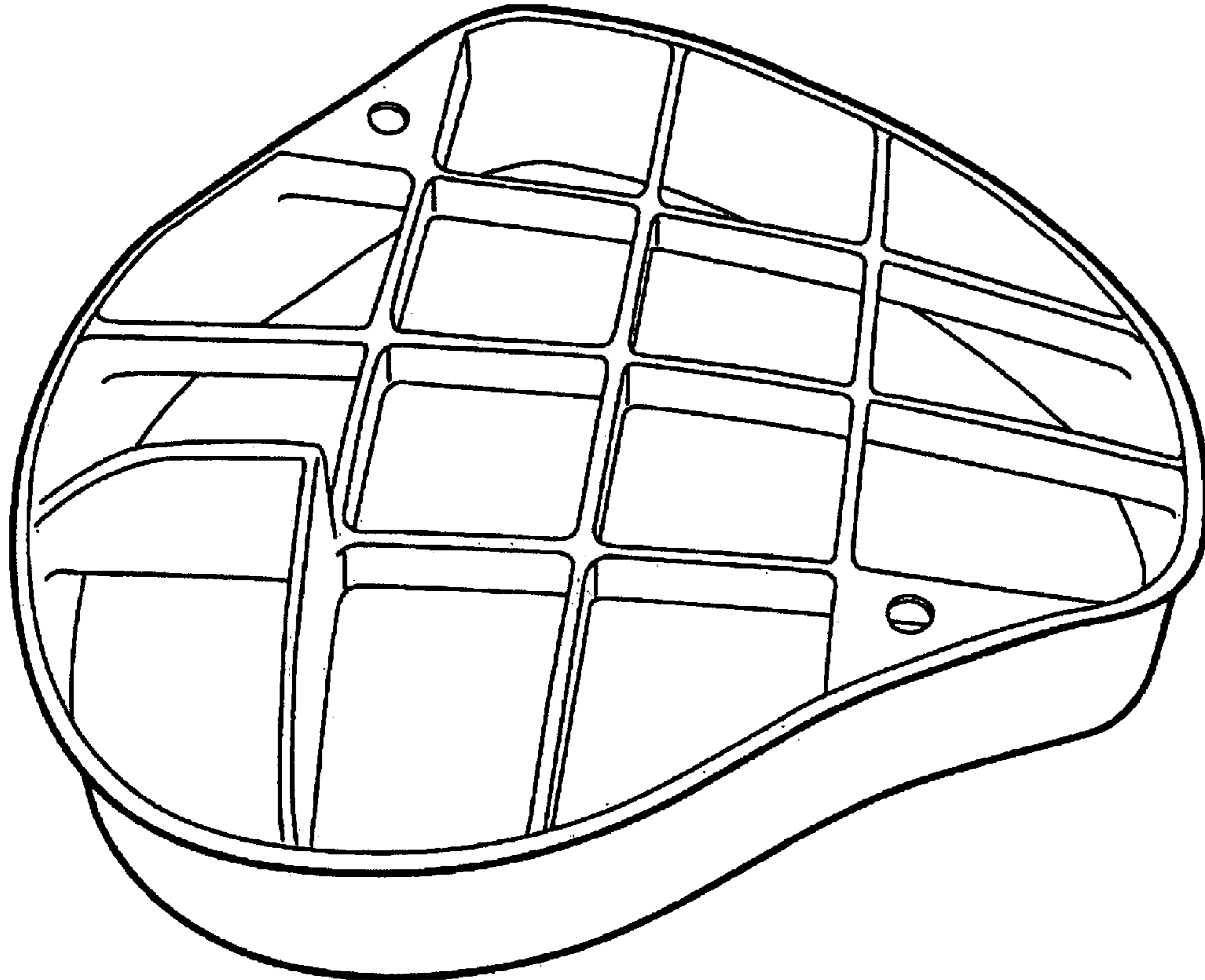


Fig. 1

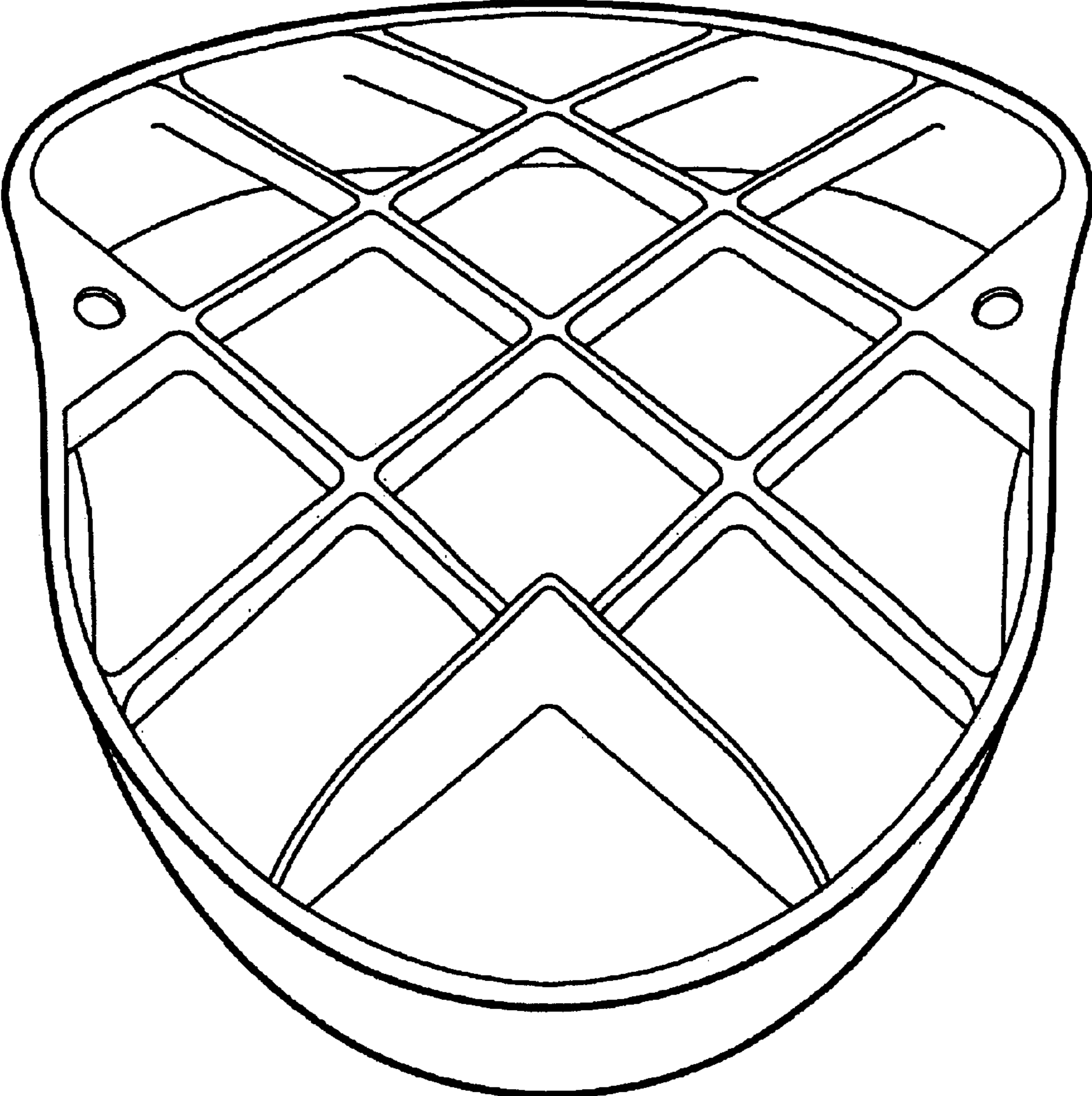


Fig. 2

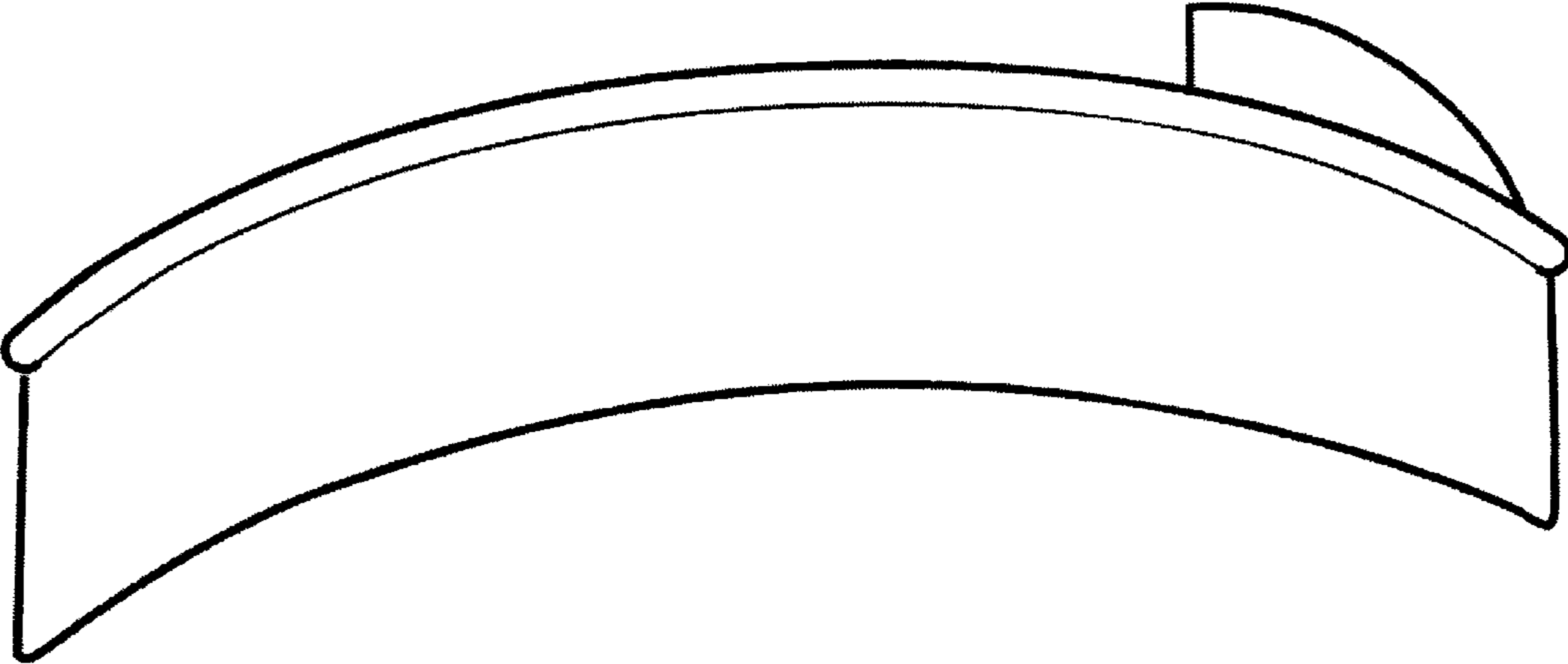


Fig. 3




Fig. 4

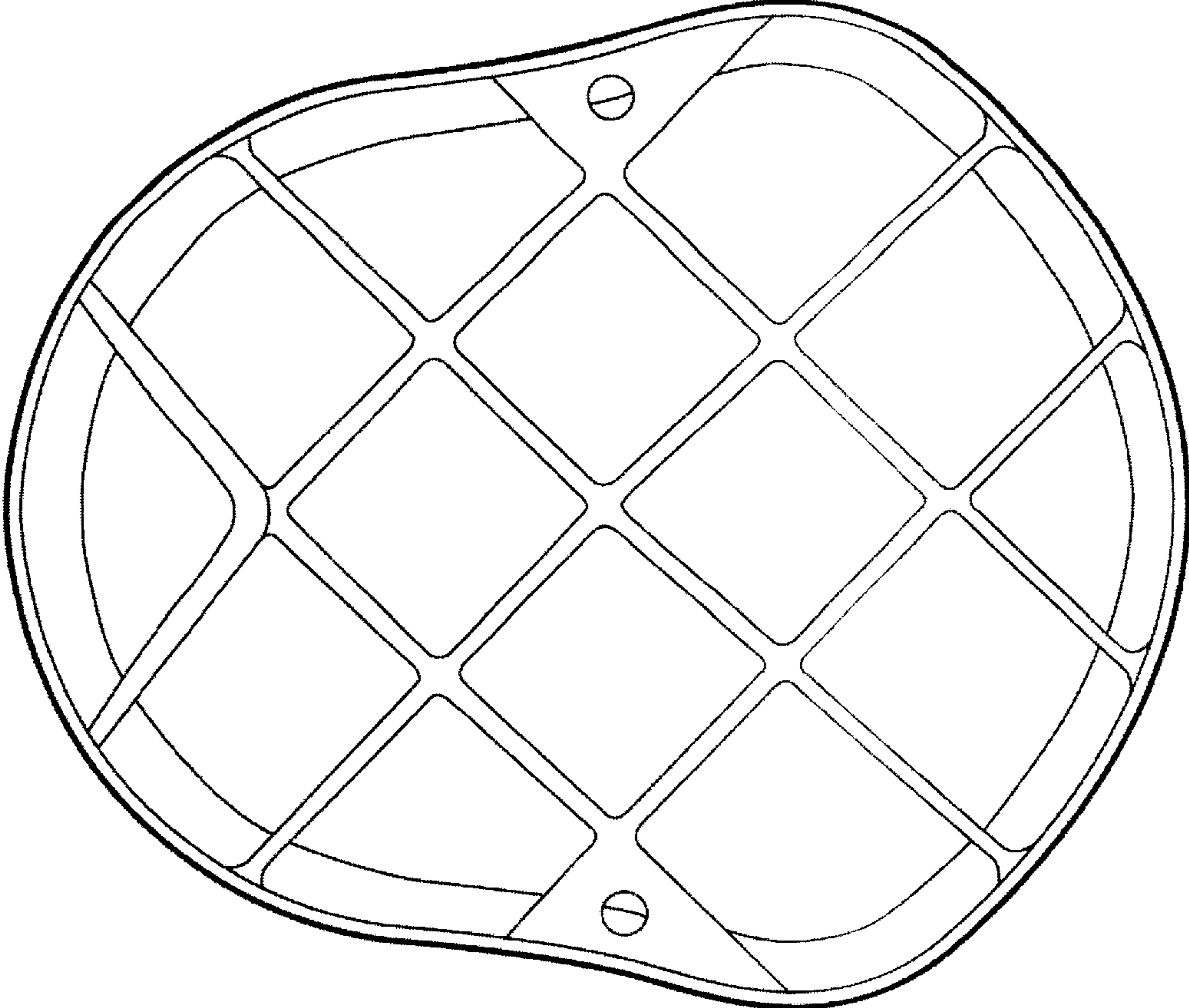


Fig. 5

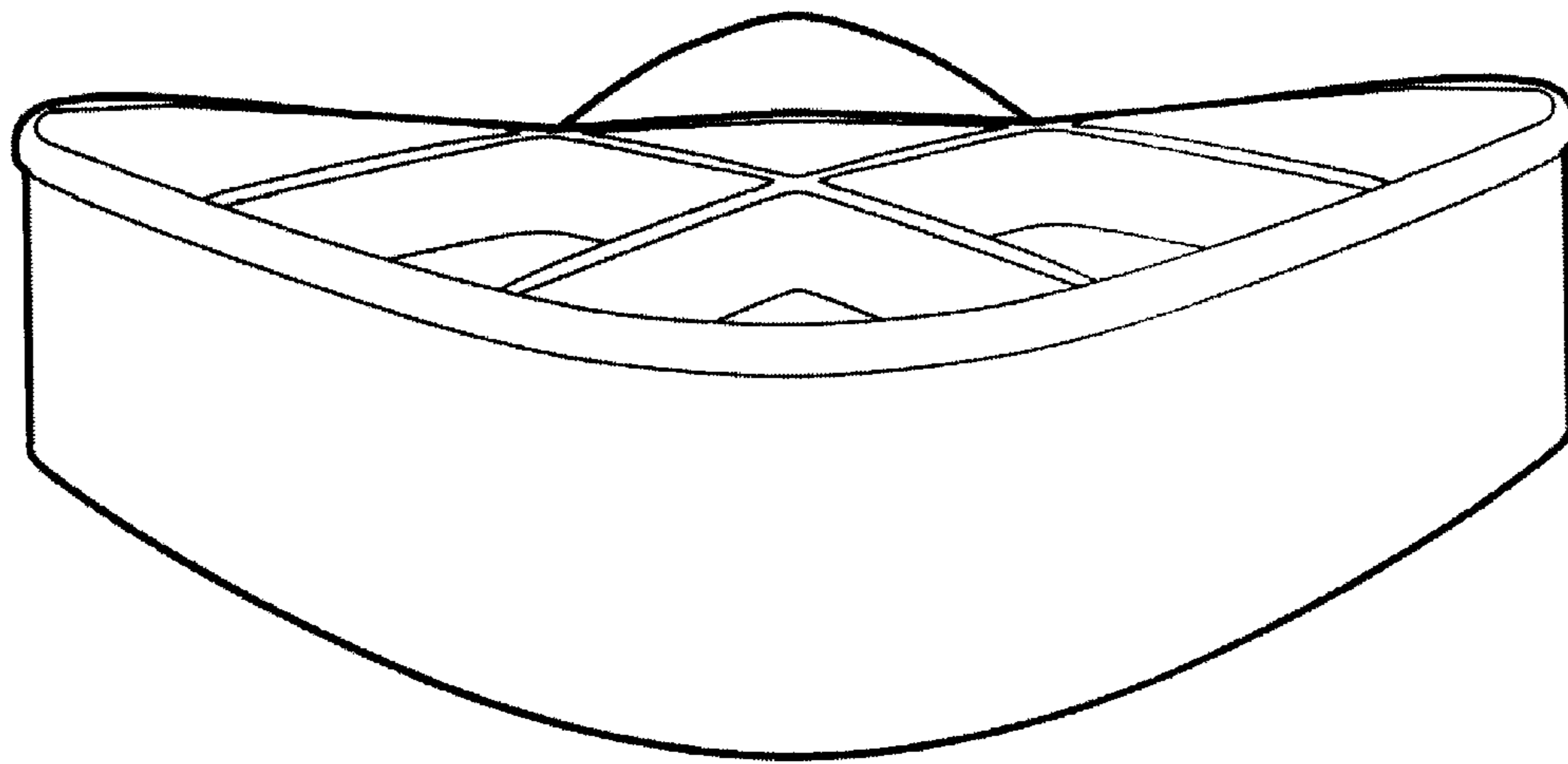


Fig. 6