



US00D515315S

(12) **United States Design Patent**
Rader et al.

(10) **Patent No.:** **US D515,315 S**

(45) **Date of Patent:** **** Feb. 21, 2006**

(54) **TRAY**

(75) Inventors: **Henning Rader**, Middleburg, VA (US);
Hans Niemann, Winchester, VA (US)

(73) Assignee: **Monoflo International, Inc.**,
Winchester, VA (US)

(**) Term: **14 Years**

(21) Appl. No.: **29/202,099**

(22) Filed: **Mar. 26, 2004**

(51) **LOC (8) Cl.** **03-01**

(52) **U.S. Cl.** **D3/304**

(58) **Field of Classification Search** D3/301-315;
D19/92; 206/203, 214, 215, 555, 307.1, 501,
206/503, 518, 557, 564, 821, 822; 211/126.1,
211/126.2, 126.7; 229/407

See application file for complete search history.

(56) **References Cited**

U.S. PATENT DOCUMENTS

2,974,843 A * 3/1961 Reifers et al. 229/407

D247,652 S * 3/1978 Carroll et al. D3/312
D260,568 S * 9/1981 Cherry D3/314
D446,939 S * 8/2001 Koefeldt D3/307

* cited by examiner

Primary Examiner—Louis S. Zarfes

Assistant Examiner—John Windmuller

(74) *Attorney, Agent, or Firm*—Nixon & Vanderhye P.C.

(57) **CLAIM**

The ornamental design for a tray, as shown and described.

DESCRIPTION

FIG. 1 is a top view of the tray according to the present invention;

FIG. 2 is a bottom view thereof;

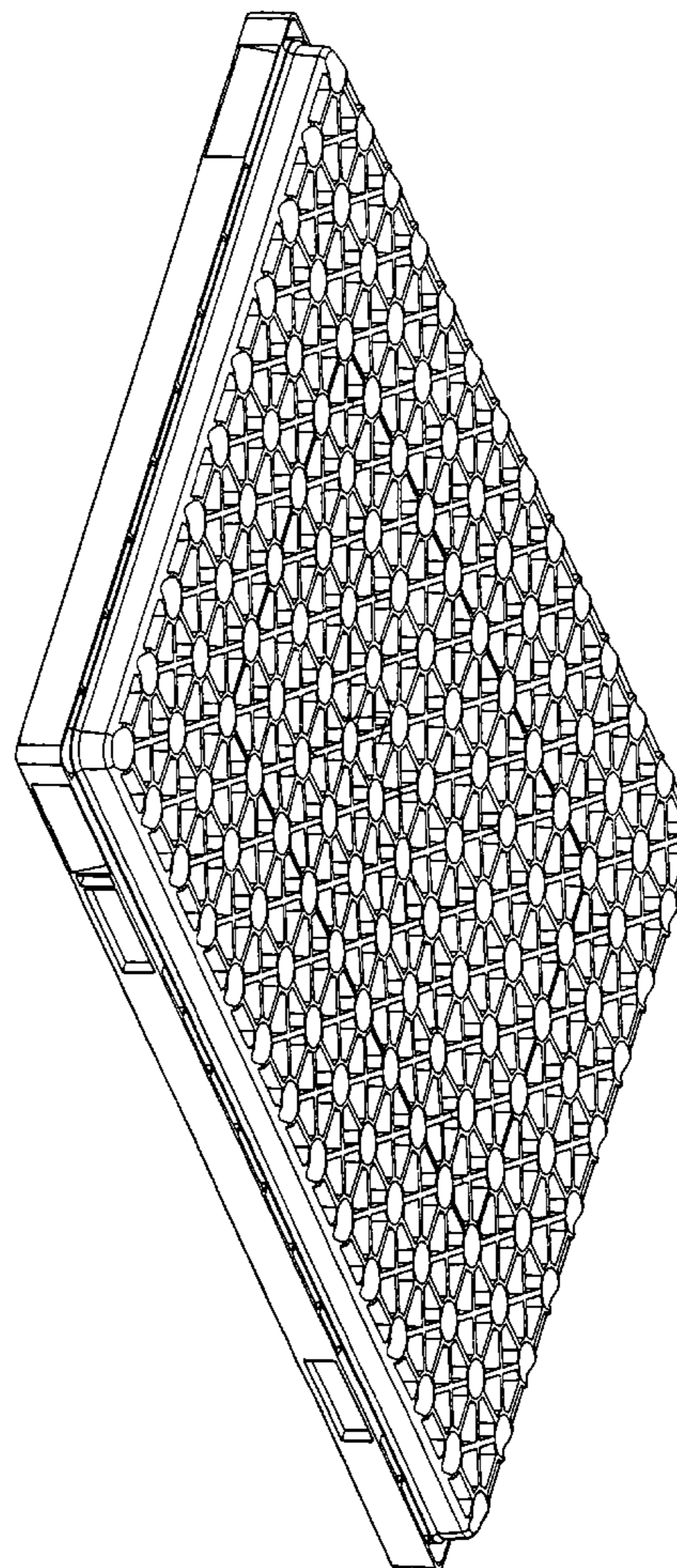
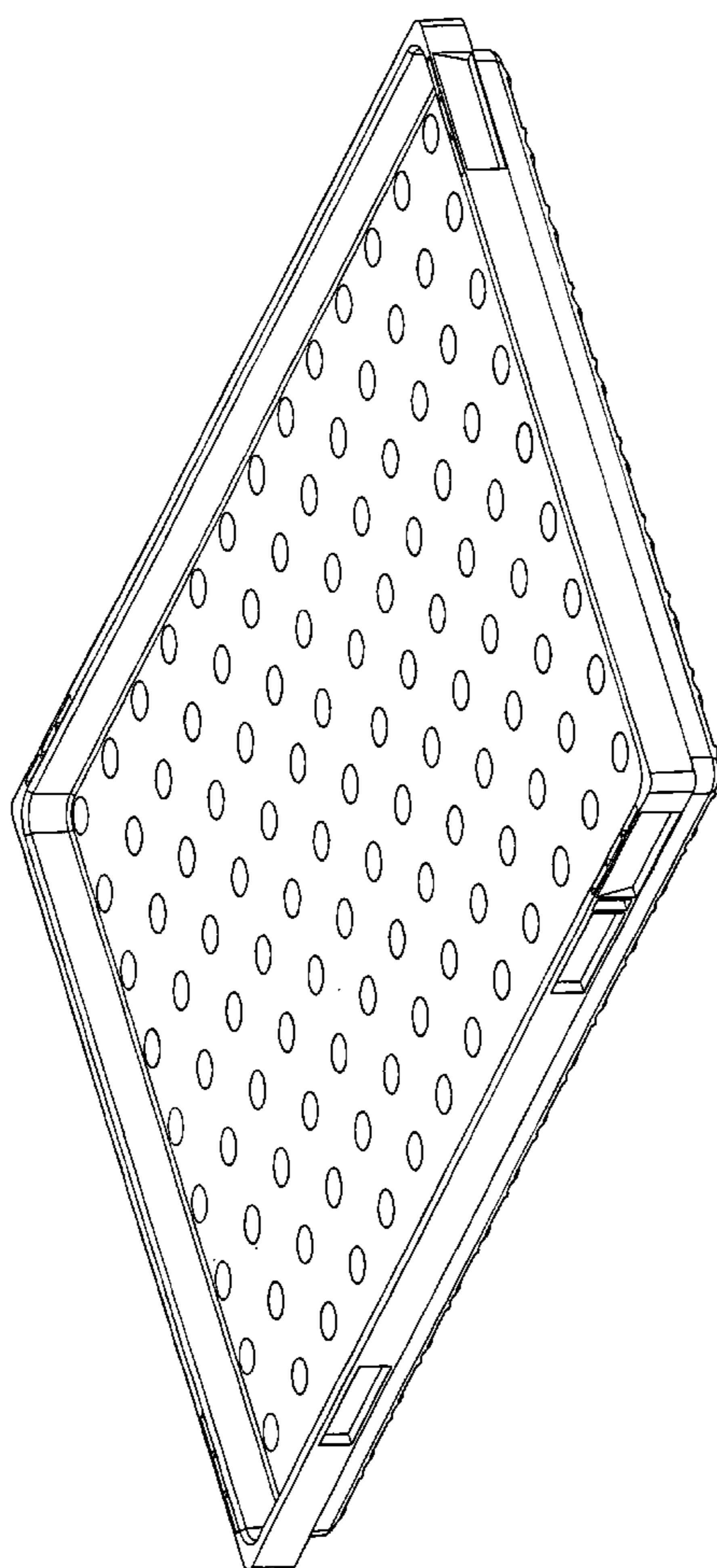
FIG. 3 is a an end view thereof (the opposite end being identical thereto);

FIG. 4 is a side view thereof (the opposite side being identical thereto);

FIG. 5 is a top perspective view; and,

FIG. 6 is a bottom perspective view.

1 Claim, 6 Drawing Sheets






Fig. 1




Fig. 2

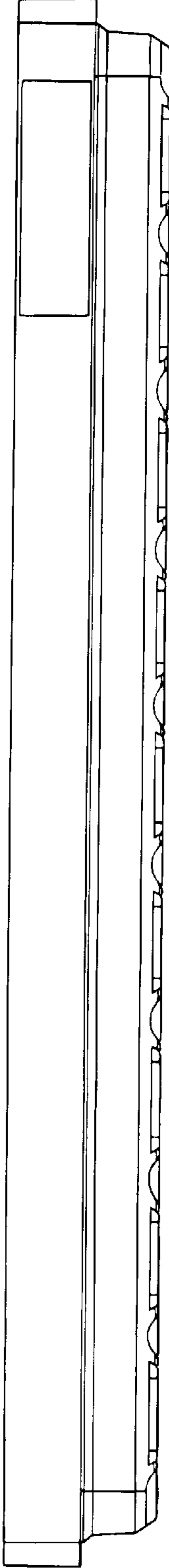


Fig. 3

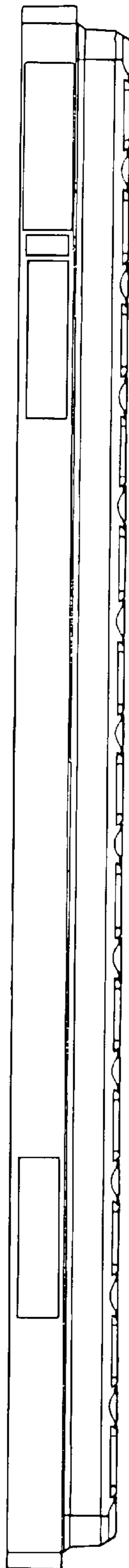


Fig. 4

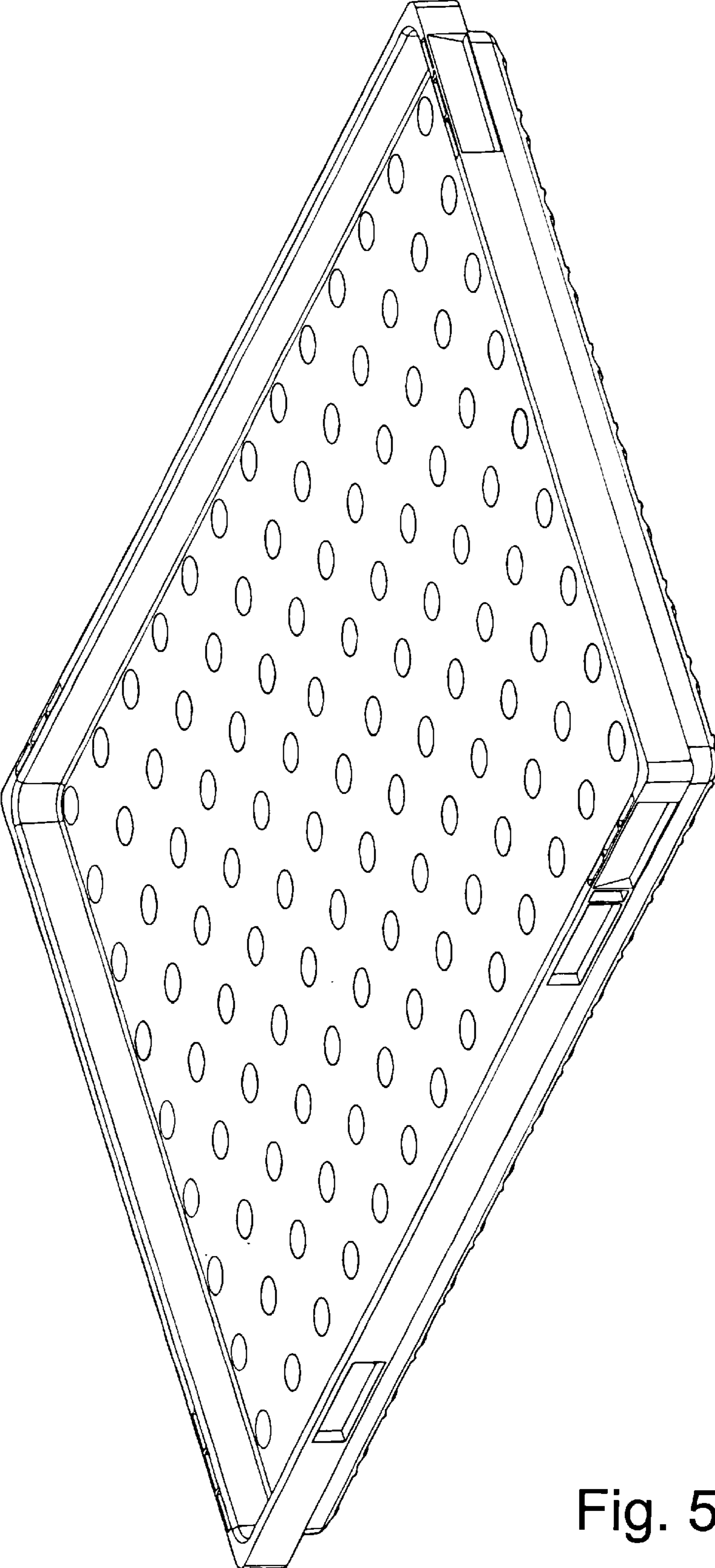


Fig. 5

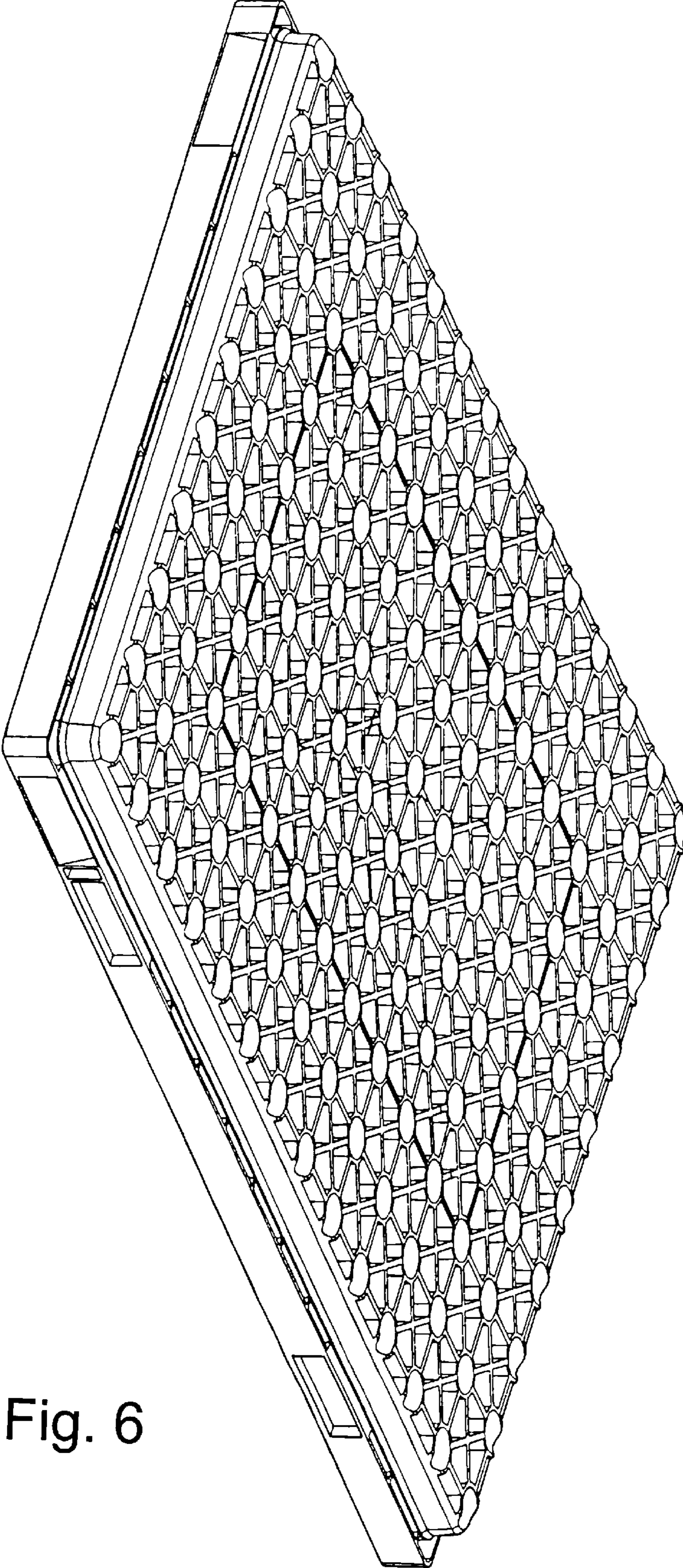


Fig. 6