



US00D515306S

(12) **United States Design Patent**
Andrews-Kramer

(10) **Patent No.:** **US D515,306 S**

(45) **Date of Patent:** **** Feb. 21, 2006**

(54) **SHOE MIDSOLE**

(75) **Inventor:** **Holly Andrews-Kramer**, Menlo Park,
CA (US)

(73) **Assignee:** **Ariat International, Inc.**, Union City,
CA (US)

(**) **Term:** **14 Years**

(21) **Appl. No.:** **29/198,622**

(22) **Filed:** **Jan. 30, 2004**

(51) **LOC (8) Cl.** **02-04**

(52) **U.S. Cl.** **D2/977; D2/949; D2/947**

(58) **Field of Classification Search** **D2/977,**
D2/947, 949, 953, 954; 36/51, 102, 103,
36/112, 114

See application file for complete search history.

(56) **References Cited**

U.S. PATENT DOCUMENTS

- D316,324 S * 4/1991 Rogers D2/953
- D324,762 S * 3/1992 Hatfield D2/977
- D325,464 S * 4/1992 Smith D2/977
- D335,018 S * 4/1993 Avar D2/977

- 5,233,767 A 8/1993 Kramer
- D343,044 S * 1/1994 Kilgore et al. D2/977
- D344,848 S * 3/1994 Smith D2/977
- 5,692,320 A * 12/1997 Nichols 36/51

* cited by examiner

Primary Examiner—Stella Reid

Assistant Examiner—Rashida C. McCoy

(74) *Attorney, Agent, or Firm*—Cooley Godward LLP

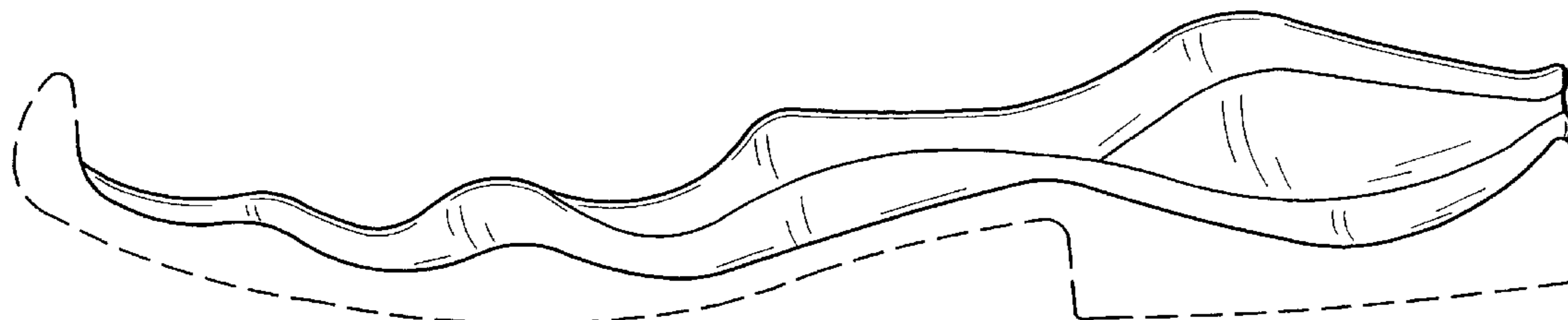
(57) **CLAIM**

The ornamental design for the shoe midsole, as shown and described.

DESCRIPTION

FIG. 1 is a perspective view of the shoe midsole showing a bottom and left sides of the new design;
 FIG. 2 is a front view of the shoe midsole of FIG. 1;
 FIG. 3 is a rear view of the shoe midsole of FIG. 1;
 FIG. 4 is a right side view of the shoe midsole of FIG. 1;
 FIG. 5 is a left side view of the shoe midsole of FIG. 1;
 FIG. 6 is a bottom view of the shoe midsole of FIG. 1; and,
 FIG. 7 is a top view of the shoe midsole of FIG. 1.

1 Claim, 3 Drawing Sheets



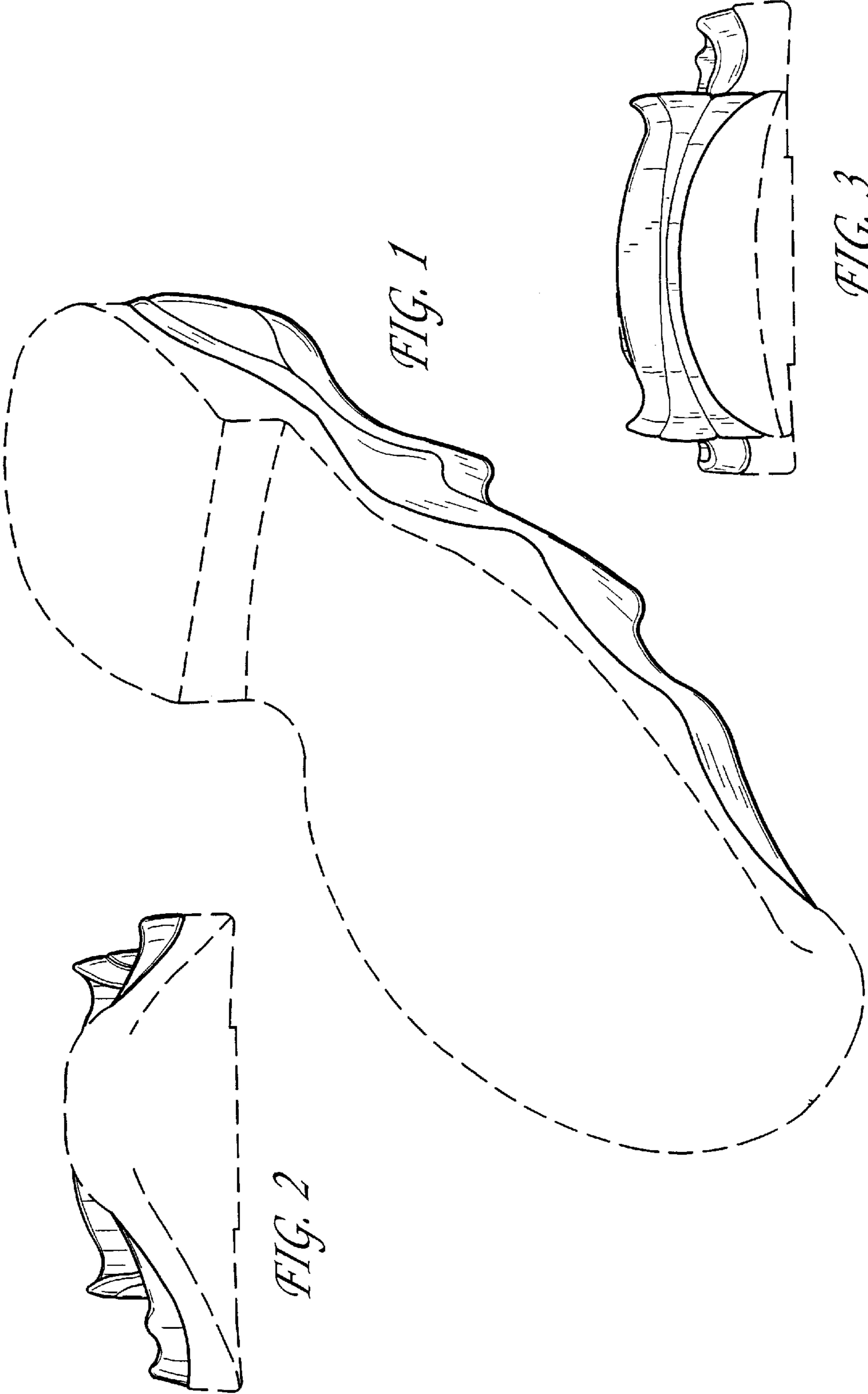


FIG. 1

FIG. 3

FIG. 2

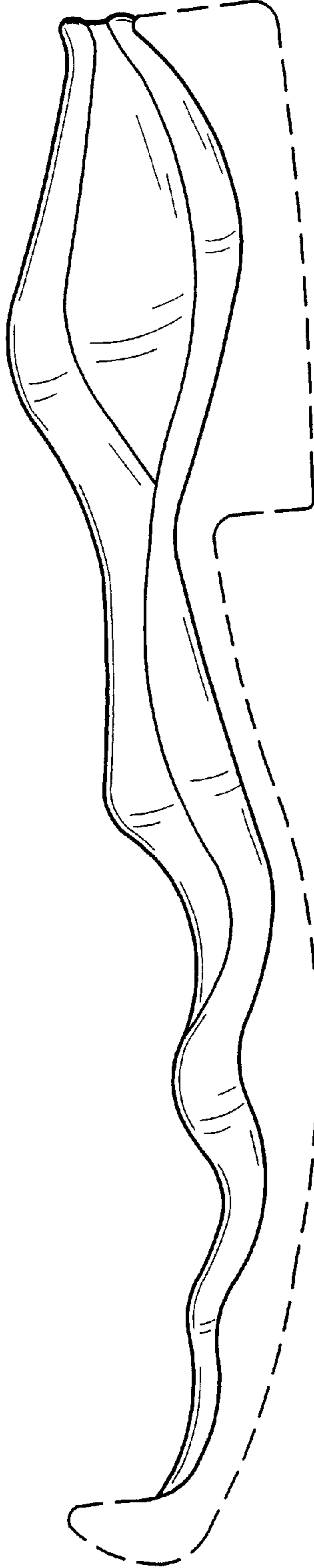


FIG. 4

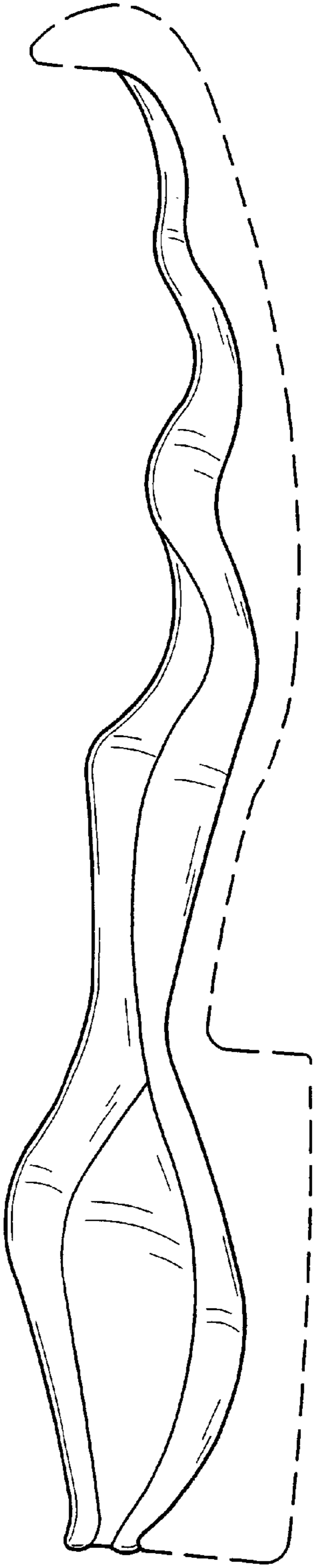


FIG. 5

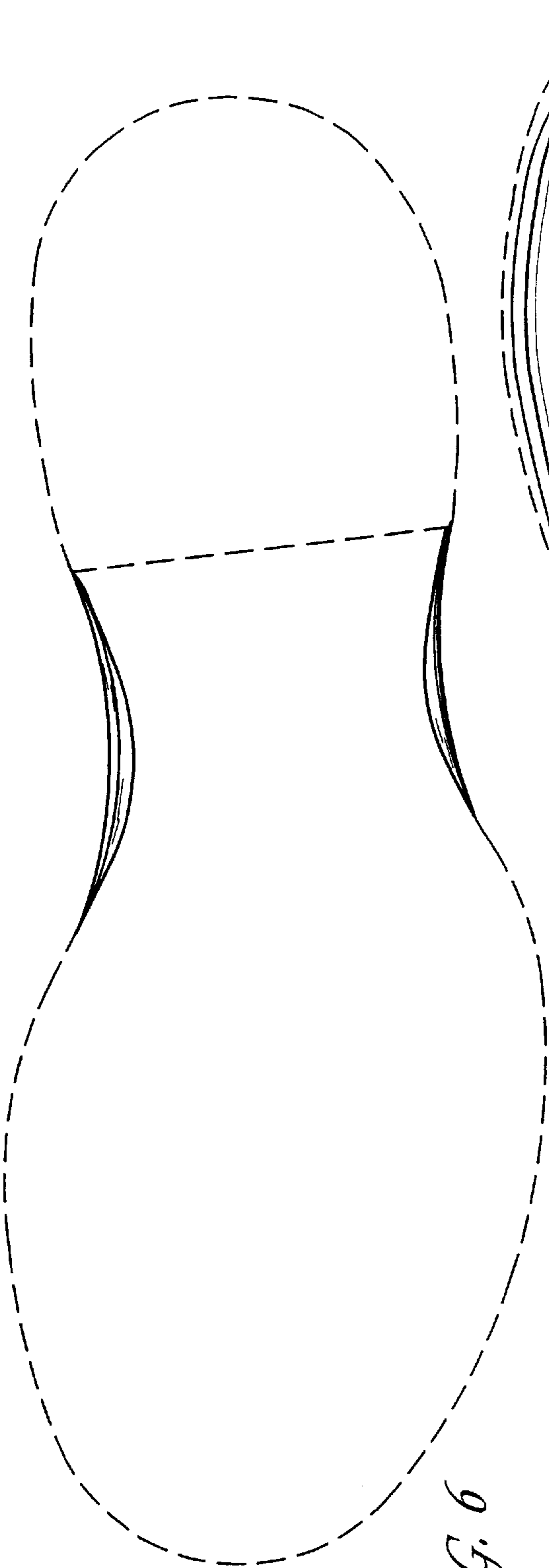


FIG. 6

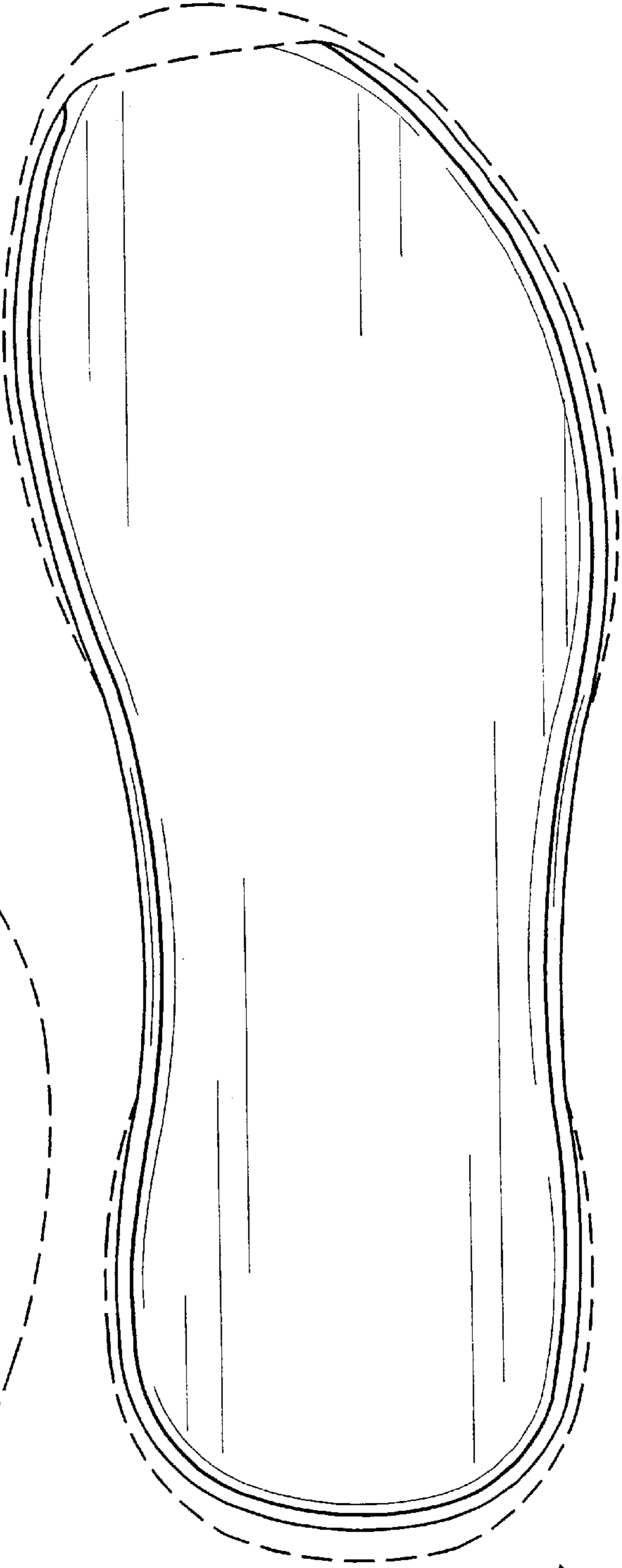


FIG. 7

UNITED STATES PATENT AND TRADEMARK OFFICE
CERTIFICATE OF CORRECTION

PATENT NO. : Des. 515,306 S
APPLICATION NO. : 29/198622
DATED : February 21, 2006
INVENTOR(S) : Holly Andrews-Kramer

Page 1 of 5

It is certified that error appears in the above-identified patent and that said Letters Patent is hereby corrected as shown below:

Title page should be deleted and substitute therefor the attached title page.

Delete drawings sheets 1-3 consisting of Figures 1-7, and substitute therefor drawings sheets 1-3 consisting of Figures 1-7, as shown on the attached pages.

Signed and Sealed this

Twenty-seventh Day of February, 2007

A handwritten signature in black ink on a light gray dotted background. The signature reads "Jon W. Dudas" in a cursive style.

JON W. DUDAS

Director of the United States Patent and Trademark Office

(12) **United States Design Patent** (10) Patent No.: **US D515,306 S**
Andrews-Kramer (45) Date of Patent: **** Feb. 21, 2006**

(54) **SHOE MIDSOLE**

(75) Inventor: **Holly Andrews-Kramer, Menlo Park, CA (US)**

(73) Assignee: **Ariat International, Inc., Union City, CA (US)**

(**) Term: **14 Years**

(21) Appl. No.: **29/198,622**

(22) Filed: **Jan. 30, 2004**

(51) LOC (8) Cl. **02-04**

(52) U.S. Cl. **D2/977; D2/949; D2/947**

(58) Field of Classification Search **D2/977, D2/947, 949, 953, 954; 36/51, 102, 103, 36/112, 114**

See application file for complete search history.

(56) **References Cited**

U.S. PATENT DOCUMENTS

- D316,324 S * 4/1991 Rogers D2/953
- D324,762 S * 3/1992 Hatfield D2/977
- D325,464 S * 4/1992 Smith D2/977
- D335,018 S * 4/1993 Avar D2/977

- 5,233,767 A 8/1993 Kramer
- D343,044 S * 1/1994 Kilgore et al. D2/977
- D344,848 S * 3/1994 Smith D2/977
- 5,692,320 A * 12/1997 Nichols 36/51

* cited by examiner

Primary Examiner—Stella Reid
Assistant Examiner—Rashida C. McCoy
(74) *Attorney, Agent, or Firm*—Cooley Godward LLP


(57) **CLAIM**

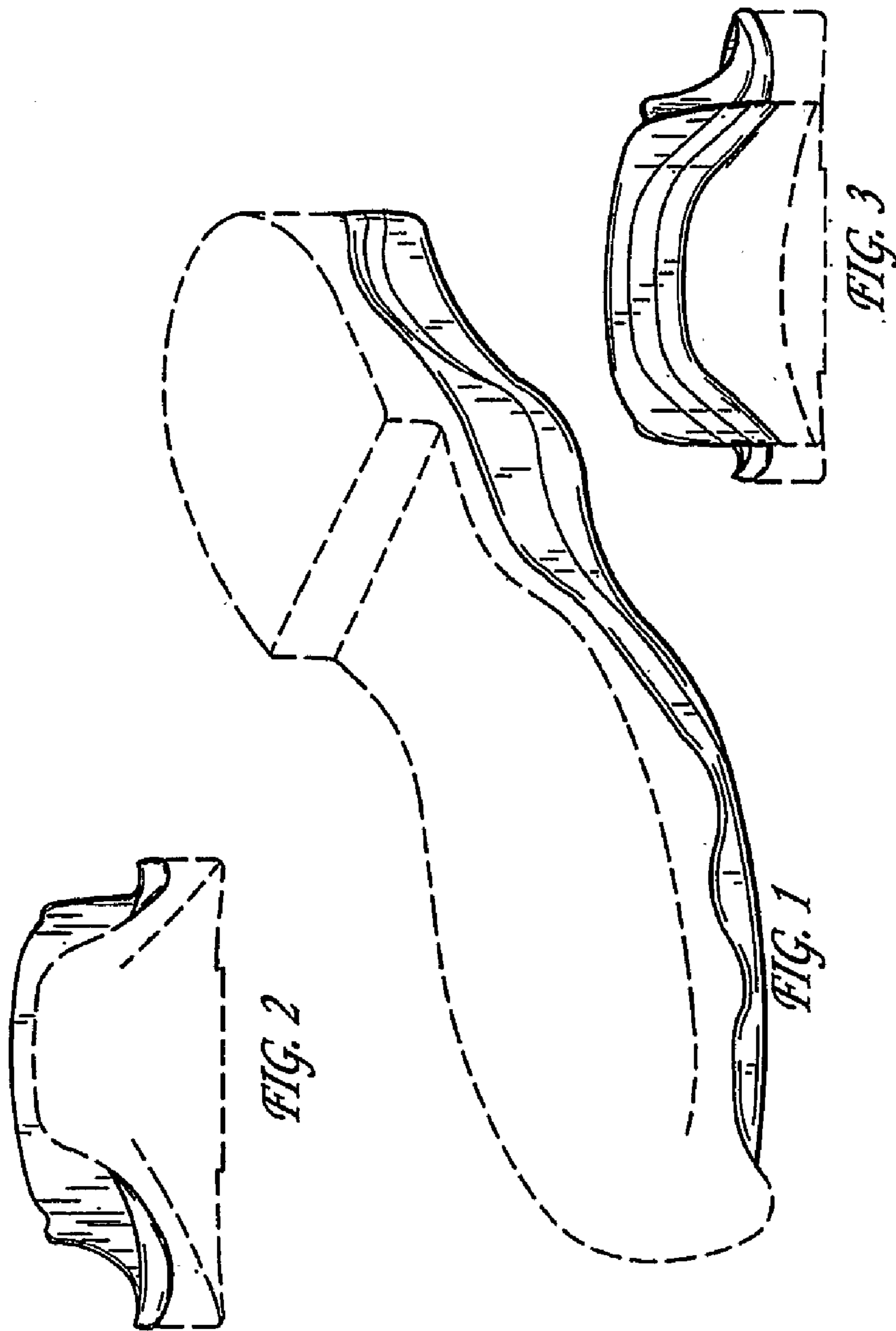
The ornamental design for the shoe midsole, as shown and described.

DESCRIPTION

FIG. 1 is a perspective view of the shoe midsole showing a bottom and left sides of the new design;
FIG. 2 is a front view of the shoe midsole of FIG. 1;
FIG. 3 is a rear view of the shoe midsole of FIG. 1;
FIG. 4 is a right side view of the shoe midsole of FIG. 1;
FIG. 5 is a left side view of the shoe midsole of FIG. 1;
FIG. 6 is a bottom view of the shoe midsole of FIG. 1; and,
FIG. 7 is a top view of the shoe midsole of FIG. 1.

1 Claim, 3 Drawing Sheets





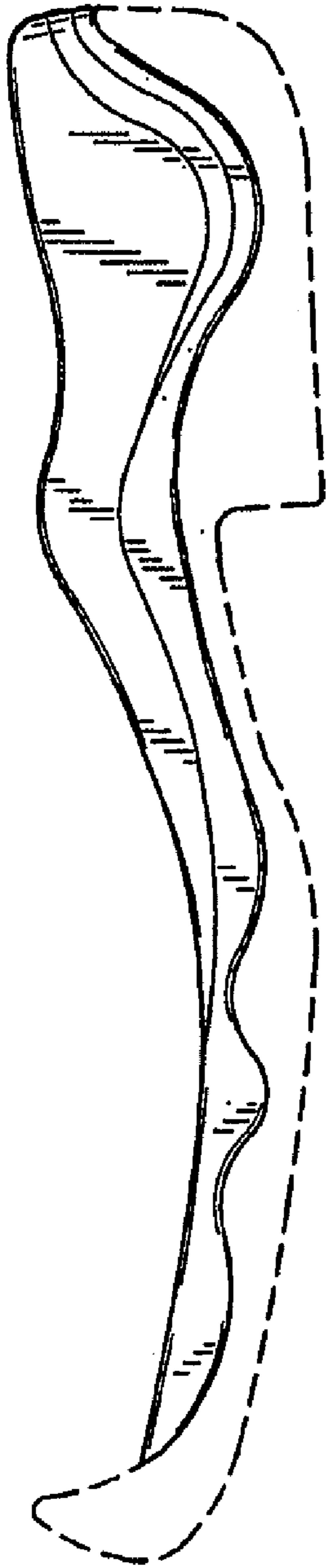


FIG. 4

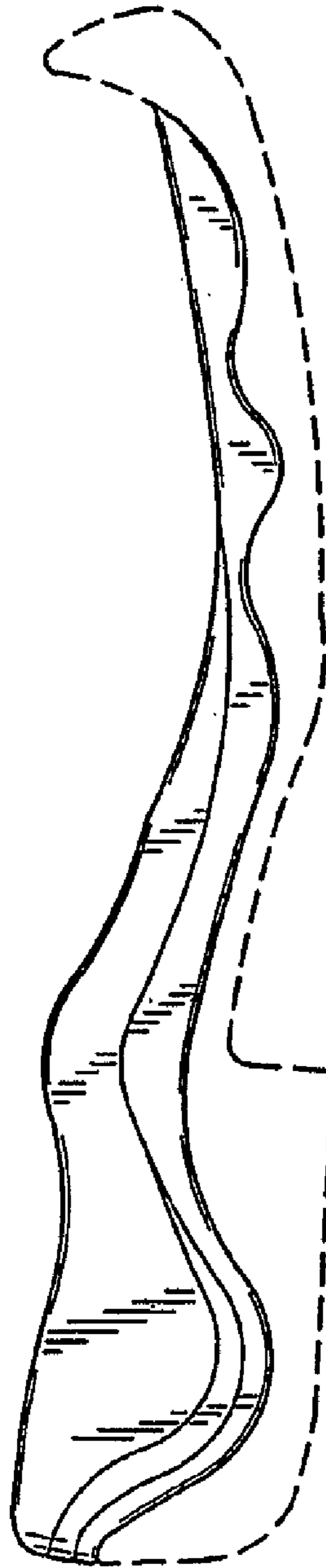


FIG. 5

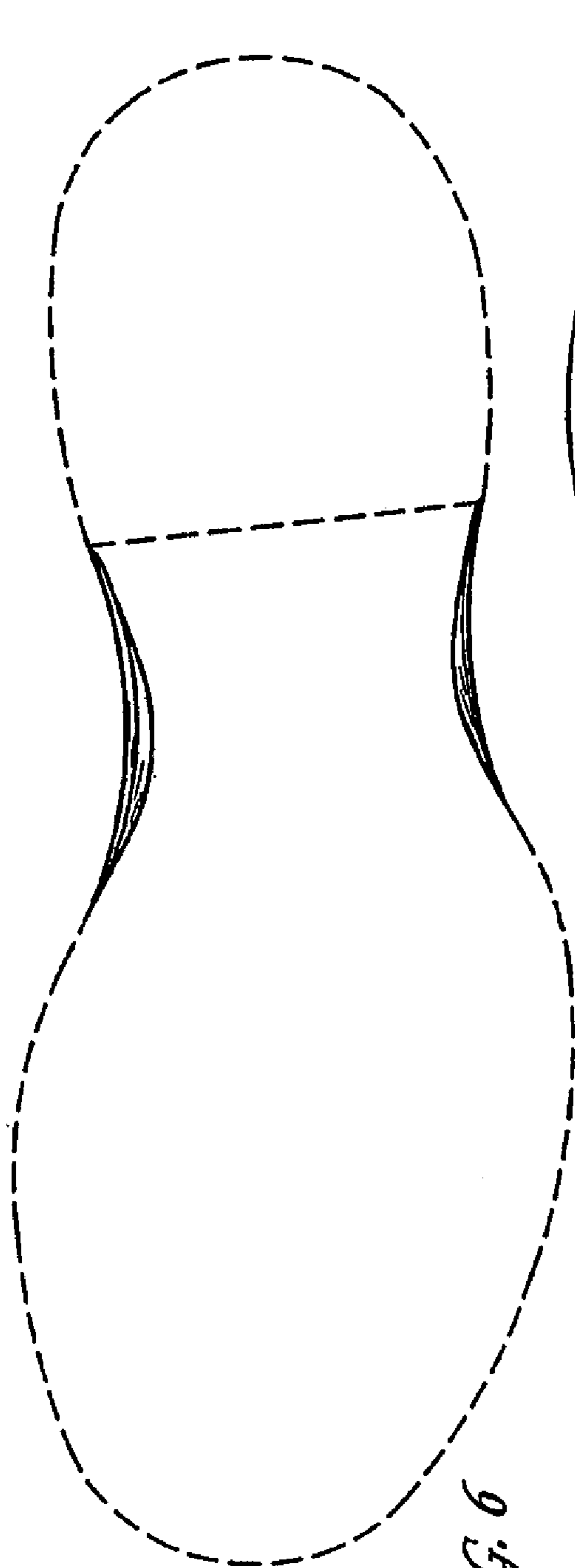


FIG. 6

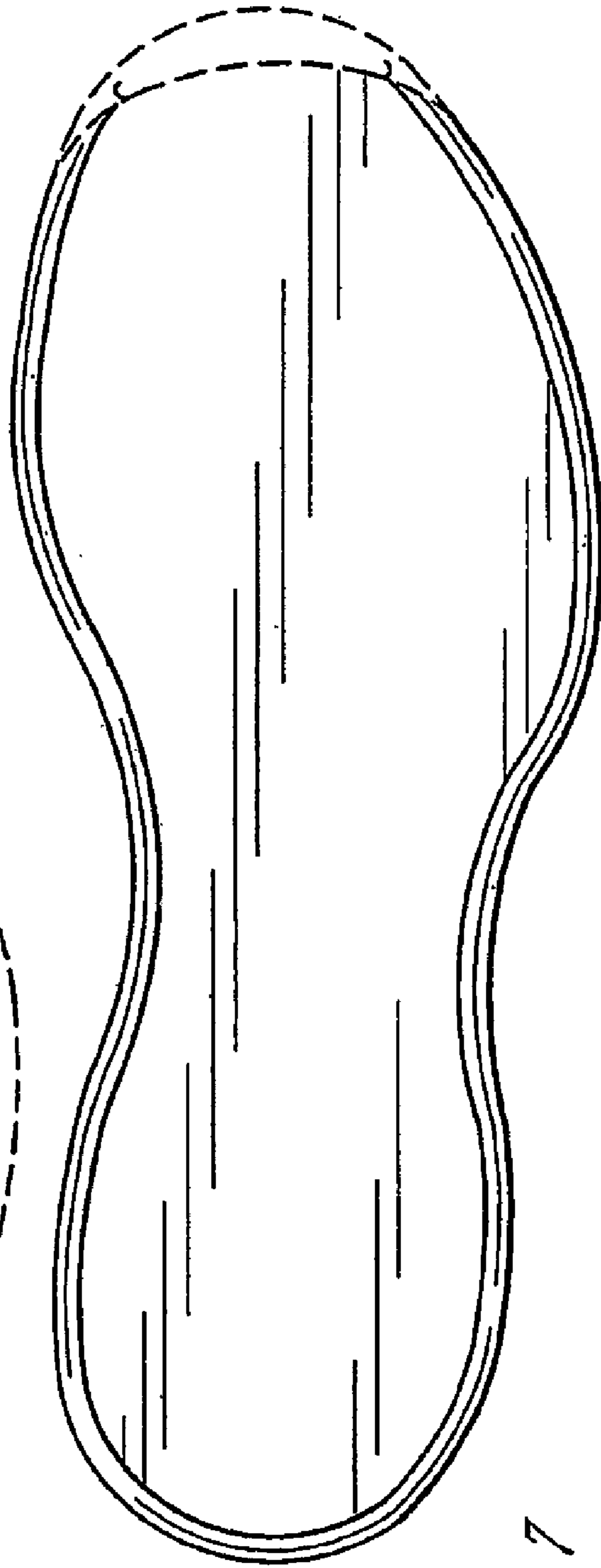


FIG. 7