



US00D515305S

(12) **United States Design Patent**
Andrews-Kramer

(10) **Patent No.:** **US D515,305 S**
(45) **Date of Patent:** **** Feb. 21, 2006**

- (54) **SHOE MIDSOLE**
- (75) **Inventor:** **Holly Andrews-Kramer**, Menlo Park, CA (US)
- (73) **Assignee:** **Ariat International, Inc.**, Union City, CA (US)
- (**) **Term:** **14 Years**
- (21) **Appl. No.:** **29/198,586**
- (22) **Filed:** **Jan. 30, 2004**
- (51) **LOC (8) Cl.** **02-04**
- (52) **U.S. Cl.** **D2/977; D2/947; D2/949**
- (58) **Field of Classification Search** **D2/977, D2/947, 949, 953, 954; 36/51, 102, 103, 36/112, 114**
See application file for complete search history.

- D335,018 S * 4/1993 Avar D2/977
- 5,233,767 A 8/1993 Kramer
- D343,044 S * 1/1994 Kilgore et al. D2/977
- D344,848 S * 3/1994 Smith D2/977
- 5,692,320 A * 12/1997 Nichols 36/51

* cited by examiner

Primary Examiner—Stella Reid
Assistant Examiner—Rashida C. McCoy
(74) *Attorney, Agent, or Firm*—Cooley Godward LLP

(57) **CLAIM**

The ornamental design for the shoe midsole, as shown and described.

DESCRIPTION

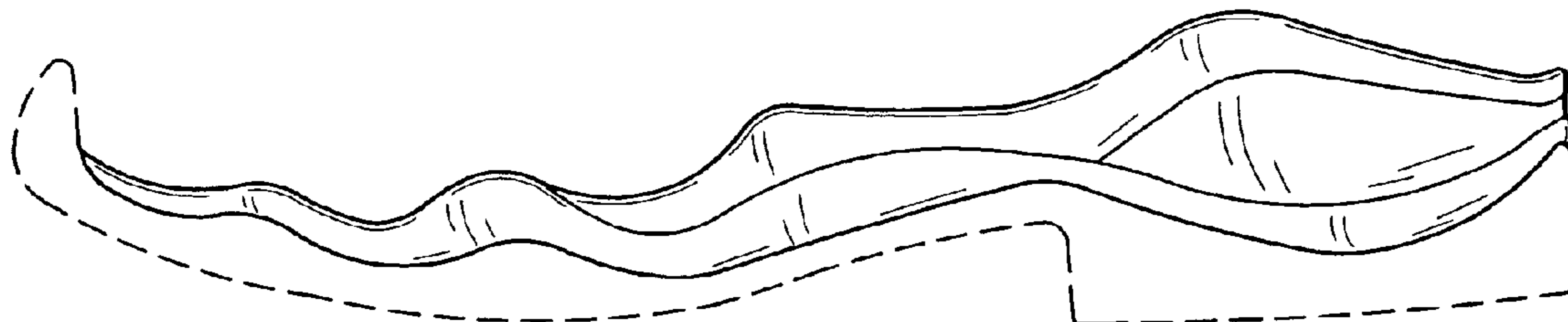
FIG. 1 is a perspective view of the shoe midsole showing a bottom and left sides of the new design;
FIG. 2 is a front view of the shoe midsole of FIG. 1;
FIG. 3 is a rear view of the shoe midsole of FIG. 1;
FIG. 4 is a right side view of the shoe midsole of FIG. 1;
FIG. 5 is a left side view of the shoe midsole of FIG. 1;
FIG. 6 is a bottom view of the shoe midsole of FIG. 1; and,
FIG. 7 is a top view of the shoe midsole of FIG. 1.

1 Claim, 3 Drawing Sheets

(56) **References Cited**

U.S. PATENT DOCUMENTS

- D316,324 S * 4/1991 Rogers D2/953
- D324,762 S * 3/1992 Hatfield D2/977
- D325,464 S * 4/1992 Smith D2/977



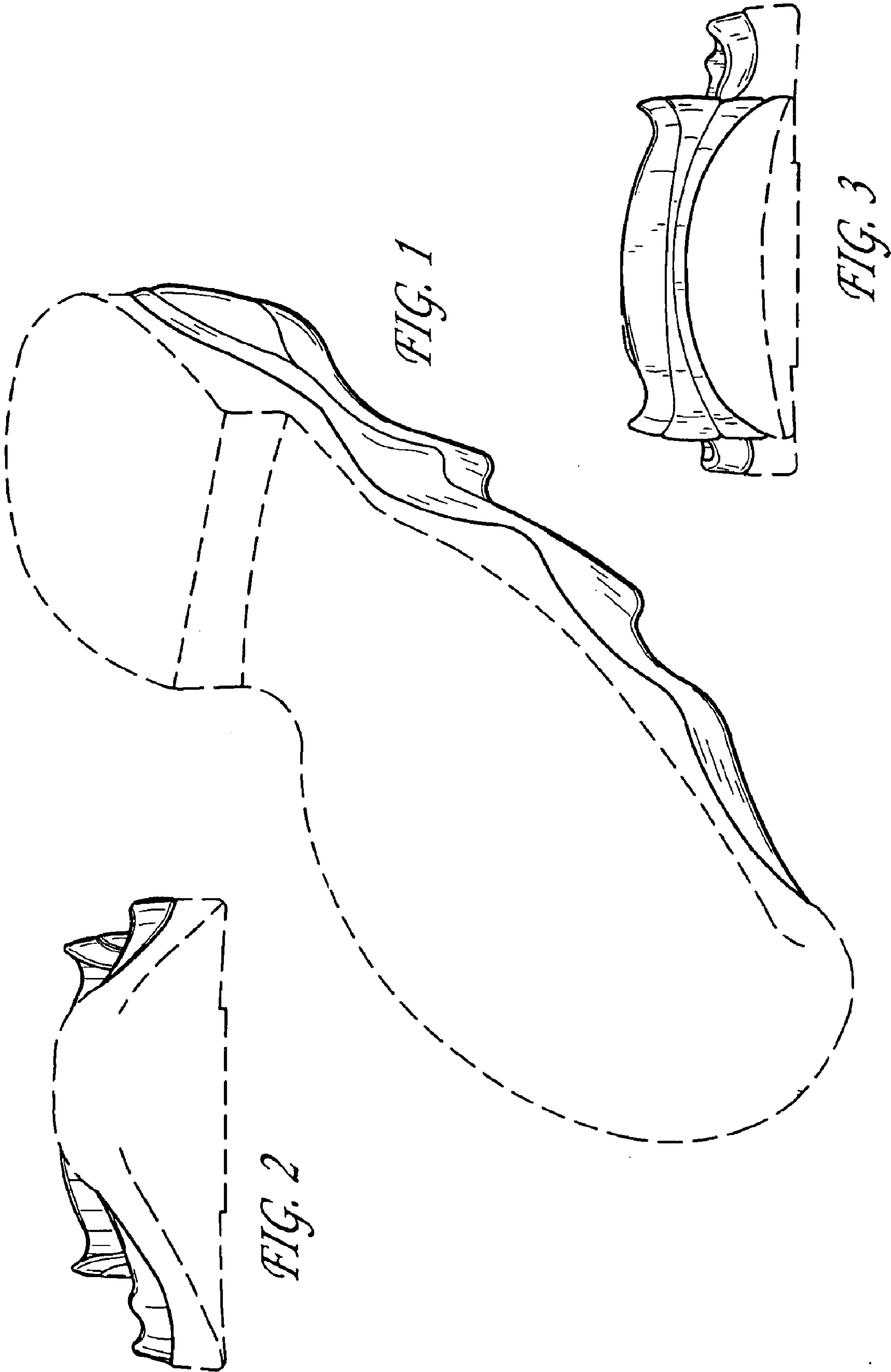


FIG. 1

FIG. 3

FIG. 2

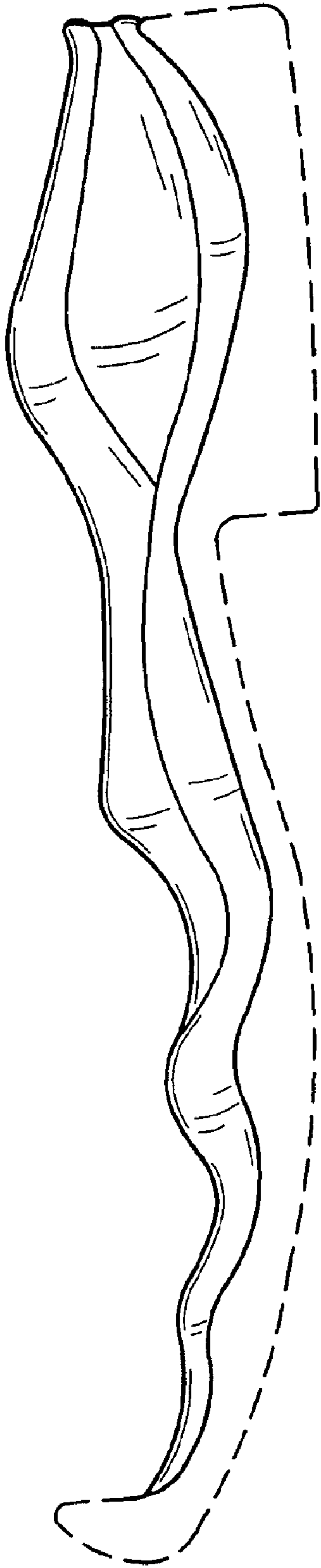


FIG. 4

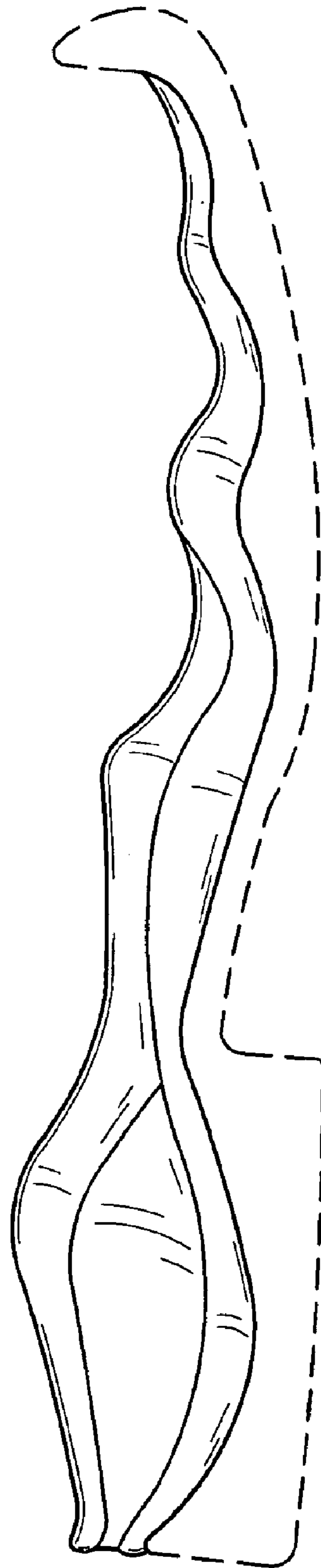


FIG. 5

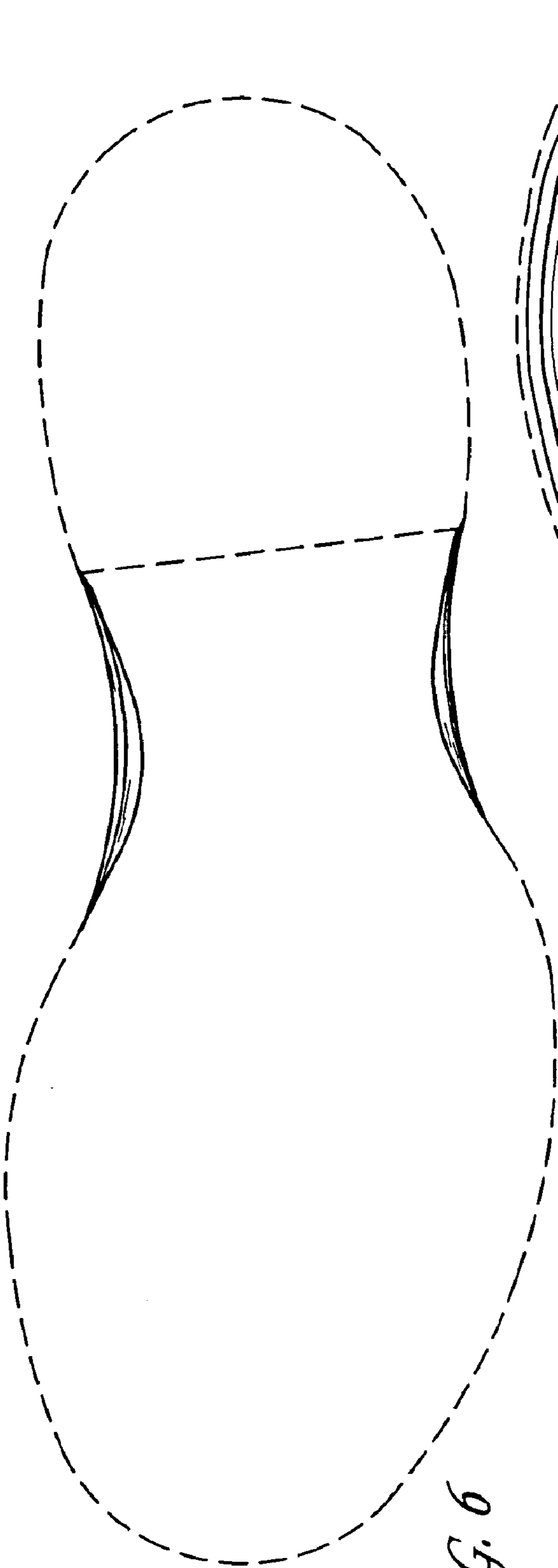


FIG. 6



FIG. 7