



US00D515304S

(12) **United States Design Patent** (10) **Patent No.:** **US D515,304 S**  
**Wahoske** (45) **Date of Patent:** **\*\* Feb. 21, 2006**

(54) **SIDE ELEMENT OF A SHOE UPPER**

(75) Inventor: **Brad Wahoske**, Portland, OR (US)

(73) Assignee: **Nike, Inc.**, Beaverton, OR (US)

(\*\*) Term: **14 Years**

(21) Appl. No.: **29/229,384**

(22) Filed: **May 6, 2005**

(51) **LOC (8) Cl.** ..... **02-99**

(52) **U.S. Cl.** ..... **D2/972**

(58) **Field of Classification Search** ..... D2/902,  
D2/907, 908, 943, 944, 969, 972-974; 36/45,  
36/50.1, 77 M, 77 R, 83, 88, 113, 114, 126-131  
See application file for complete search history.

(56) **References Cited**

**U.S. PATENT DOCUMENTS**

1,822,284 A	9/1931	Grundmann
4,315,374 A	2/1982	Sneeringer
D287,063 S	12/1986	Kohn
4,694,591 A	9/1987	Banich et al.
4,833,795 A	5/1989	Diaz
D322,505 S	12/1991	Hatfield
5,226,246 A	7/1993	Soo
5,253,435 A	10/1993	Auger et al.
D342,602 S	12/1993	Morris et al.
D344,171 S	2/1994	Cotsidas
D344,397 S	2/1994	Zelenko
D345,451 S	3/1994	Teague
D349,187 S	8/1994	Close et al.
D361,883 S	9/1995	Adams et al.
D380,081 S	6/1997	Gerber
D406,452 S	3/1999	Fogg
D408,986 S	5/1999	Gray et al.

D422,130 S	4/2000	Doxey	
D424,798 S	5/2000	McDowell	
D440,394 S	4/2001	Avar	
D476,801 S	* 7/2003	Robinson et al.	D2/969
D499,245 S	* 12/2004	Wahoske	D2/972
D500,407 S	* 1/2005	Smith	D2/972
D503,527 S	* 4/2005	McDowell	D2/972
D505,007 S	* 5/2005	Morris	D2/972

\* cited by examiner

*Primary Examiner*—Dominic Simone

(74) *Attorney, Agent, or Firm*—TraskBritt, P.C.

(57) **CLAIM**

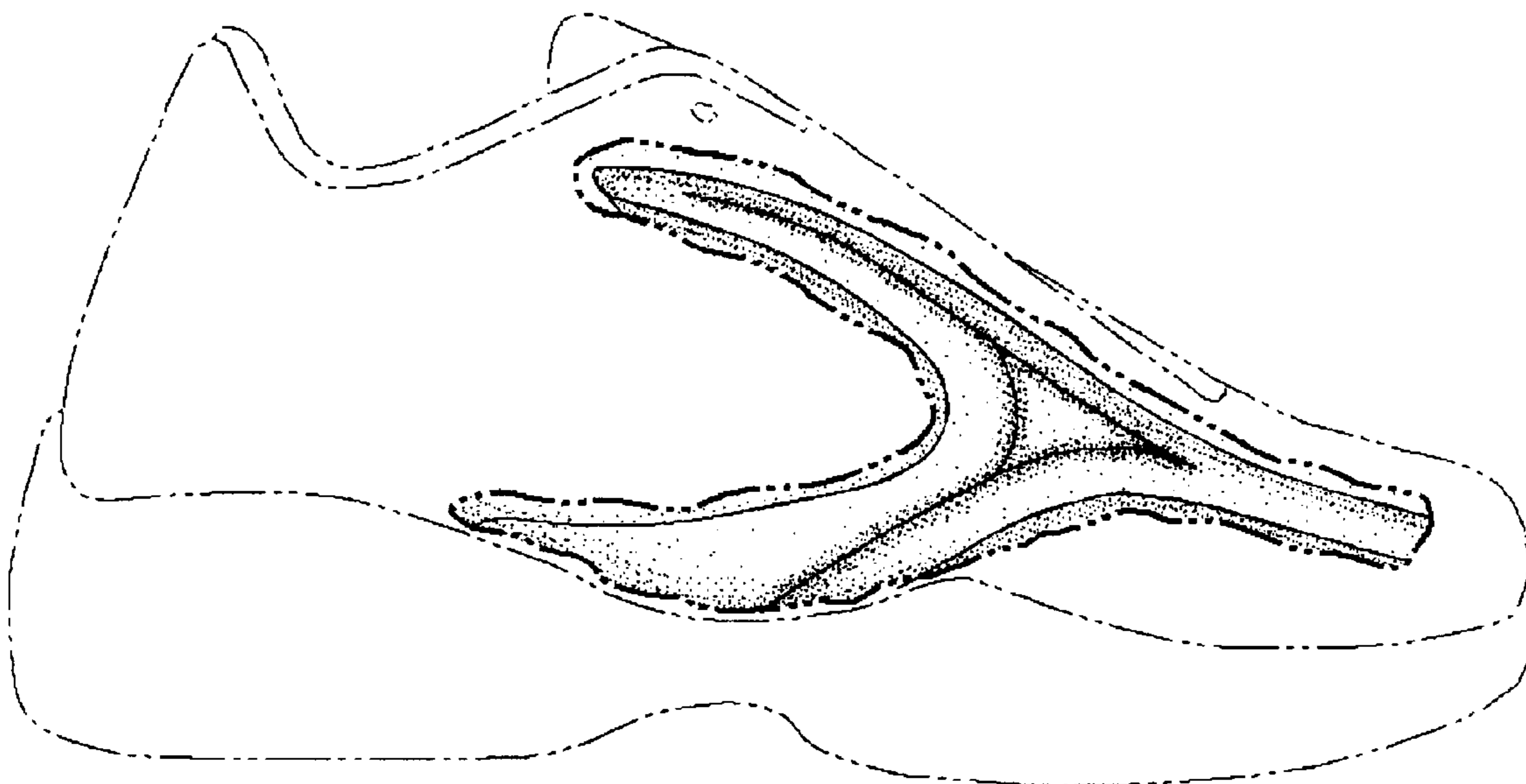
The ornamental design for a side element of a shoe upper, as shown and described.

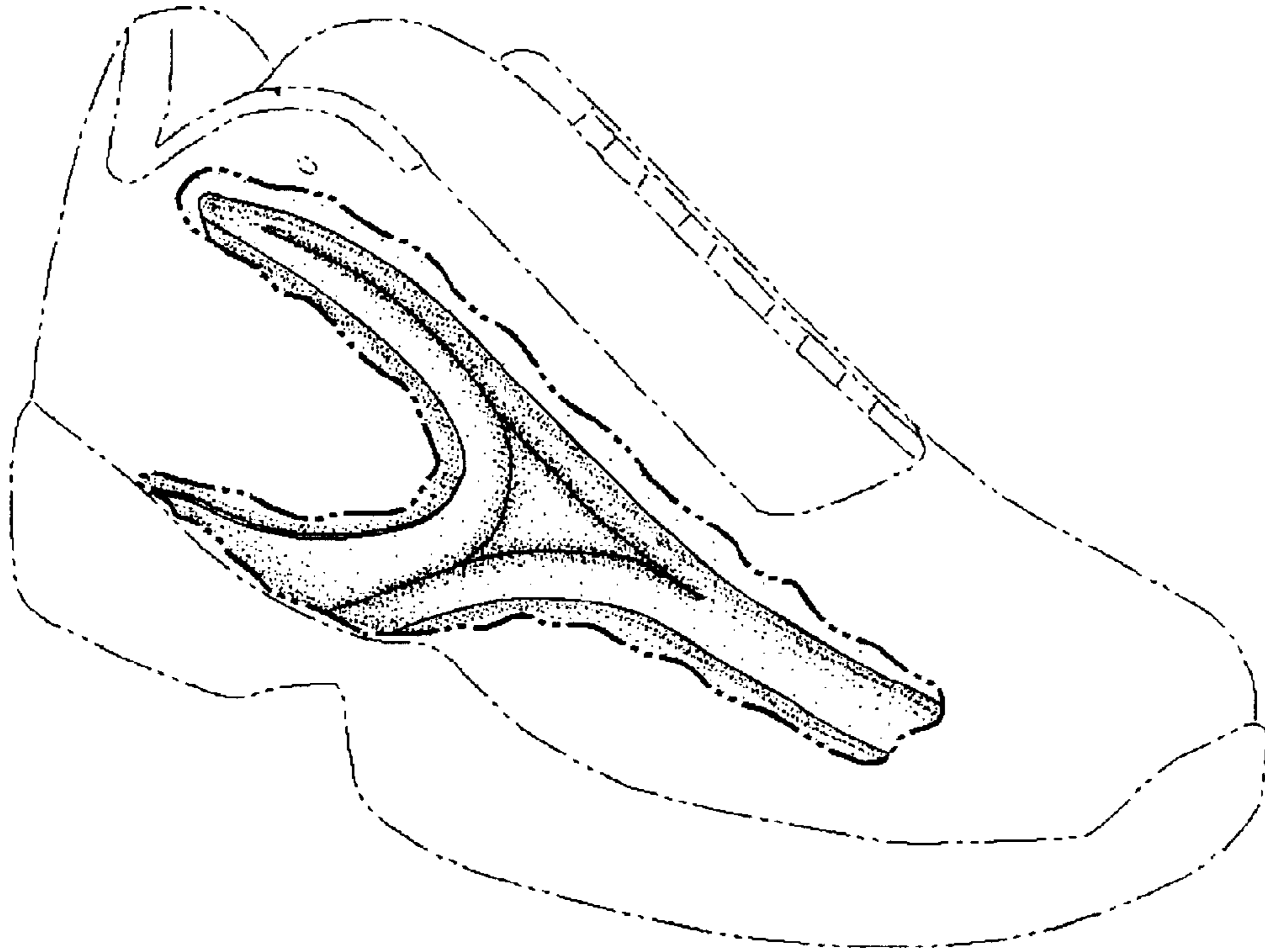
**DESCRIPTION**

FIG. 1 is a perspective view of a side element of a shoe upper showing my new design;  
 FIG. 2 is a side view of the side element of a shoe upper shown in FIG. 1;  
 FIG. 3 is a front view of the side element of a shoe upper shown in FIG. 1;  
 FIG. 4 is a rear view of the side element of a shoe upper shown in FIG. 1; and,  
 FIG. 5 is a top view of the side element of a shoe upper shown in FIG. 1.

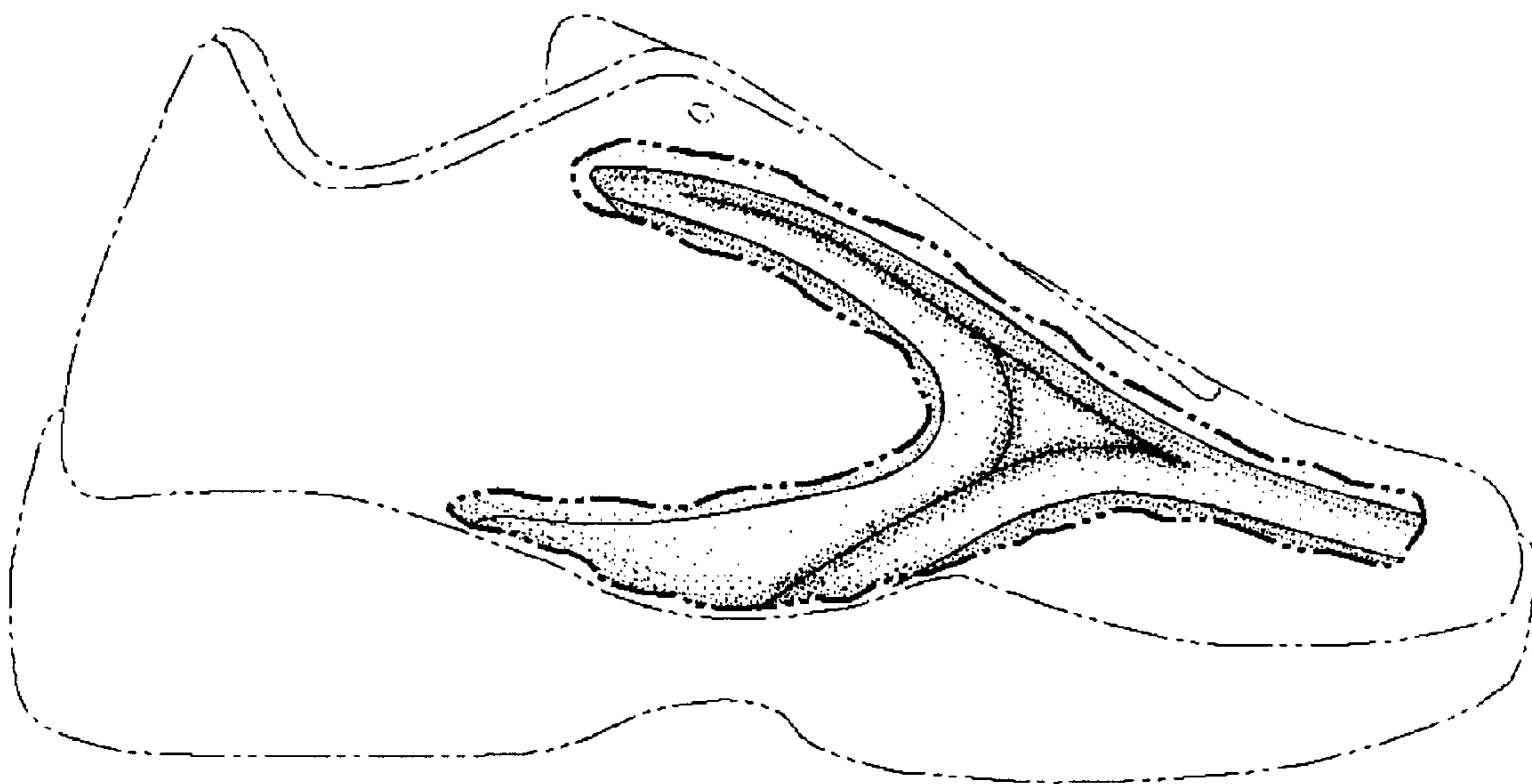
The uneven broken line immediately adjacent to the shaded area represents the bounds of the claimed design. All other uneven broken lines represent the remaining portion of the shoe. The uneven broken line representations in FIGS. 1-5 are for illustrative purposes only and form no part of the claimed design.

**1 Claim, 2 Drawing Sheets**

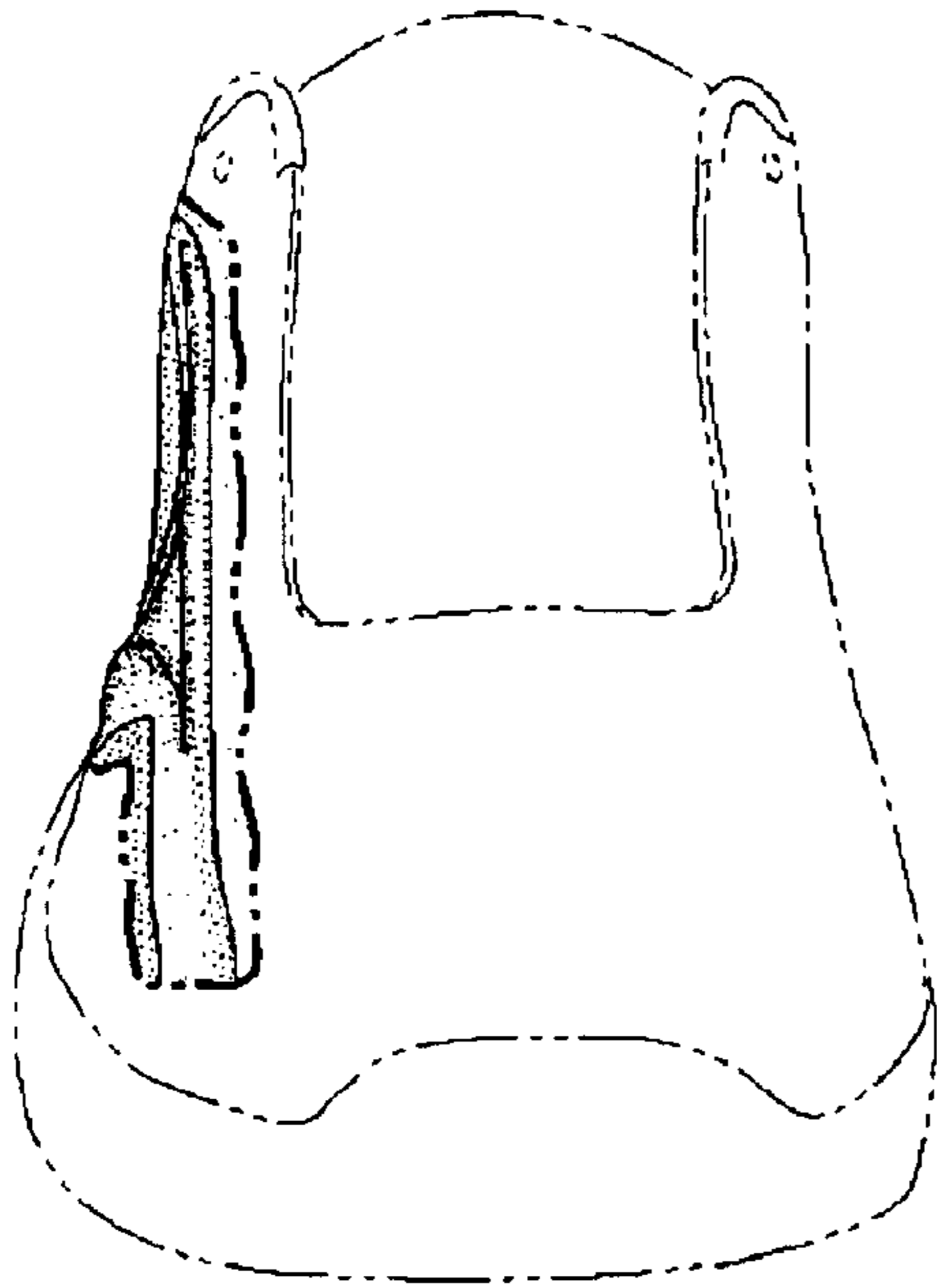




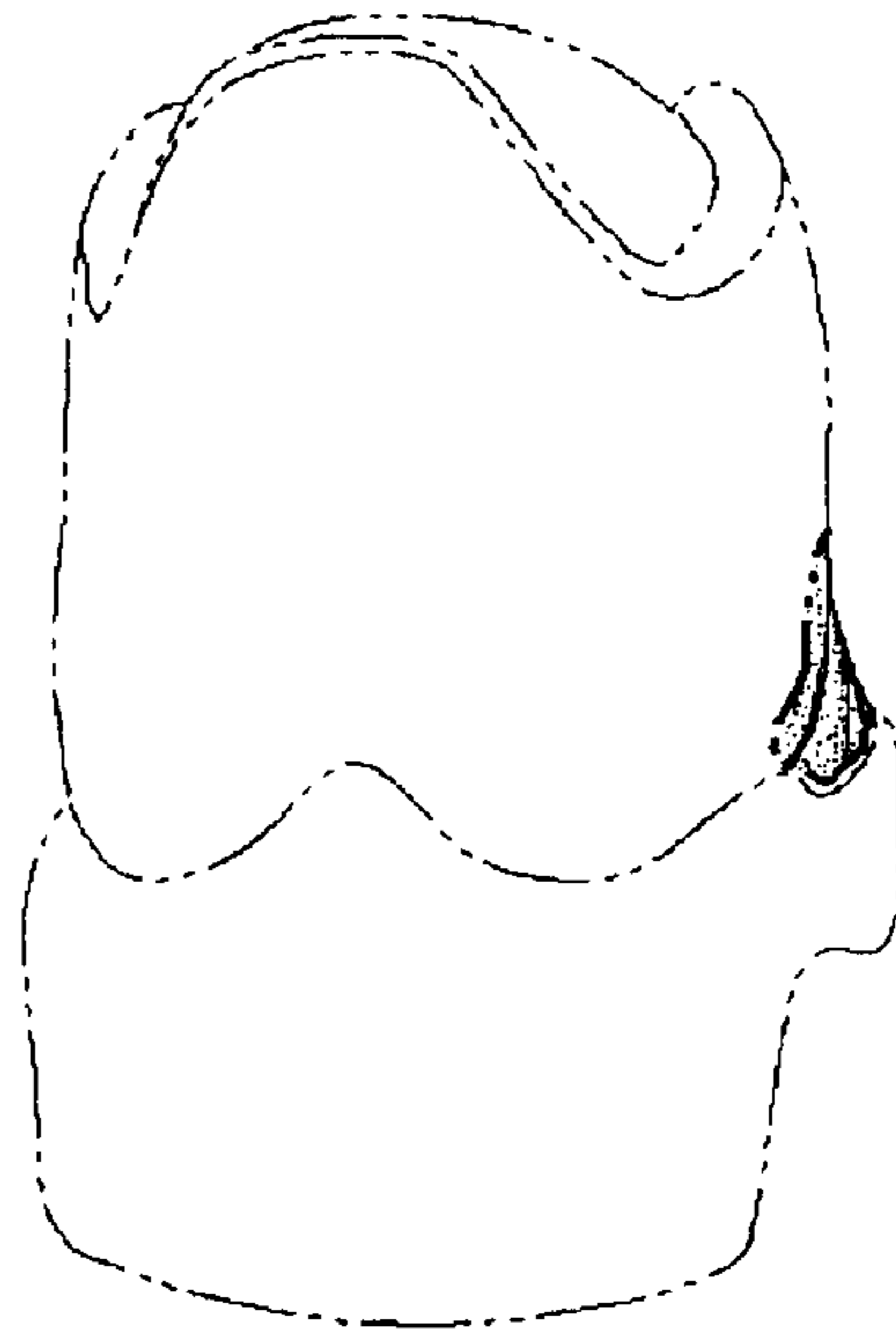
**FIG. 1**



**FIG. 2**



**FIG. 3**



**FIG. 4**



**FIG. 5**