



US00D515303S

(12) **United States Design Patent** (10) **Patent No.:** **US D515,303 S**
Smith, III (45) **Date of Patent:** **** Feb. 21, 2006**

(54) **PORTION OF A SHOE UPPER**

(75) Inventor: **Wilson W. Smith, III**, Tualation, OR (US)

(73) Assignee: **Nike, Inc.**, Beaverton, OR (US)

(**) Term: **14 Years**

(21) Appl. No.: **29/217,375**

(22) Filed: **Nov. 17, 2004**

(51) **LOC (8) Cl.** **02-99**

(52) **U.S. Cl.** **D2/972**

(58) **Field of Classification Search** D2/902,
D2/907, 908, 943, 944, 969, 972-974; 36/45,
36/50.1, 77 M, 77 R, 83, 88, 113, 114, 126-131
See application file for complete search history.

(56) **References Cited**

U.S. PATENT DOCUMENTS

D273,439 S	4/1984	Gamm	
5,048,203 A	9/1991	Kling	
D327,162 S	6/1992	Hatfield	
D345,451 S	3/1994	Teague	
D403,495 S	1/1999	Sorofman	
D424,292 S	5/2000	Besanceney, III et al.	
D433,559 S	11/2000	Ruth	
D441,181 S	5/2001	Morgan	
D459,868 S	7/2002	McCourt	
D480,549 S	10/2003	Matis et al.	
D487,337 S	3/2004	Rogers	
D490,233 S	5/2004	Cooper	
D491,718 S	6/2004	Link	
D498,905 S	11/2004	Wilson	
D505,254 S	* 5/2005	Link	D2/972

OTHER PUBLICATIONS

Nike Footwear Catalog Spring 2005, p. 32, published Jun. 2004.
Nike Footwear Catalog Late Spring 2003, p. 26, published Sep. 2002.

Nike Footwear Catalog Holiday 2002, p. 7, published Mar. 2002.

Nike Footwear Catalog Spring 2002, p. 3, published Jun. 2001.

Nike Footwear Catalog Late Spring 2001, p. 94, published Sep. 2000.

Nike Footwear Catalog Late Spring 1999, p. M15, published Sep. 1998.

Nike Footwear Catalog Spring 1992, p. 46, published May 1991.

Nike Footwear Catalog Holiday 1996, p. 28, published Mar. 1996.

Nike Footwear Catalog Holiday 1998, p. M22, published Feb. 1998.

Nike Footwear Catalog Fall 1998, pp. 10 & 32, published Dec. 1997.

Nike Footwear Catalog Late Spring 1995, p. 49, published Sep. 1994.

* cited by examiner

Primary Examiner—Dominic Simone

(74) *Attorney, Agent, or Firm*—Banner & Witcoff, Ltd.

(57) **CLAIM**

The ornamental design for a portion of a shoe upper, as shown and described.

DESCRIPTION

FIG. 1 is a first perspective view of a portion of a shoe upper showing my new design;

FIG. 2 is a second perspective view thereof; and,

FIG. 3 is a side elevational view thereof.

The uneven broken line immediately adjacent to the shaded area represents an unclaimed boundary of the design. The uneven broken line showing of the remainder of the shoe is for illustrative purposes only and forms no part of the claimed design.

1 Claim, 3 Drawing Sheets

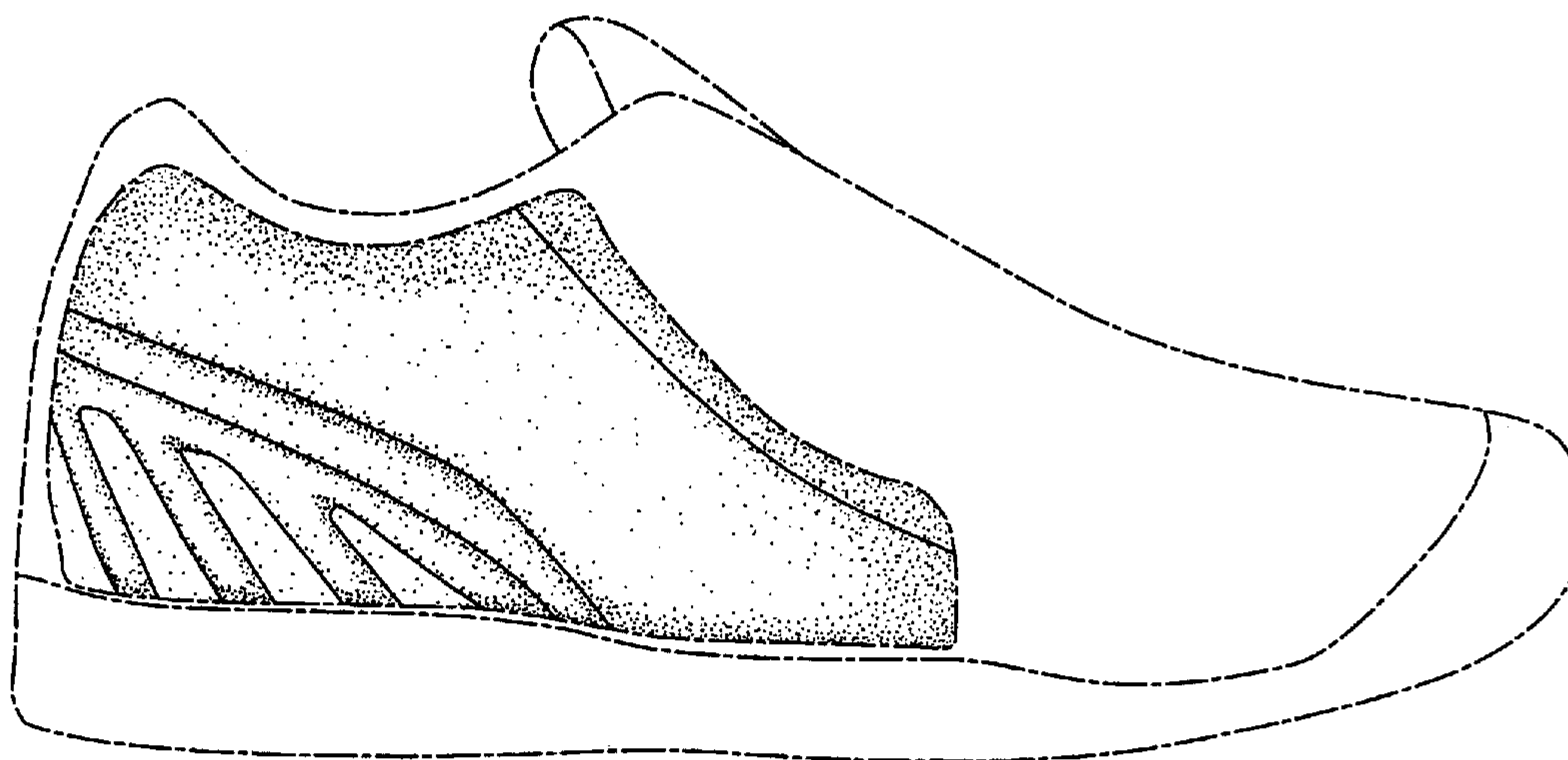


FIG. 1

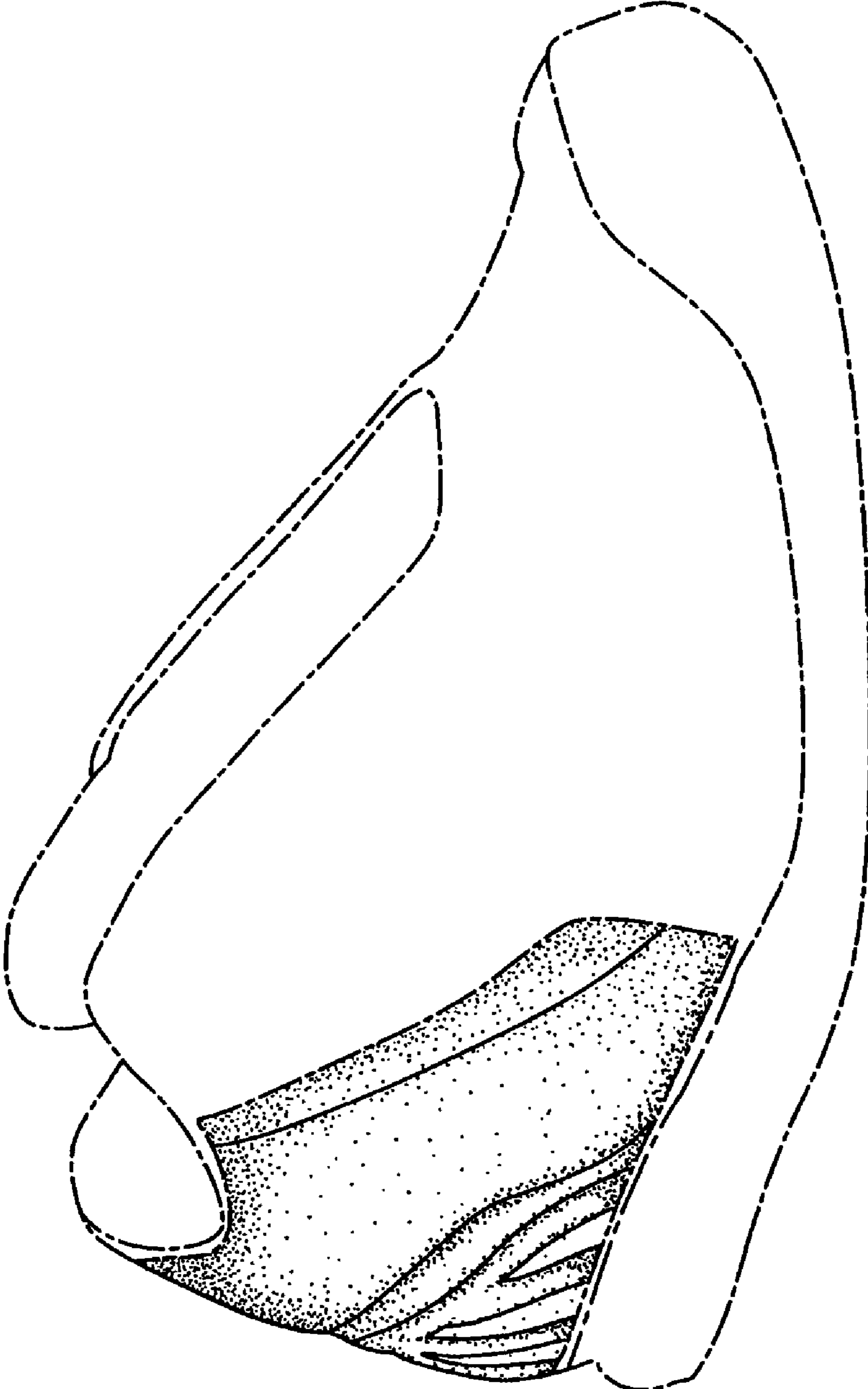


FIG. 2

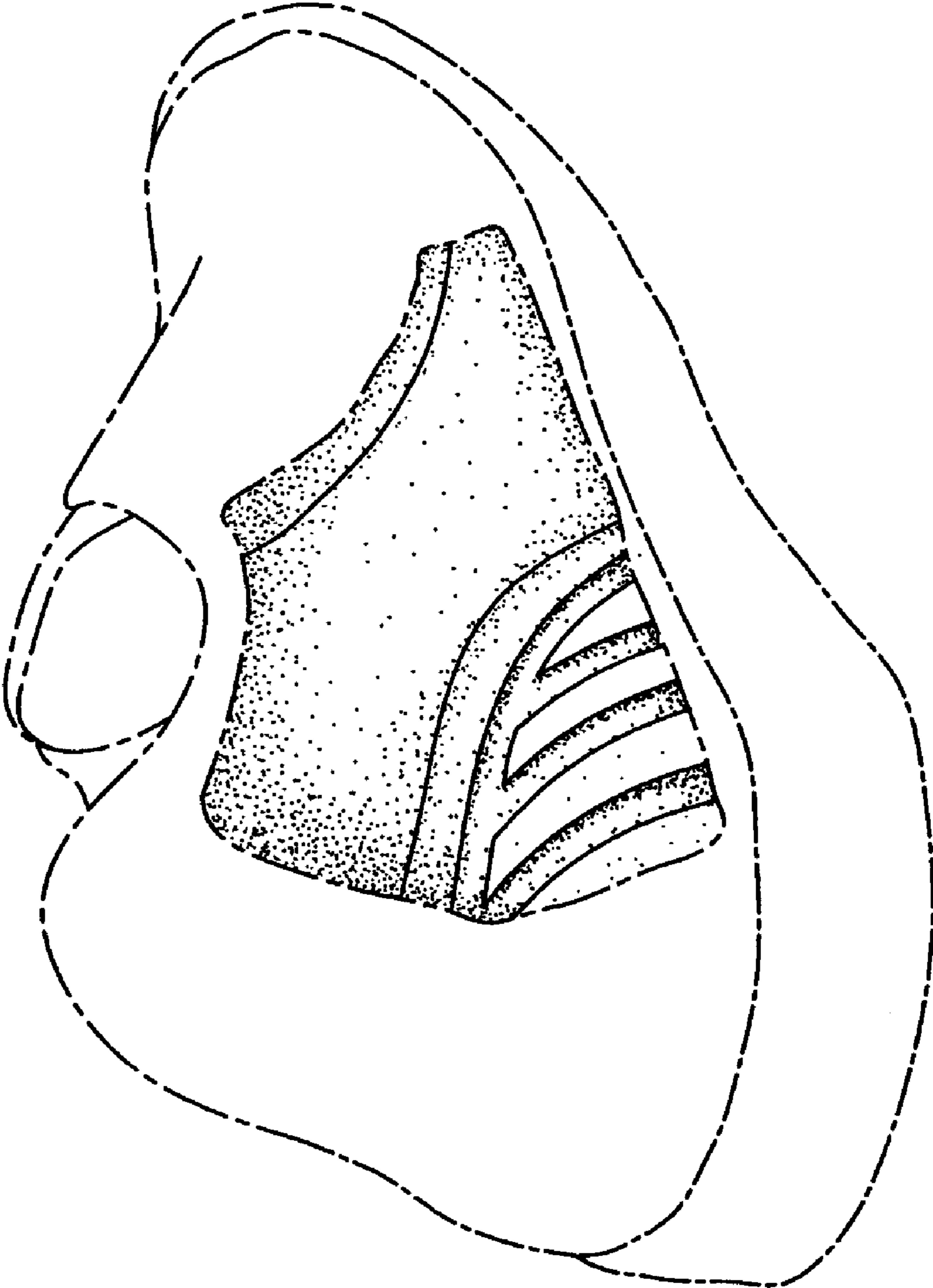


FIG. 3

