



US00D515295S

(12) **United States Design Patent**  
**McMullin**

(10) **Patent No.:** **US D515,295 S**

(45) **Date of Patent:** **\*\* Feb. 21, 2006**

(54) **FOOTWEAR CLEAT WITH BLADE-LIKE TRACTION ELEMENTS AND STUDS**

D392,451 S \* 3/1998 Collins et al. .... D2/962  
6,041,526 A \* 3/2000 Collins ..... 36/127  
6,138,386 A \* 10/2000 Singer et al. .... 36/134

(75) Inventor: **Faris W. McMullin**, Boise, ID (US)

\* cited by examiner

(73) Assignee: **Softspikes, LLC**, Gaithersburg, MD (US)

*Primary Examiner*—Dominic Simone  
(74) *Attorney, Agent, or Firm*—Edell, Shapiro, & Finnan, LLC

(\*\*) Term: **14 Years**

(57) **CLAIM**

(21) Appl. No.: **29/225,806**

The ornamental design for a footwear cleat with blade-like traction elements and studs, as shown and described.

(22) Filed: **Mar. 22, 2005**

(51) **LOC (8) Cl.** ..... **02-99**

(52) **U.S. Cl.** ..... **D2/962**

(58) **Field of Classification Search** ..... D2/906,  
D2/946, 962; 36/7.6, 7.7, 67 A, 59 R, 126-129,  
36/134

See application file for complete search history.

**DESCRIPTION**

FIG. 1 is a bottom perspective view showing my new design;

FIG. 2 is a bottom view in plan thereof;

FIG. 3 is a top view in plan thereof; and,

FIG. 4 is a side view in elevation thereof.


The broken lines shown throughout are for contextual illustrative purposes and form no part of the claimed design.

(56) **References Cited**

**U.S. PATENT DOCUMENTS**

D375,192 S \* 11/1996 Bathum ..... D1/962

**1 Claim, 2 Drawing Sheets**






FIG.1




FIG. 2




FIG. 3

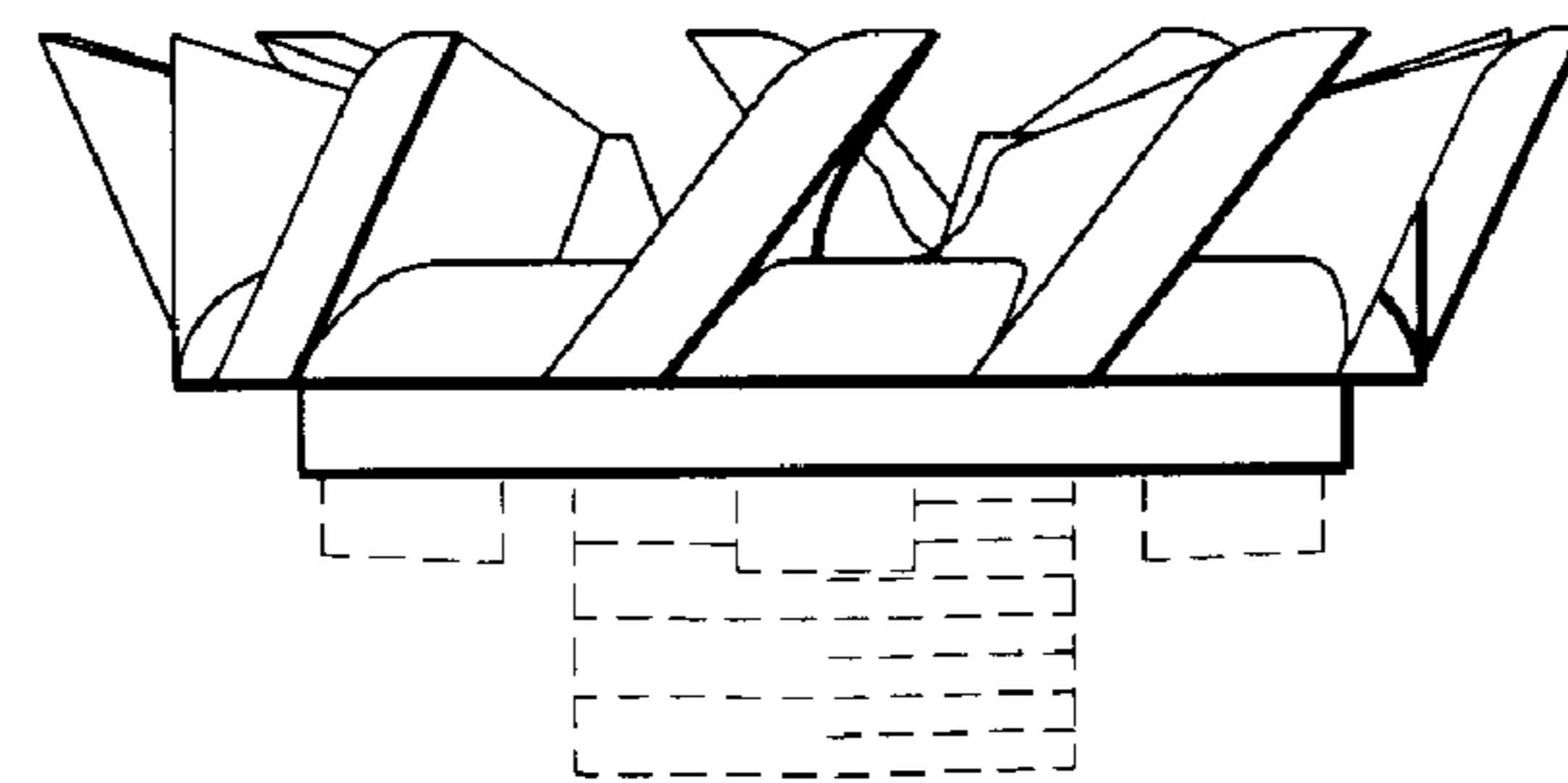


FIG. 4