



US00D515293S

(12) **United States Design Patent**  
**Maguire**

(10) **Patent No.:** **US D515,293 S**  
(45) **Date of Patent:** **\*\* Feb. 21, 2006**

(54) **FOOTWEAR SOLE INSERT**

(75) **Inventor:** **Sean B. Maguire**, Los Angeles, CA  
(US)

(73) **Assignee:** **MLS Products**, Los Angeles, CA (US)

(\*\*) **Term:** **14 Years**

(21) **Appl. No.:** **29/199,104**

(22) **Filed:** **Feb. 10, 2004**

(51) **LOC (8) Cl.** ..... **02-99**

(52) **U.S. Cl.** ..... **D2/961**

(58) **Field of Classification Search** ..... D2/961;  
36/141, 43, 44, 71, 145, 149, 154  
See application file for complete search history.

(56) **References Cited**

**U.S. PATENT DOCUMENTS**

D290,423 S \* 6/1987 Peterson ..... D2/961

5,216,824 A 6/1993 Blissett et al.  
5,625,965 A 5/1997 Blissett et al.  
6,041,521 A \* 3/2000 Wong ..... 36/71  
D456,983 S \* 5/2002 Stubbs et al. .... D2/961

\* cited by examiner

*Primary Examiner*—Dominic Simone

(74) *Attorney, Agent, or Firm*—Miller Johnson

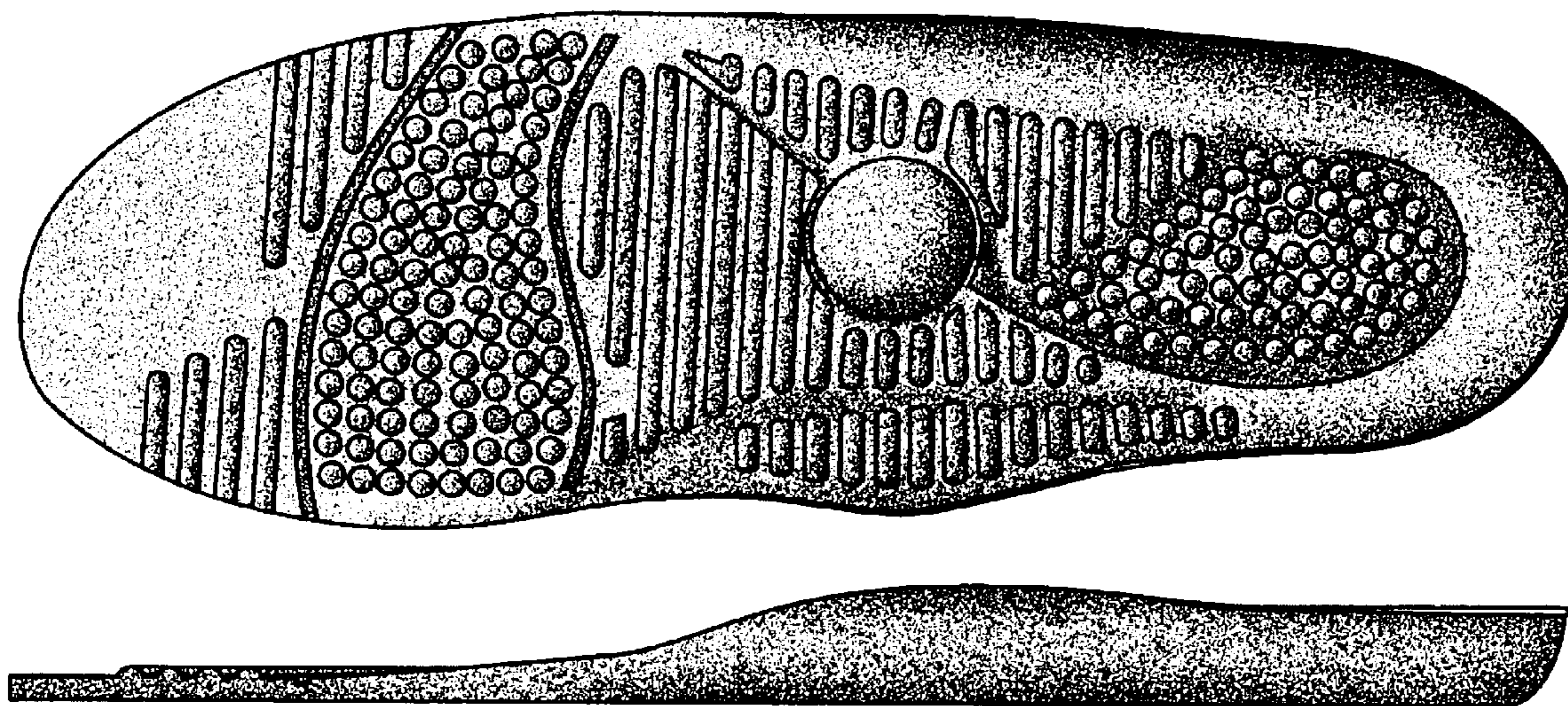
(57) **CLAIM**

The ornamental design for footwear sole insert, as shown and described.

**DESCRIPTION**

FIG. 1 is a top plan view;  
FIG. 2 is a right side elevation view thereof;  
FIG. 3 is a left side elevation view thereof;  
FIG. 4 is a rear elevation view thereof;  
FIG. 5 is a bottom plan view; and,  
FIG. 6 is a front elevation view.

**1 Claim, 2 Drawing Sheets**



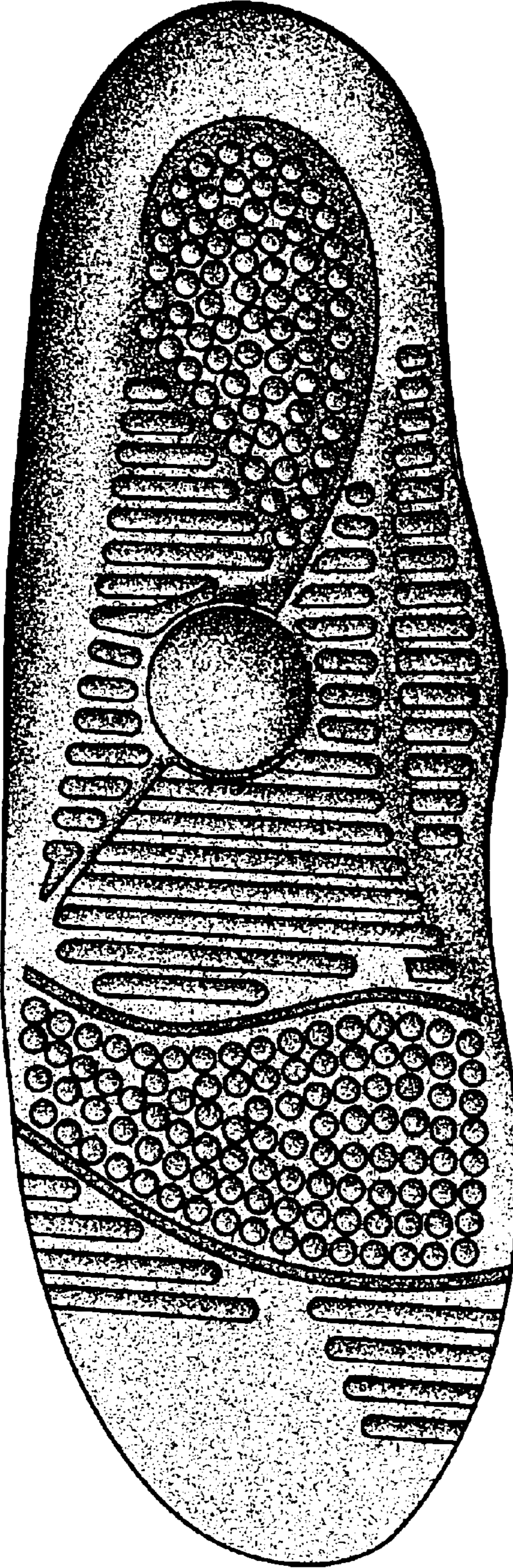


FIG. 1






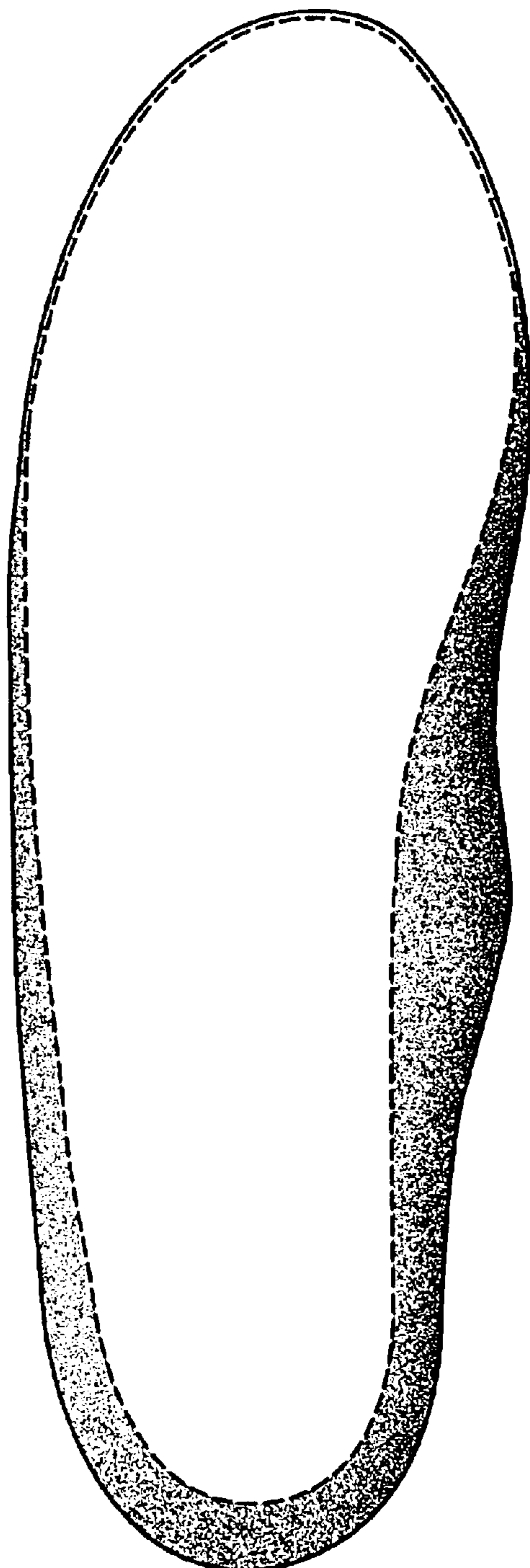
FIG. 2




*FIG. 3*



*FIG. 6*



*FIG. 5*



*FIG. 4*