



US00D515291S

(12) **United States Design Patent**
Sonnergren

(10) **Patent No.: US D515,291 S**

(45) **Date of Patent: ** Feb. 21, 2006**

(54) **FOOTWEAR SOLE**

D474,878 S * 5/2003 Matis D2/953
D487,612 S * 3/2004 Matis D2/951

(75) Inventor: **Trond Sonnergren, Milan (IT)**

(73) Assignee: **Wolverine World Wide, Inc.,
Rockford, MI (US)**

(**) Term: **14 Years**

(21) Appl. No.: **29/206,496**

(22) Filed: **Jun. 1, 2004**

(51) **LOC (8) Cl. 02-04**

(52) **U.S. Cl. D2/954; D2/953; D2/956;
D2/957; D2/959; D2/960**

(58) **Field of Classification Search D2/902,
D2/946-949, 951-960; 36/3 B, 22 R, 24.5,
36/25 R, 28, 32 R, 34 R, 67 A, 59 C**
See application file for complete search history.

(56) **References Cited**

U.S. PATENT DOCUMENTS

- D351,055 S * 10/1994 Buck, IV D2/953
- D374,337 S * 10/1996 Murai et al. D2/956
- D385,689 S * 11/1997 James D2/902
- D394,943 S * 6/1998 Campbell et al. D2/956
- D397,235 S * 8/1998 Bouret D2/951
- D400,345 S * 11/1998 Teaque D2/957
- D413,713 S * 9/1999 Hernandez D2/956
- D439,031 S * 3/2001 Matis et al. D2/959
- D441,944 S * 5/2001 Rogers D2/956
- D462,829 S * 9/2002 Rogers D2/959
- D463,097 S * 9/2002 Matis et al. D2/956

OTHER PUBLICATIONS

Merrell Spring 2004 Catalog, pp 16-18.
Merrell Fall 2000 Catalog, p 27.

* cited by examiner

Primary Examiner—Celia A. Murphy

(74) *Attorney, Agent, or Firm*—Warner Norcross & Judd

(57) **CLAIM**

The ornamental design for footwear sole, as shown and described.

DESCRIPTION

FIG. 1 is a perspective view of the footwear sole embodying the new design;

FIG. 2 is a bottom view thereof;

FIG. 3 is a right side view thereof;

FIG. 4 is a left side view thereof;

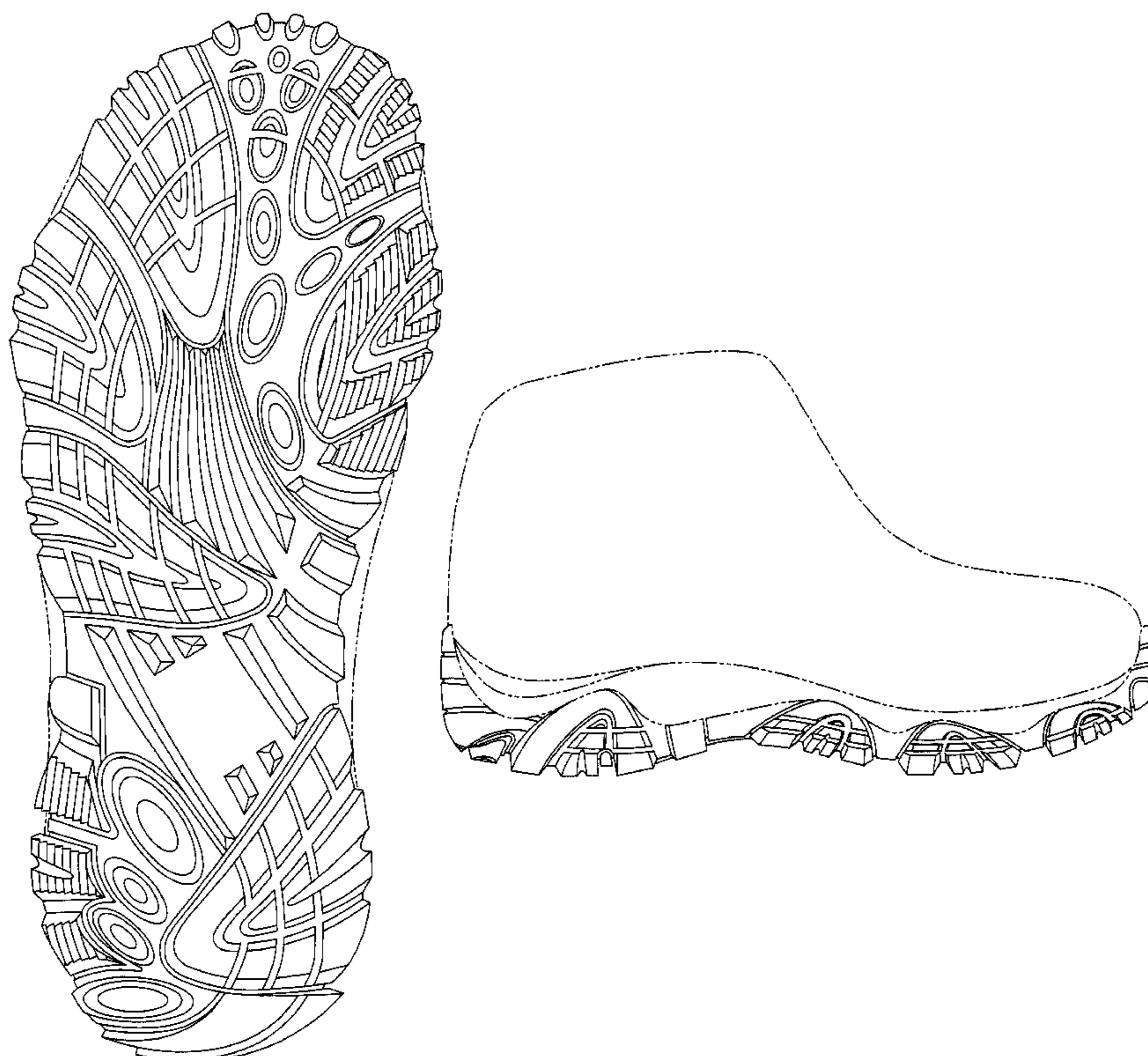
FIG. 5 is a front view thereof; and,

FIG. 6 is a rear view thereof.

FIGS. 1-6 show an upper and portions of the sole in broken lines. The upper and portions of the sole in broken lines are shown for environmental purposes and do not form any part of the claimed design.

The broken line immediately adjacent to the solid lines in FIGS. 1-6 represent the boundary of the design with the lines themselves forming no part of the claim.

1 Claim, 4 Drawing Sheets



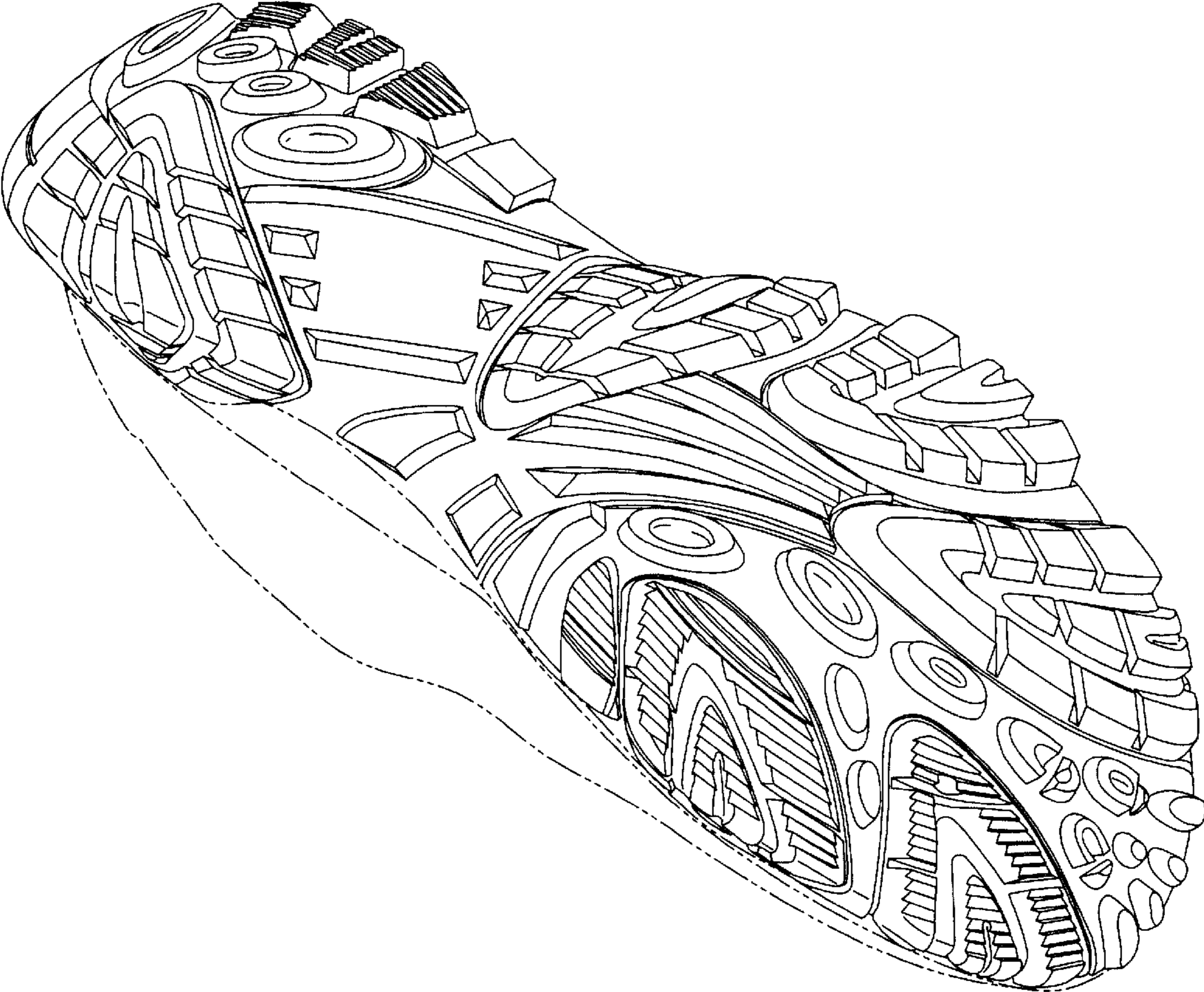


Fig. 1



Fig. 2




Fig. 3

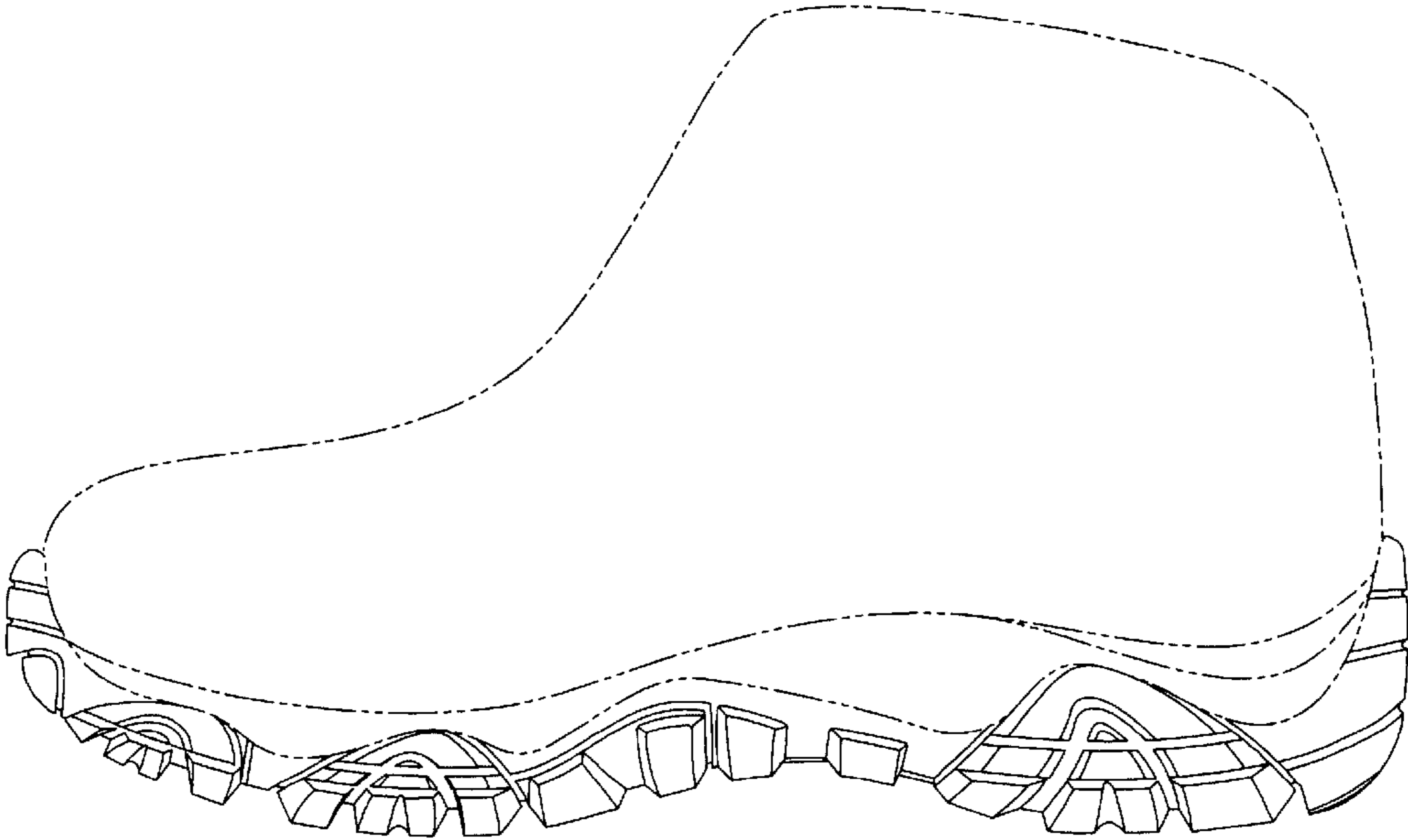


Fig. 4

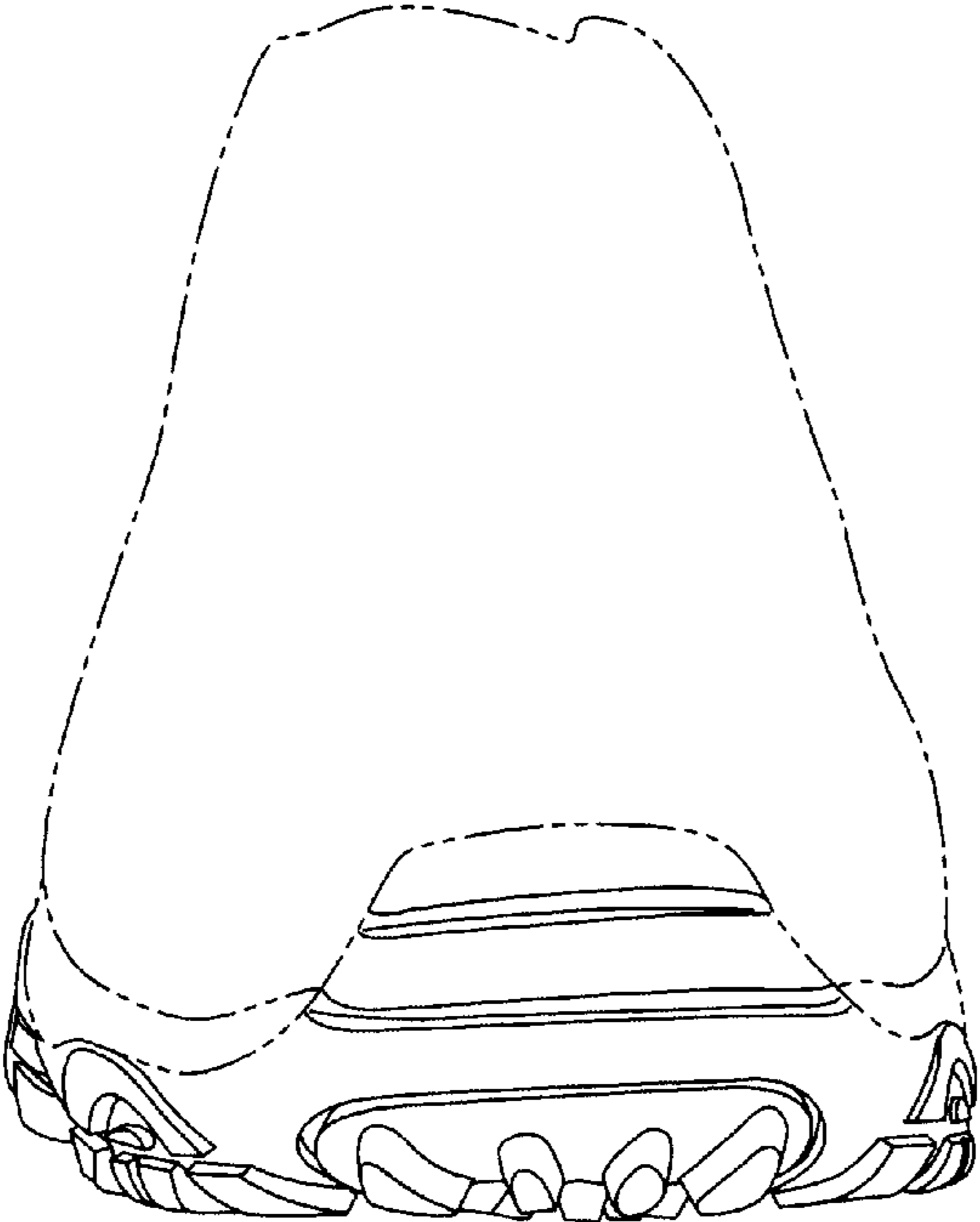


Fig. 5

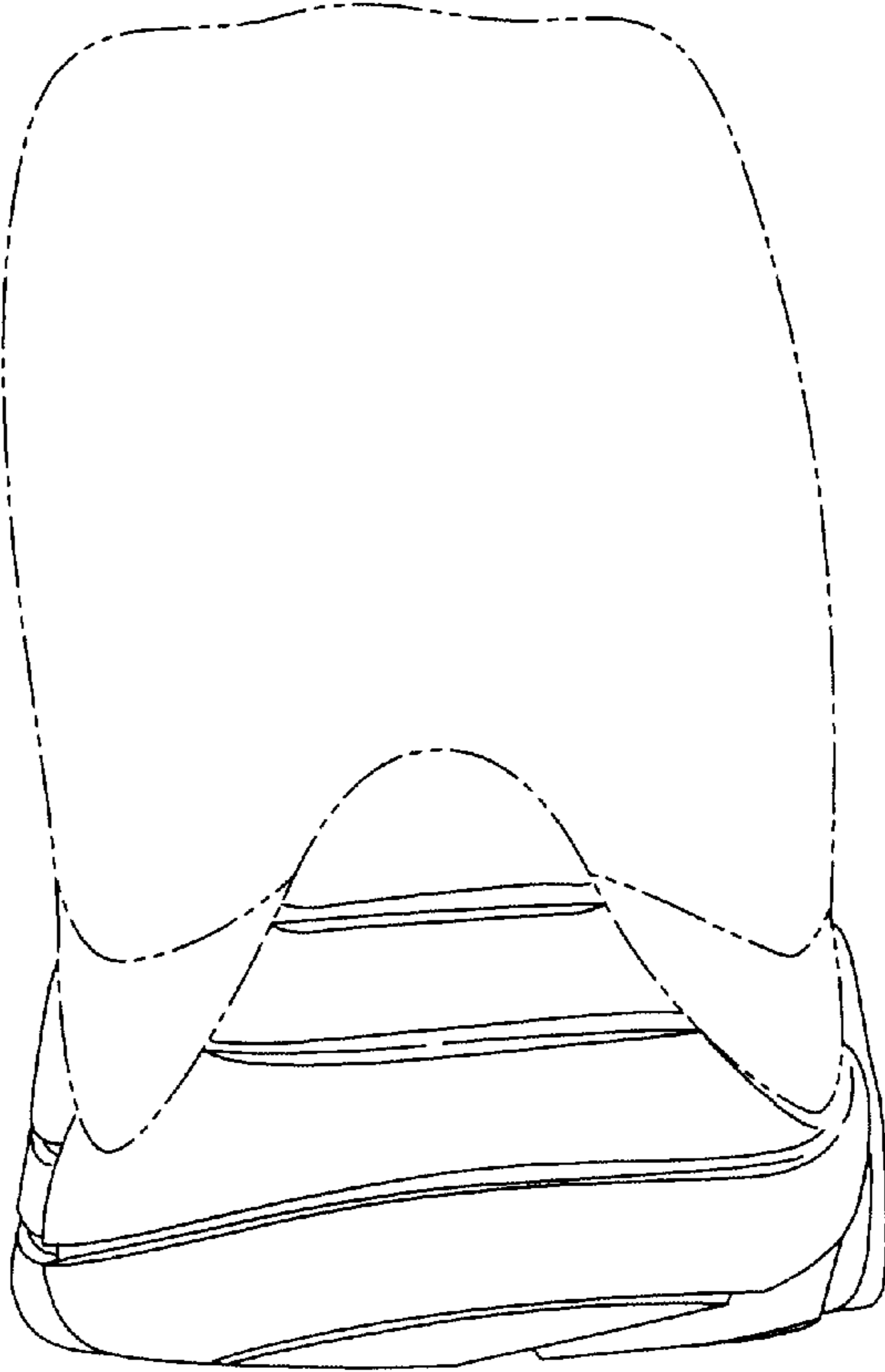


Fig. 6