



US00D515270S

(12) **United States Design Patent**
Wallace

(10) **Patent No.:** **US D515,270 S**

(45) **Date of Patent:** **** Feb. 14, 2006**

(54) **MONEY MACHINE**

(76) **Inventor:** **Joyce A. Wallace**, 16010 Dam Rd.,
Clearlake, CA (US) 95422

(**) **Term:** **14 Years**

(21) **Appl. No.:** **29/218,403**

(22) **Filed:** **Dec. 1, 2004**

(51) **LOC (8) Cl.** **99-00**

(52) **U.S. Cl.** **D99/34; D99/43**

(58) **Field of Classification Search** D99/28,
D99/34, 35, 43; D18/3, 3.1, 3.2, 3.3, 46;
194/206, 207; 232/15, 16, 31; 70/57.1, 63,
70/65, 276, 387, 432, 304, 315; 209/534,
209/564, 567; D3/272-273, 281-282, 291,
D3/294, 295

See application file for complete search history.

(56) **References Cited**

U.S. PATENT DOCUMENTS

D205,641 S * 8/1966 Roth D99/28
3,706,374 A 12/1972 Ptacek
4,114,804 A 9/1978 Jones
4,584,529 A 4/1986 Aoyama
D303,864 S * 10/1989 Sano D99/43

4,949,901 A * 8/1990 Harris 232/15
D310,304 S * 9/1990 Carmichael D12/423
5,544,728 A * 8/1996 Dabrowski 194/206
5,757,001 A 5/1998 Burns
5,960,103 A 9/1999 Graves
D420,611 S 2/2000 Fujii
6,240,750 B1 * 6/2001 Gillespie et al. 70/57.1
D450,907 S * 11/2001 Chou D99/34
D489,158 S * 4/2004 Magee et al. D99/28

* cited by examiner

Primary Examiner—Paula A. Greene

(74) *Attorney, Agent, or Firm*—Lawrence J. Gibney, Jr.

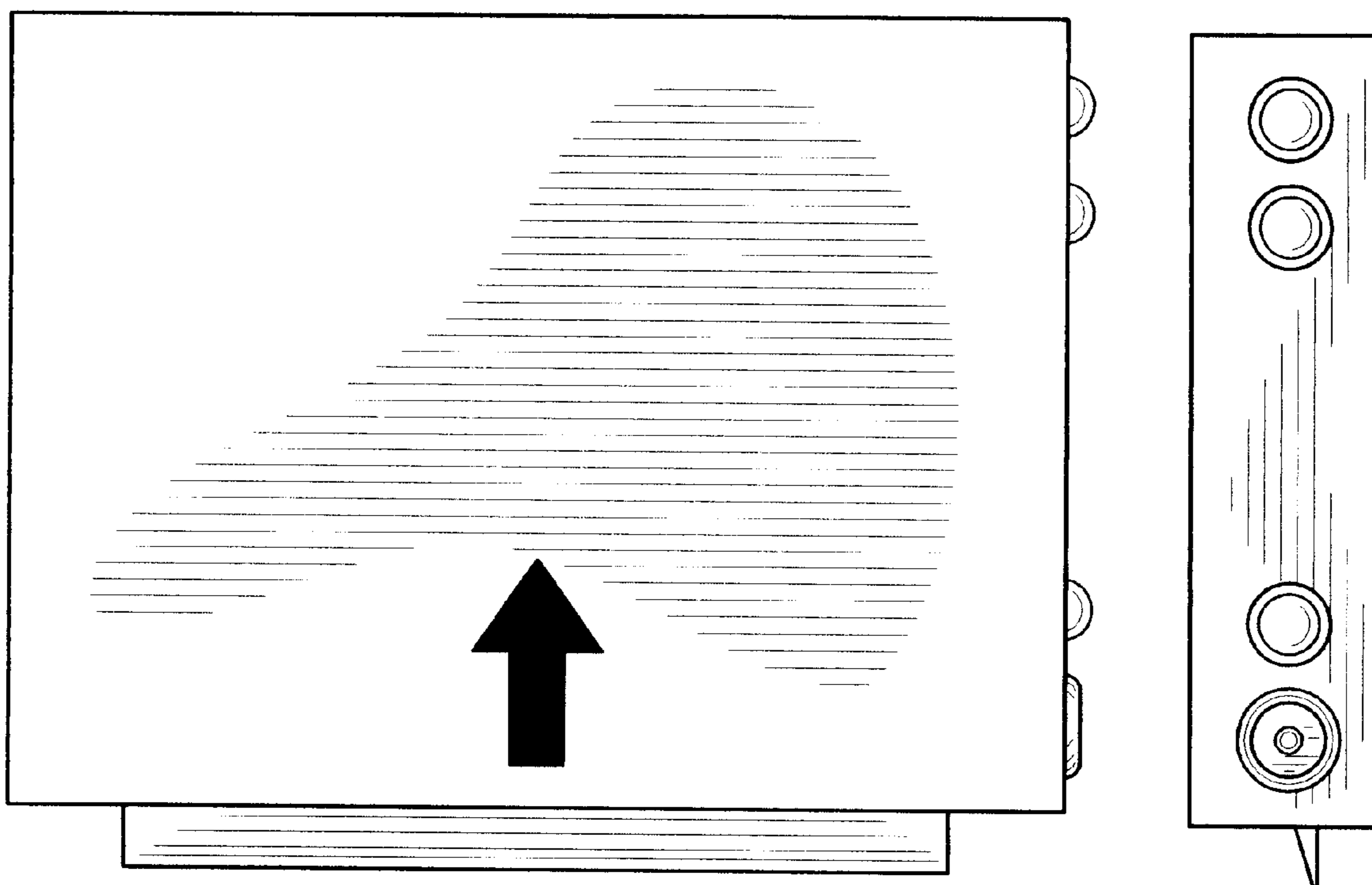
(57) **CLAIM**

The ornamental design for money machine, as shown and described.

DESCRIPTION

FIG. 1 is a front view of the device.
FIG. 2 is a back view of the device.
FIG. 3 is a left side view of the device.
FIG. 4 is a right side view of the device.
FIG. 5 is a top view of the device; and,
FIG. 6 is a bottom view of the device.

1 Claim, 2 Drawing Sheets



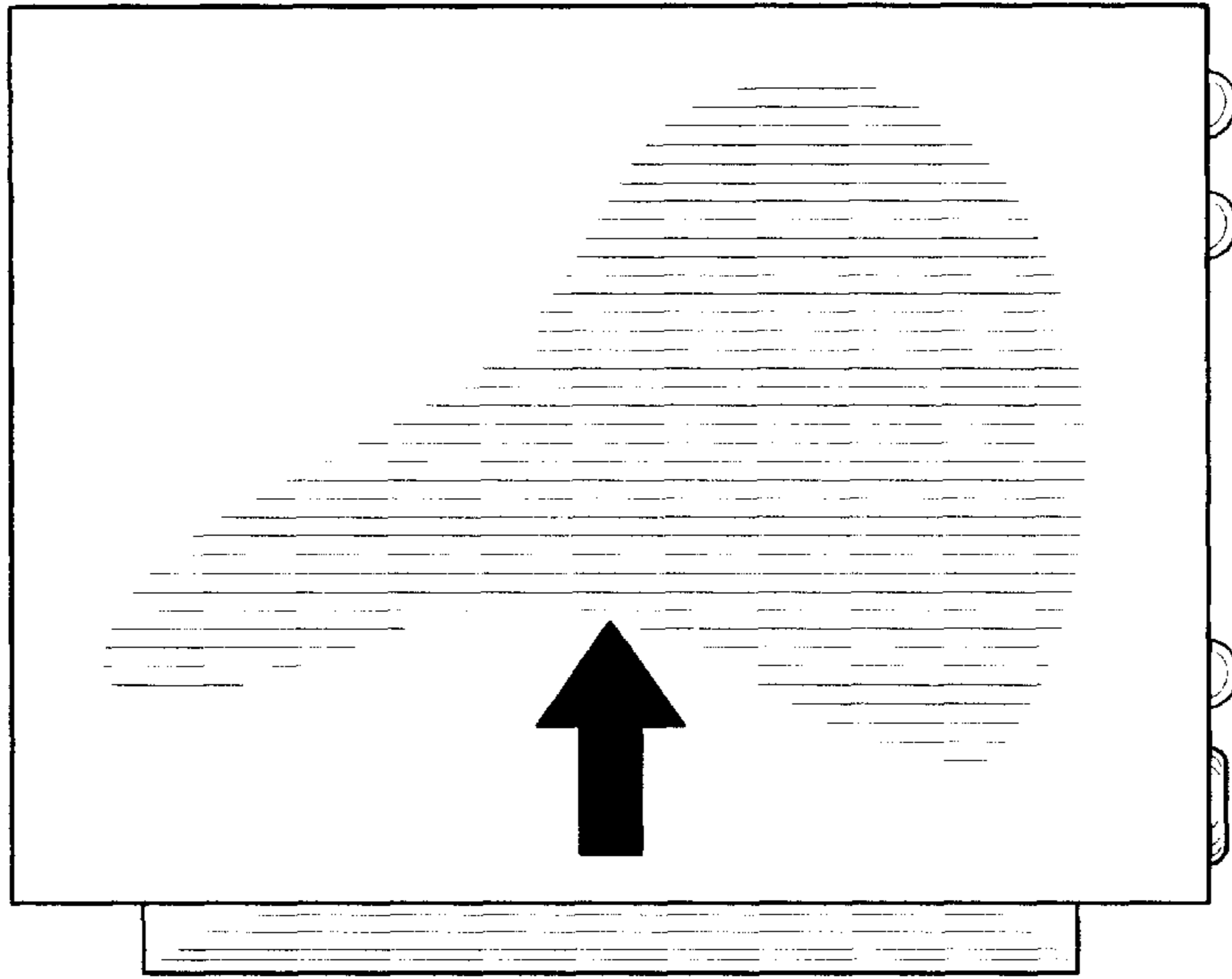


FIG. 1

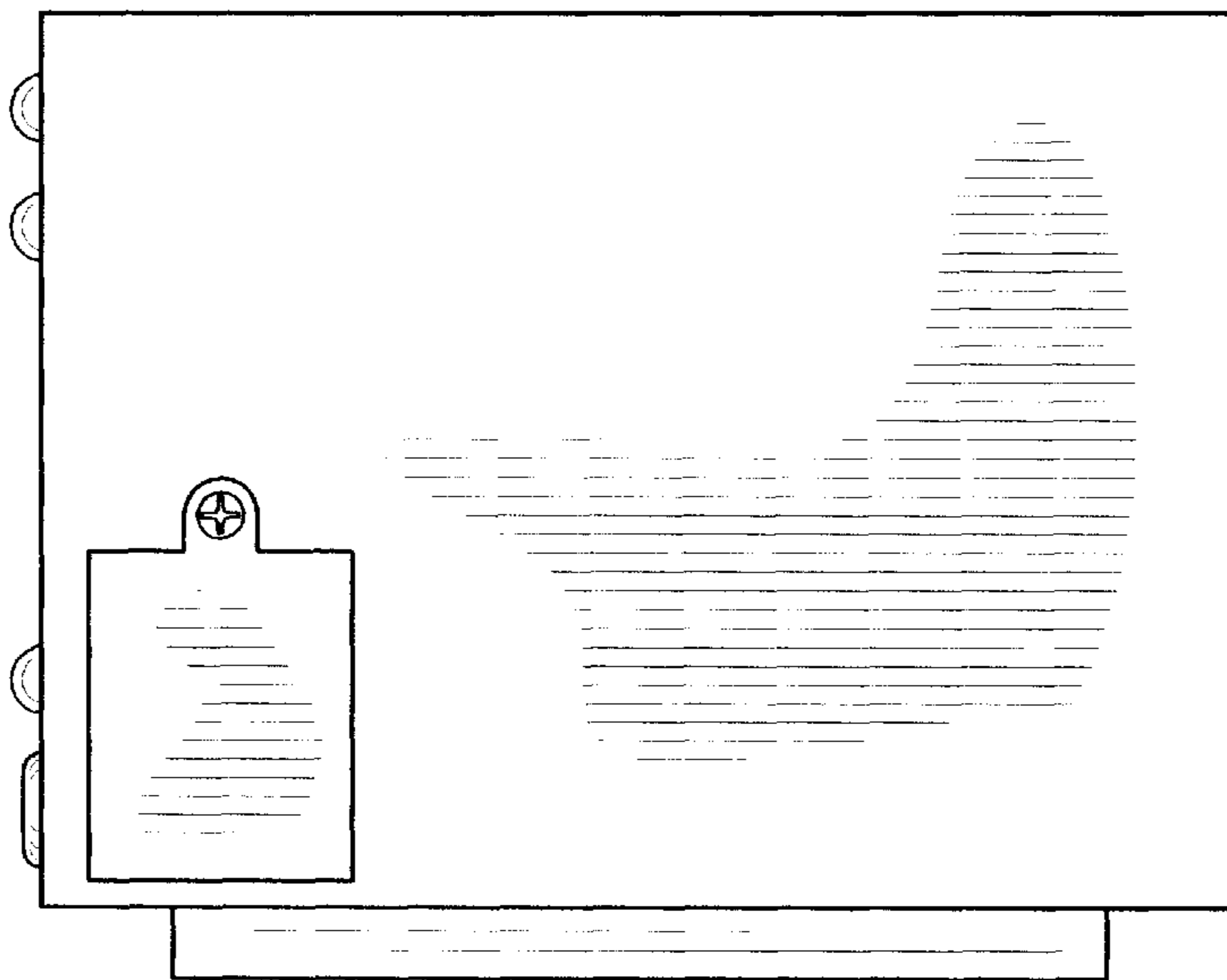


FIG. 2




FIG. 3




FIG. 4




FIG. 5




FIG. 6