



US00D515259S

(12) **United States Design Patent**  
**Maruyama et al.**

(10) **Patent No.:** **US D515,259 S**  
(45) **Date of Patent:** **\*\* Feb. 14, 2006**

(54) **ELECTRIC VACUUM CLEANER**

(75) Inventors: **Kaname Maruyama**, Yoshida-machi (JP); **Kazuya Kondo**, Yoshida-machi (JP)

(73) Assignee: **Twinbird Corporation**, Niigata-ken (JP)

(\*\*) Term: **14 Years**

(21) Appl. No.: **29/207,121**

(22) Filed: **Jun. 8, 2004**

(30) **Foreign Application Priority Data**

Dec. 19, 2003 (JP) ..... 2003-037546

(51) **LOC (8) Cl.** ..... **15-05**

(52) **U.S. Cl.** ..... **D32/22**

(58) **Field of Classification Search** ..... D32/17-18, D32/21-22, 25, 30-34; 15/320-321, 323, 15/327.1, 335, 347, 350-353, 361, 329, 410, 15/412; 55/459.1-459.2, 449, DIG. 3, 426, 55/337, 345, 429, 467, 472; 95/271; 210/787, 210/806, 512.1, 512.2

See application file for complete search history.

(56) **References Cited**

**U.S. PATENT DOCUMENTS**

3,193,992 A \* 7/1965 Findley et al. .... 55/367

D301,649 S \* 6/1989 Yamamoto et al. .... D32/22  
D303,171 S \* 8/1989 Goodrich et al. .... D32/22  
D307,656 S \* 5/1990 Yuen ..... D32/22  
D346,468 S \* 4/1994 Dusinberre et al. .... D32/22  
D359,604 S \* 6/1995 Sovis et al. .... D32/22  
D382,681 S \* 8/1997 Thomas ..... D32/22  
D399,618 S \* 10/1998 Jacobs ..... D32/22  
D418,266 S \* 12/1999 Medema et al. .... D32/22  
D420,475 S \* 2/2000 Yuen ..... D32/22  
6,195,835 B1 \* 3/2001 Song et al. .... 15/327.1  
D482,506 S 11/2003 Honda et al.  
6,868,578 B1 \* 3/2005 Kasper et al. .... 15/347

\* cited by examiner

*Primary Examiner*—Ruth McInroy

(74) *Attorney, Agent, or Firm*—Quarles & Brady LLP

(57) **CLAIM**

The ornamental design for an electric vacuum cleaner, as shown and described.

**DESCRIPTION**

FIG. 1 is a front perspective view from above of an electric vacuum cleaner, showing our new design:

FIG. 2 is a front view thereof;

FIG. 3 is a rear view thereof;

FIG. 4 is a top plan view thereof;

FIG. 5 is a bottom plan view thereof

FIG. 6 is a left side view thereof; and,

FIG. 7 is a right side view thereof.

**1 Claim, 6 Drawing Sheets**

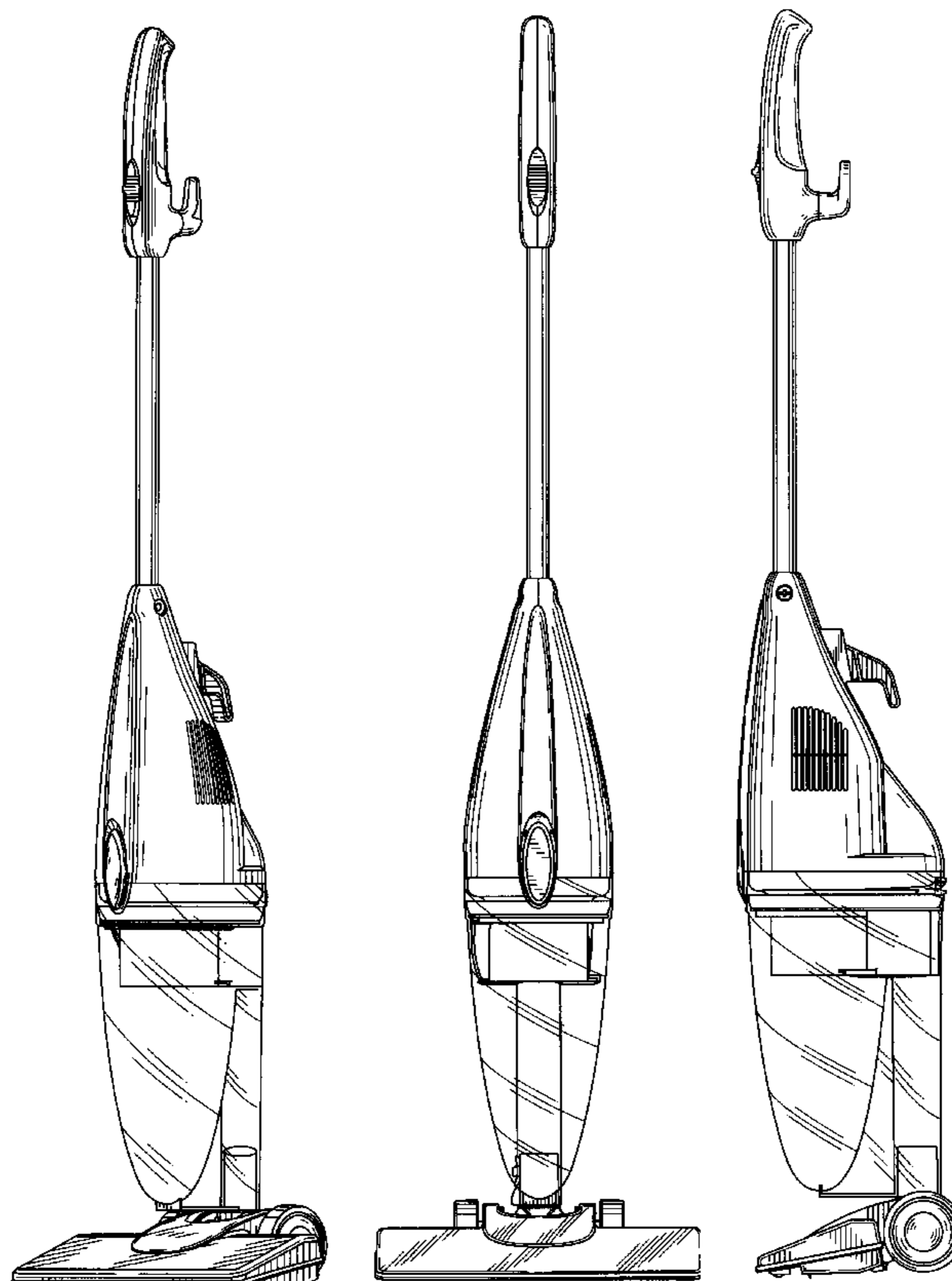


FIG.1

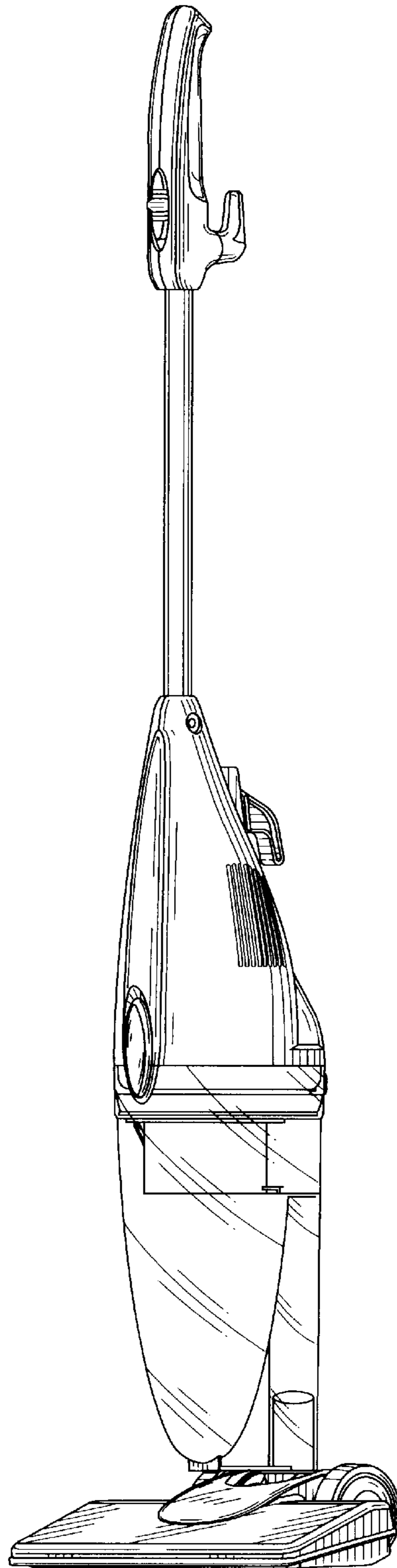


FIG.2

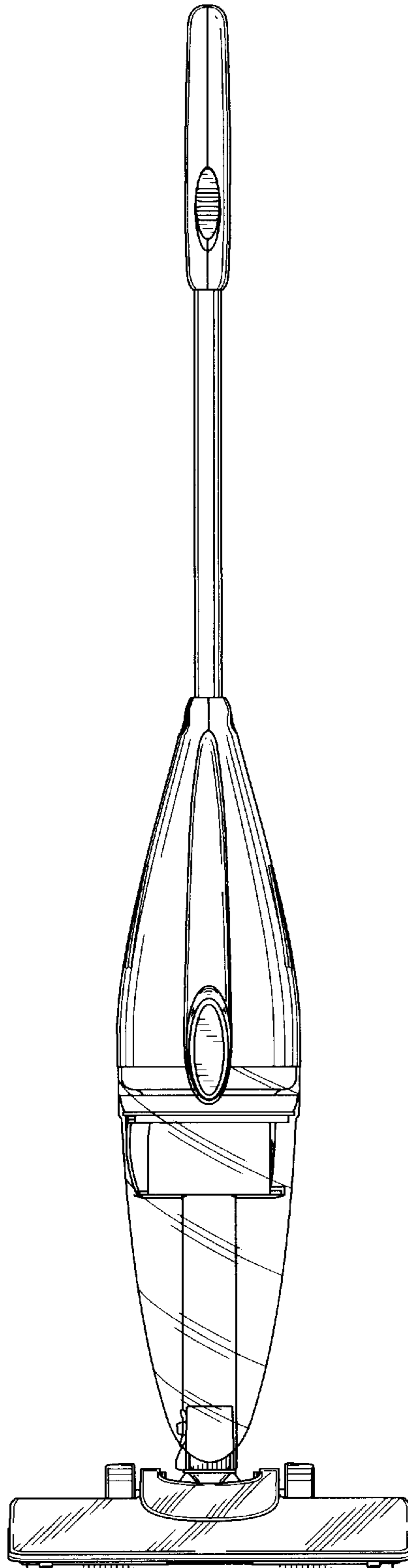


FIG.3

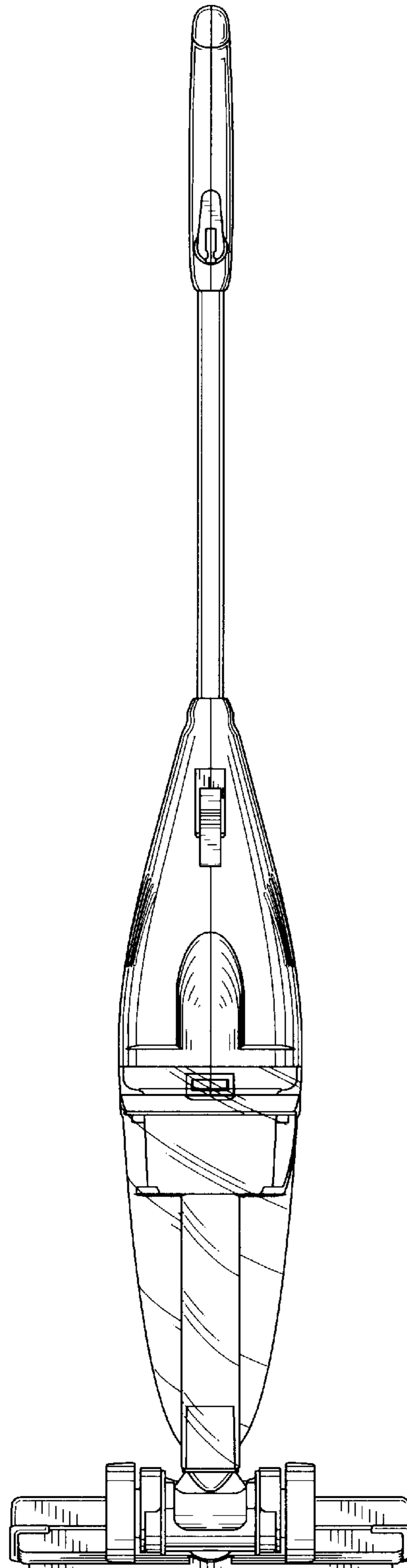


FIG.4

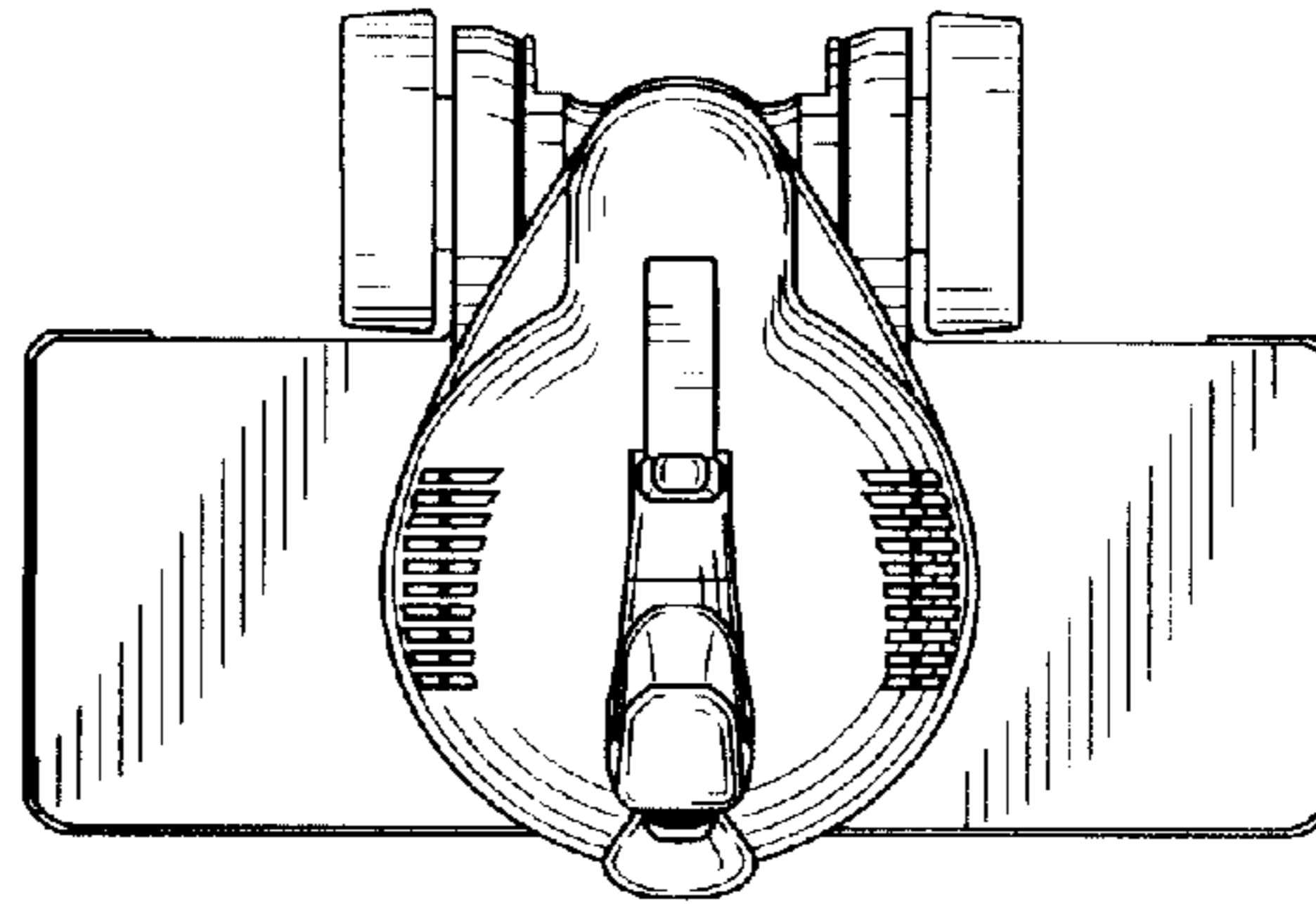


FIG.5

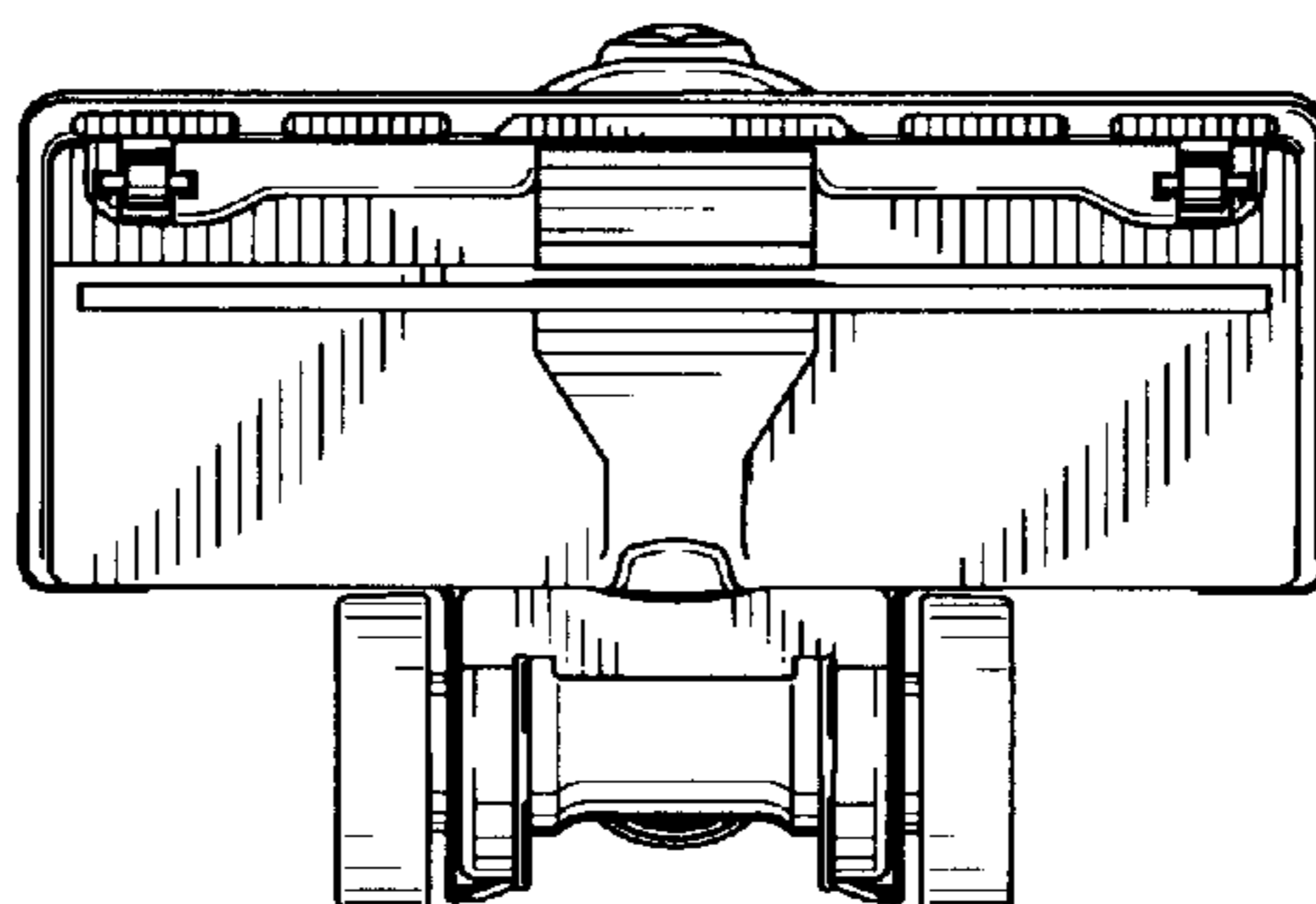


FIG.6

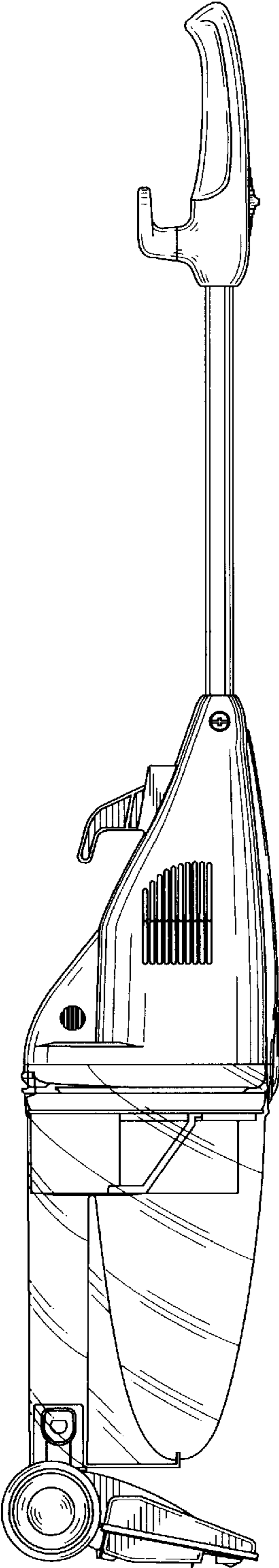


FIG.7

