

US00D515249S

(12) **United States Design Patent**
Mailer

(10) **Patent No.:** **US D515,249 S**
(45) **Date of Patent:** **** Feb. 14, 2006**

(54) **BRIDGING REIN**

5,148,656 A * 9/1992 Meaghan 54/36
6,151,872 A * 11/2000 Rasmussen 54/36

(76) **Inventor:** **Carol Ann Mailer**, Foxes Close Farm,
Hemingford Grey, Huntingdon,
Cambridgeshire PE28 9BP (GB)

FOREIGN PATENT DOCUMENTS

(**) **Term:** **14 Years**

DE	29902099	8/1999
DE	20000058	5/2000
FR	617021	2/1927
FR	2615846	12/1988
FR	2744997	8/1997
GB	1557475	12/1979
GB	2357688	7/2001

(21) **Appl. No.:** **29/216,618**

(22) **Filed:** **Nov. 5, 2004**

(30) **Foreign Application Priority Data**

OTHER PUBLICATIONS

May 5, 2004 (EM) 000174727

An extract from Equiworld Magazine website www.equiworld.net/uk/ezone/0803/deboiz.htm.
Two photographs of reins for disabled riders that were on sale thirty years ago.

(51) **LOC (8) Cl.** **30-04**

(52) **U.S. Cl.** **D30/141**

(58) **Field of Classification Search** 54/36,
54/16, 73, 71, 74; D30/136, 138, 139-141;
119/712, 863; 24/309; 280/186, 181, 182-183
See application file for complete search history.

* cited by examiner

Primary Examiner—Alan P. Douglas
Assistant Examiner—Susan Moon Lee
(74) *Attorney, Agent, or Firm*—Townsend and Townsend
and Crew LLP

(56) **References Cited**

U.S. PATENT DOCUMENTS

75,614 A *	3/1868	Woodmansee	54/36
243,243 A *	6/1881	Glore	54/36
501,789 A *	7/1893	Hoss	54/36
536,597 A *	4/1895	Brown	54/16
537,135 A *	4/1895	Underhill	54/36
564,295 A *	7/1896	Steinmetz	54/36
566,033 A *	8/1896	Stansbury	54/73
568,148 A *	9/1896	Smith	54/73
681,319 A *	8/1901	Holcomb	54/73
742,921 A *	11/1903	Smith	54/74
1,003,678 A *	9/1911	Weaver	54/73
1,352,812 A *	9/1920	Johnson	54/74
1,713,692 A *	5/1929	Dietrich	280/183

(57) **CLAIM**

The ornamental design for a bridging rein, as shown and described.

DESCRIPTION

FIG. 1 is a perspective view of a bridging rein according to my new design; and,
FIG. 2 is a detailed perspective view thereof.
The broken lines shown in the drawings are for illustrative purposes only and form no part of the claimed design.

1 Claim, 2 Drawing Sheets

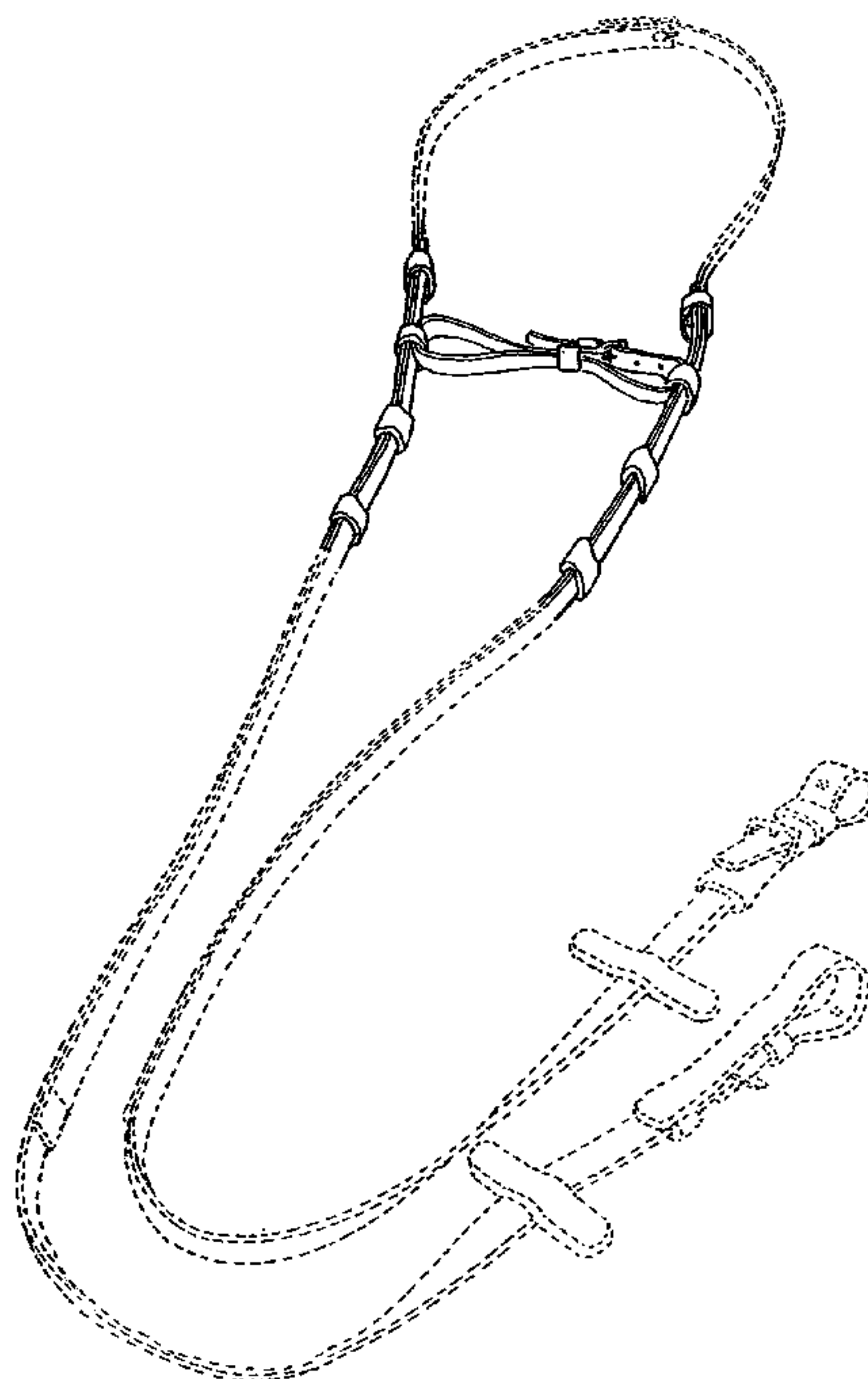
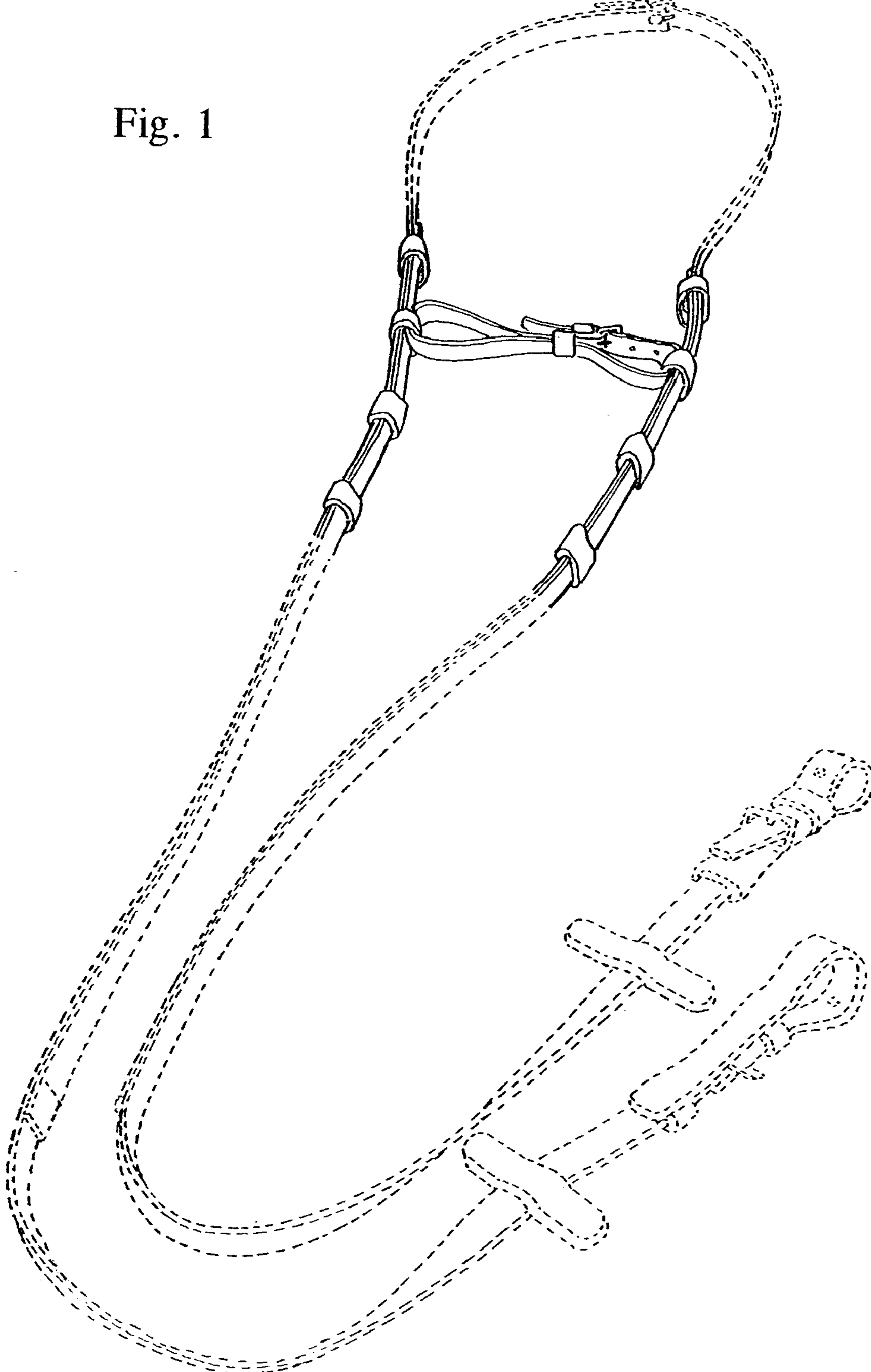


Fig. 1



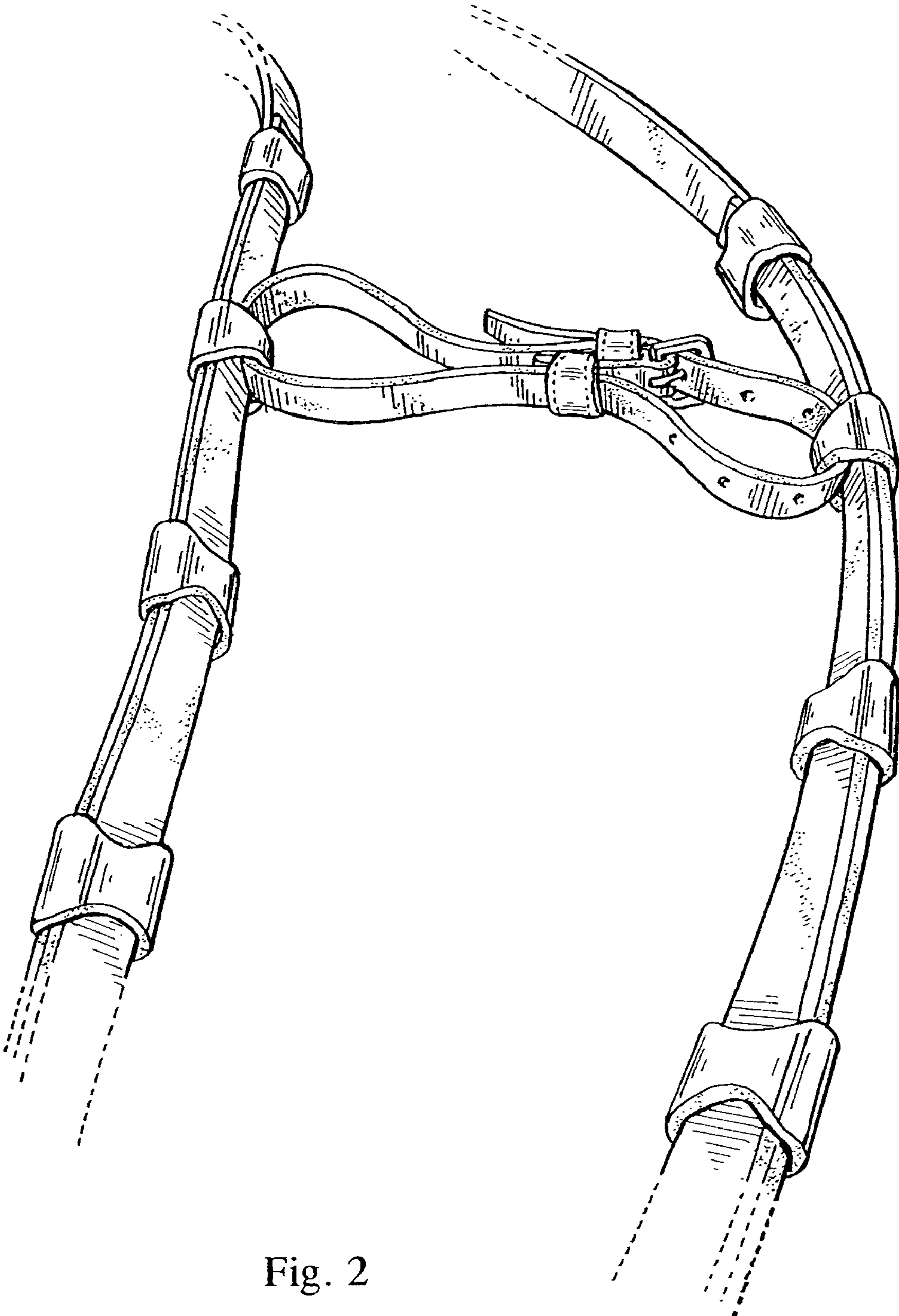


Fig. 2