



US00D515224S

(12) **United States Design Patent**
Egawa

(10) **Patent No.:** **US D515,224 S**

(45) **Date of Patent:** **** Feb. 14, 2006**

(54) **LIGHT SOURCE FOR A LIGHTING DEVICE**

(75) **Inventor:** **Kazuo Egawa, Tokyo (JP)**

(73) **Assignee:** **Toshiba Lighting & Technology Corporation, Tokyo (JP)**

(**) **Term:** **14 Years**

(21) **Appl. No.:** **29/186,927**

(22) **Filed:** **Jul. 23, 2003**

(30) **Foreign Application Priority Data**

Jan. 31, 2003 (JP) 2003-002258

(51) **LOC (8) Cl.** **26-04**

(52) **U.S. Cl.** **D26/1; D26/122**

(58) **Field of Classification Search** D26/76,
D26/118, 120-122, 1, 2; 362/217, 222-225,
362/326-333, 339, 354; 359/352, 834

See application file for complete search history.

(56) **References Cited**

U.S. PATENT DOCUMENTS

D182,991 S	*	6/1958	Denton	D26/121
D204,255 S	*	4/1966	French	12/163
D206,283 S	*	11/1966	High	D26/122
3,721,818 A	*	3/1973	Stahlhut	362/297
D246,203 S	*	10/1977	Harris	D26/80
5,655,827 A	*	8/1997	Kaneko et al.	362/613
D422,100 S	*	3/2000	Zhang et al.	D26/2
D424,715 S	*	5/2000	Wu	D26/2

D464,744 S * 10/2002 Kato et al. D26/1
2001/0002878 A1 * 6/2001 Serjkora et al. 362/327

FOREIGN PATENT DOCUMENTS

JP	1139333	4/2002
JP	1182807	8/2003

OTHER PUBLICATIONS

“LIGHT + BUILDING” Pflaum Verlag/richard Pflaum Verlag GmbH & Co. KG, Lazarettstr. 4,80636 Miinchen / www.LIGHTnet.de.

* cited by examiner

Primary Examiner—Clare E Heflin

(74) *Attorney, Agent, or Firm*—J.C. Patents

(57) **CLAIM**

The ornamental design for a light source for a lighting device, as shown and described.

DESCRIPTION

FIG. 1 is a perspective view of a light source for a lighting device showing the new design.

FIG. 2 is a front view thereof.

FIG. 3 is a rear view thereof.

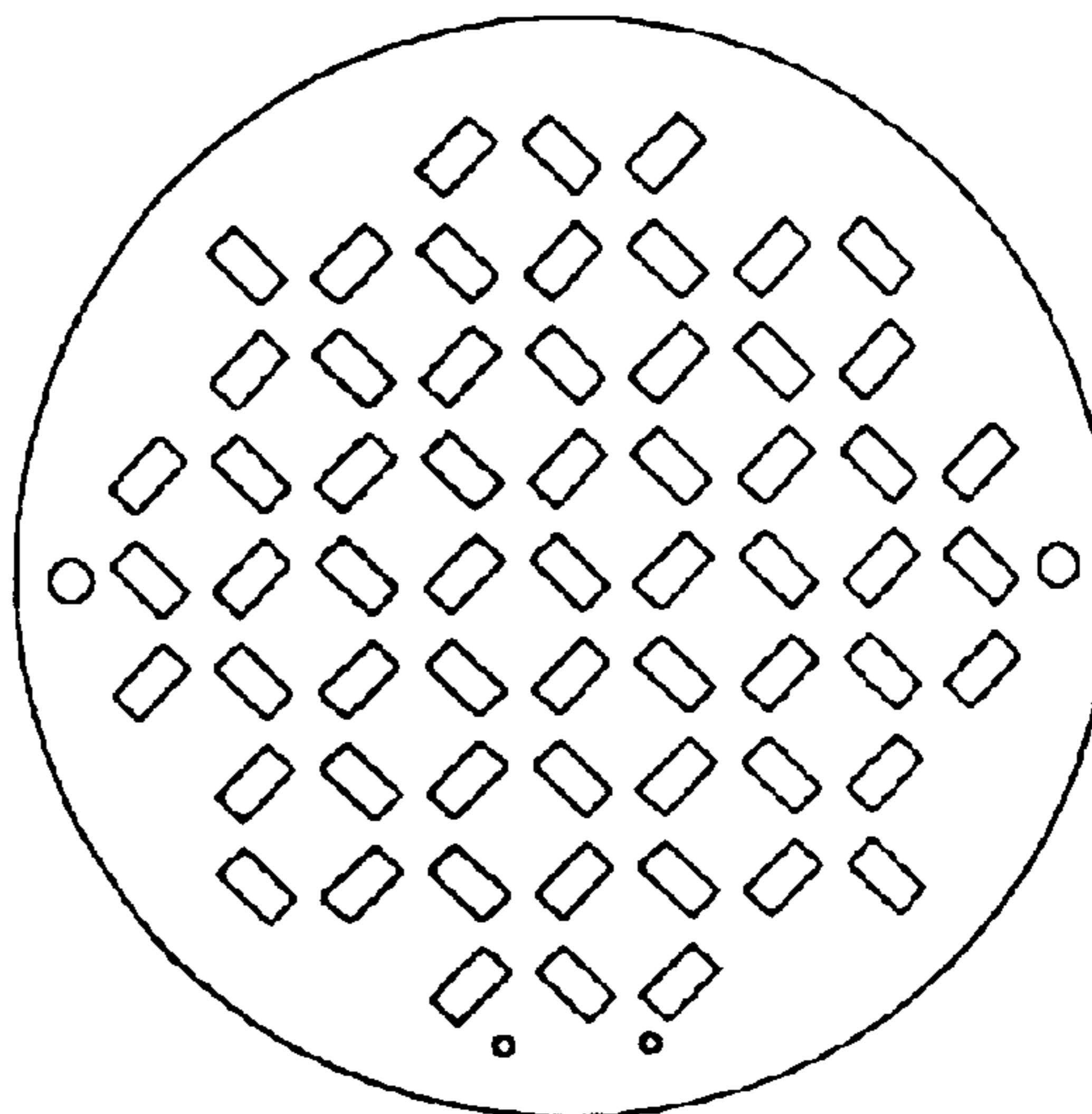
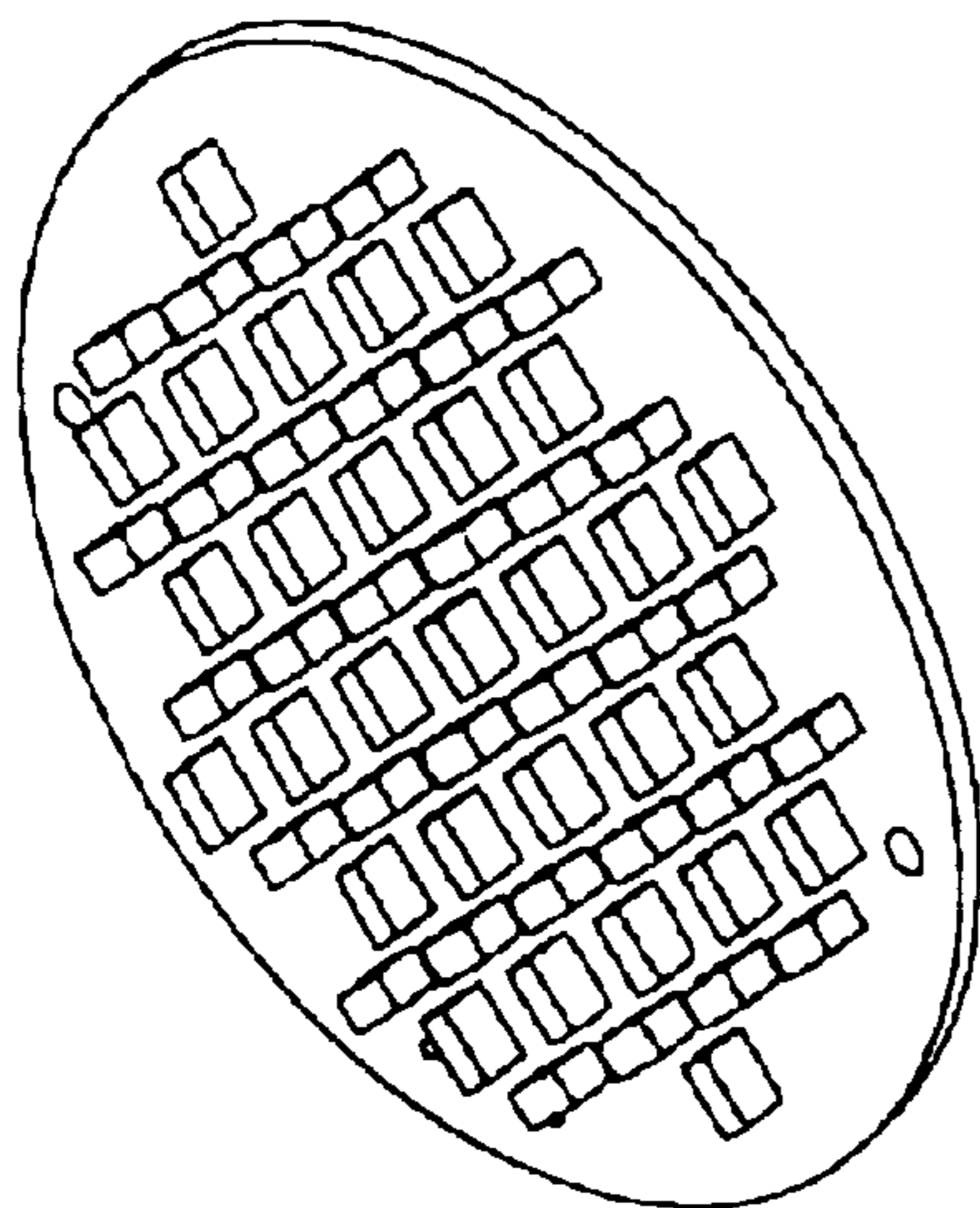
FIG. 4 is a left side view thereof.

FIG. 5 is a right side view thereof.

FIG. 6 is a top view thereof; and,

FIG. 7 is a bottom view thereof.

1 Claim, 7 Drawing Sheets



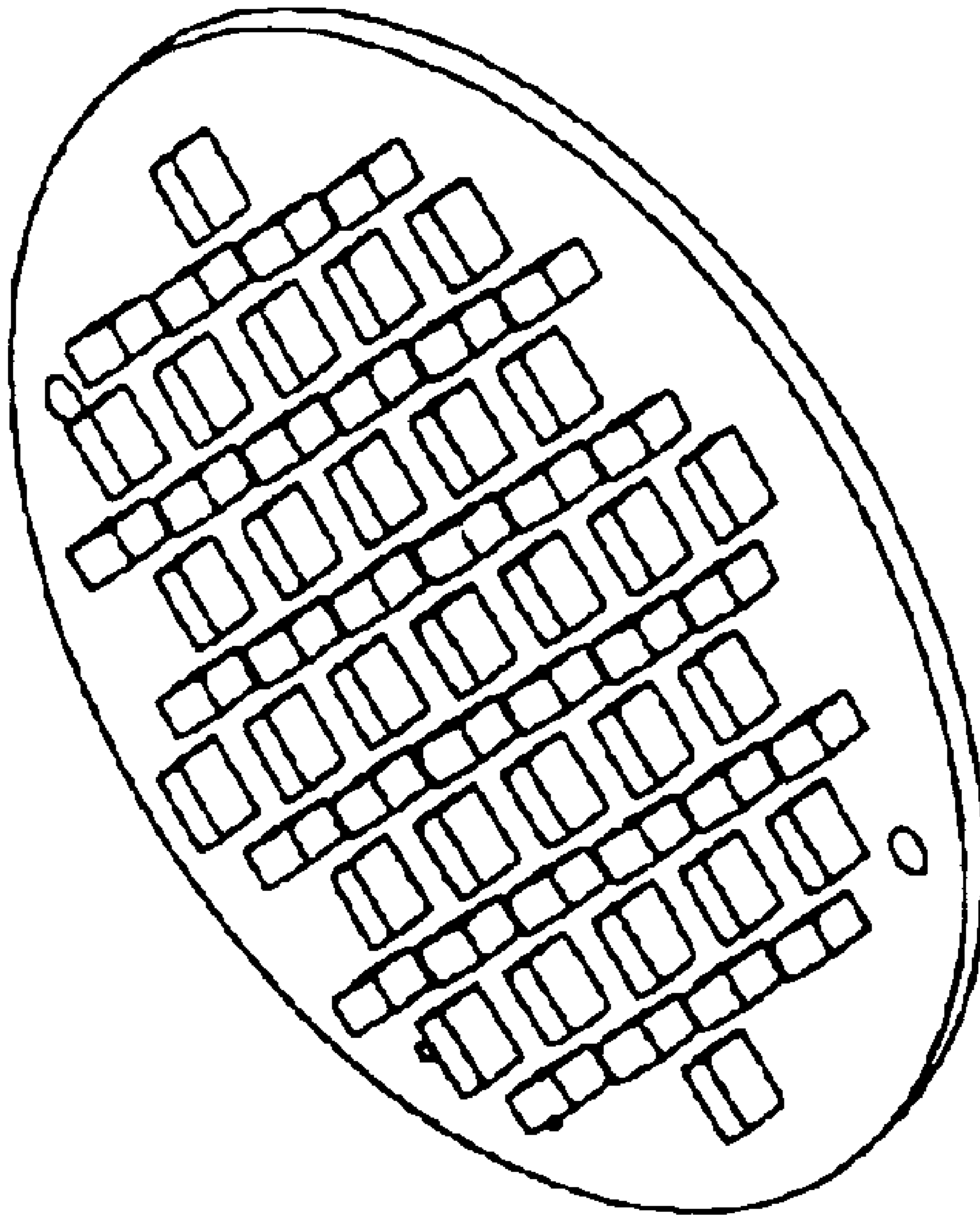


FIG. 1

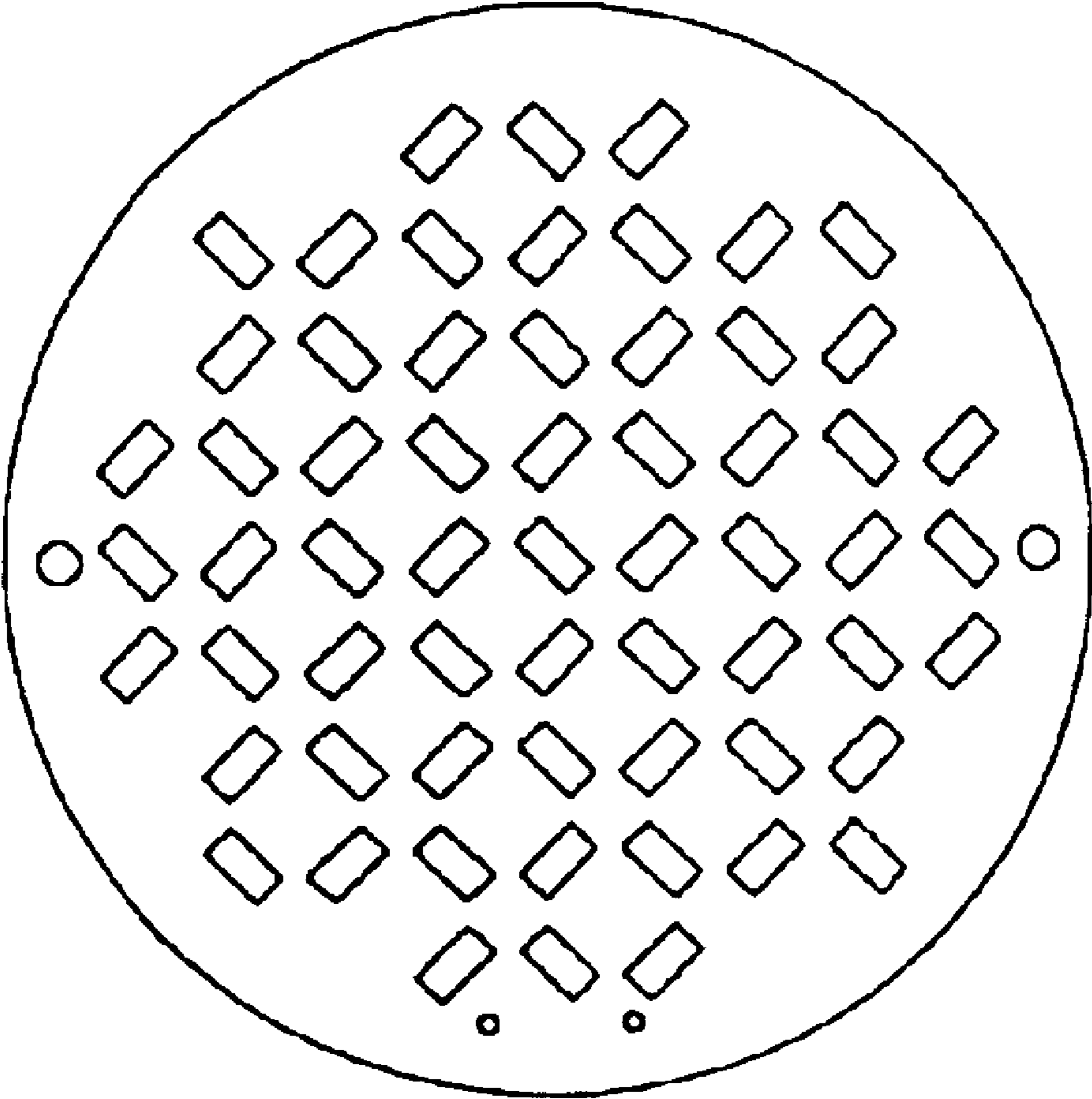


FIG. 2

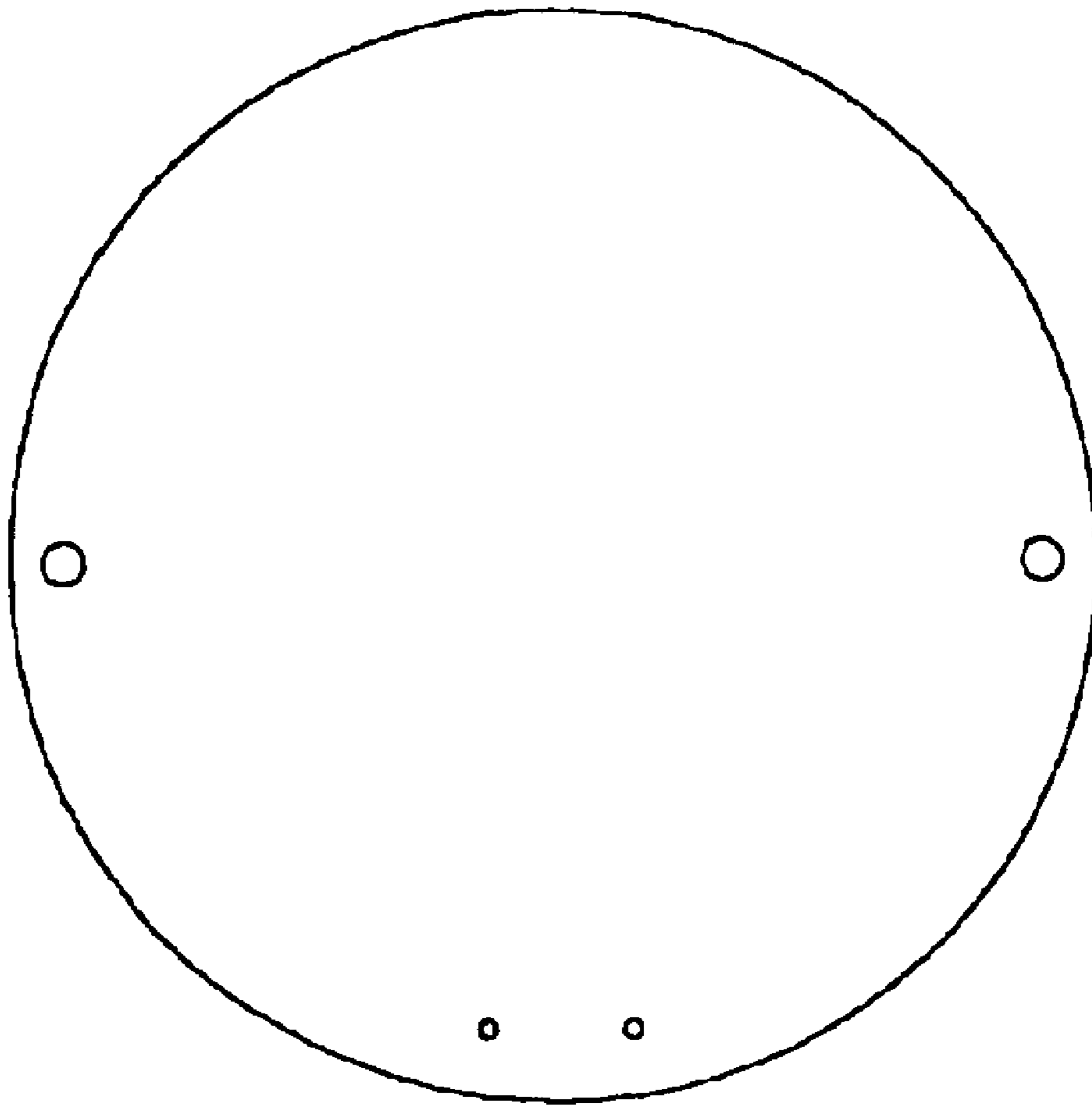


FIG. 3



FIG. 4

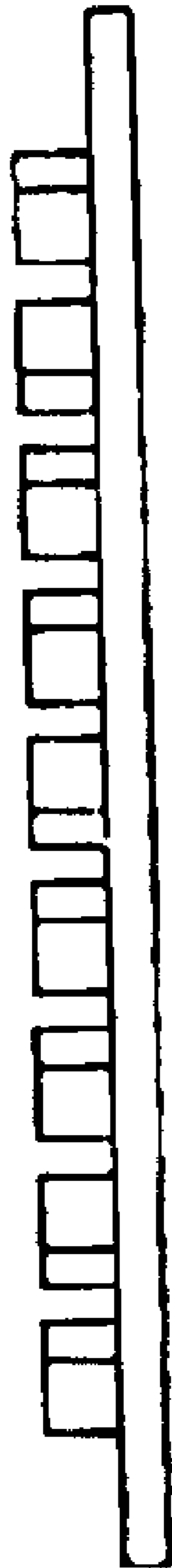


FIG. 5



FIG. 6



FIG. 7