



US00D515215S

(12) **United States Design Patent**
Wang

(10) **Patent No.:** **US D515,215 S**

(45) **Date of Patent:** **** Feb. 14, 2006**

(54) **OPTICAL CURING APPARATUS**

(76) Inventor: **Shu-Lung Wang**, 6F, No. 70, Sec. 1,
Kuang-Fu Rd., San-Chung City, Taipei
Hsien (TW)

(**) Term: **14 Years**

(21) Appl. No.: **29/206,008**

(22) Filed: **May 25, 2004**

(51) **LOC (8) Cl.** **24-02**

(52) **U.S. Cl.** **D24/176**

(58) **Field of Classification Search** D24/176-182,
D24/152-153, 133; D13/107, 108; 433/39,
433/3, 50, 53, 114, 141, 144; 606/2, 28, 2.5,
606/161; 435/141, 2; 604/1; D26/43, 45
See application file for complete search history.

(56) **References Cited**

U.S. PATENT DOCUMENTS

- D121,757 S * 8/1940 Abrams D26/43
- D298,965 S * 12/1988 Friedman D24/152
- D358,883 S * 5/1995 Vos D24/113
- D359,573 S * 6/1995 Citronowicz D26/43

- D385,630 S * 10/1997 Lieb et al. D24/177
- D422,707 S * 4/2000 Bock D24/176
- D428,658 S * 7/2000 Frezel et al. D24/152
- D472,969 S * 4/2003 Wilden D24/133
- D474,276 S * 5/2003 Greise et al. D24/138

* cited by examiner

Primary Examiner—Charles A. Rademaker

(74) *Attorney, Agent, or Firm*—Birch, Stewart, Kolasch &
Birch, LLP.

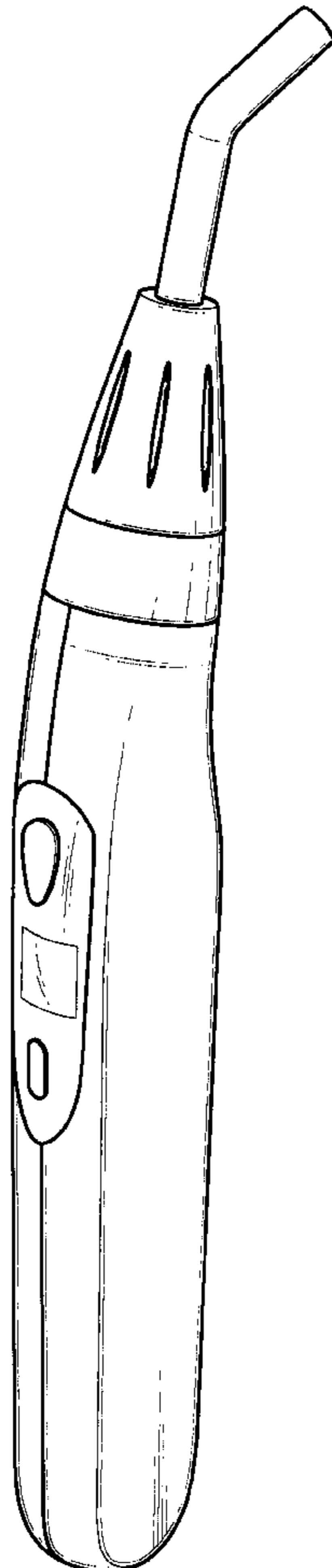
(57) **CLAIM**

The ornamental design for “optical curing apparatus,” as shown and described.

DESCRIPTION

FIG. 1 is a perspective of “optical curing apparatus” showing my new design;
FIG. 2 is a right side elevational view thereof;
FIG. 3 is a top plan view thereof;
FIG. 4 is a front side elevational view thereof;
FIG. 5 is a bottom plan view thereof;
FIG. 6 is a left side elevational view thereof; and,
FIG. 7 is a rear side elevational view thereof.

1 Claim, 4 Drawing Sheets



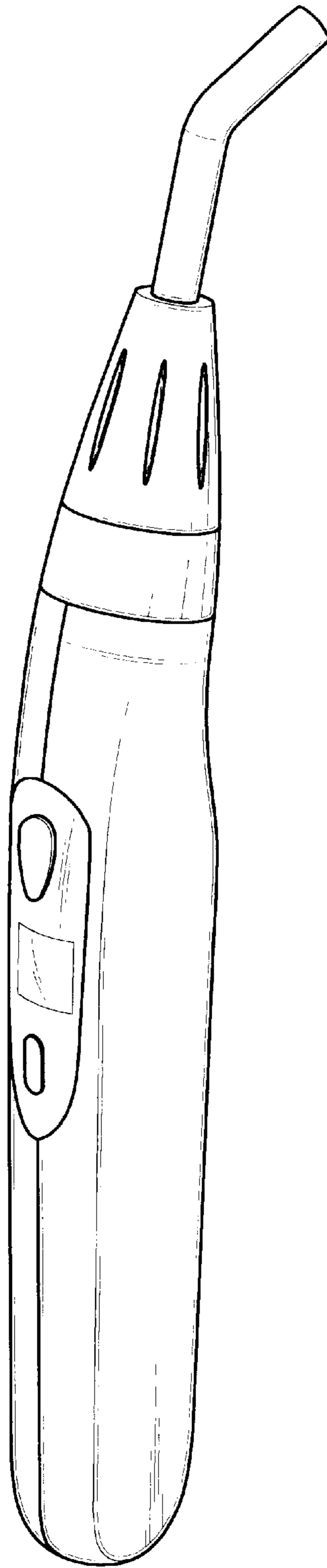


Fig. 1

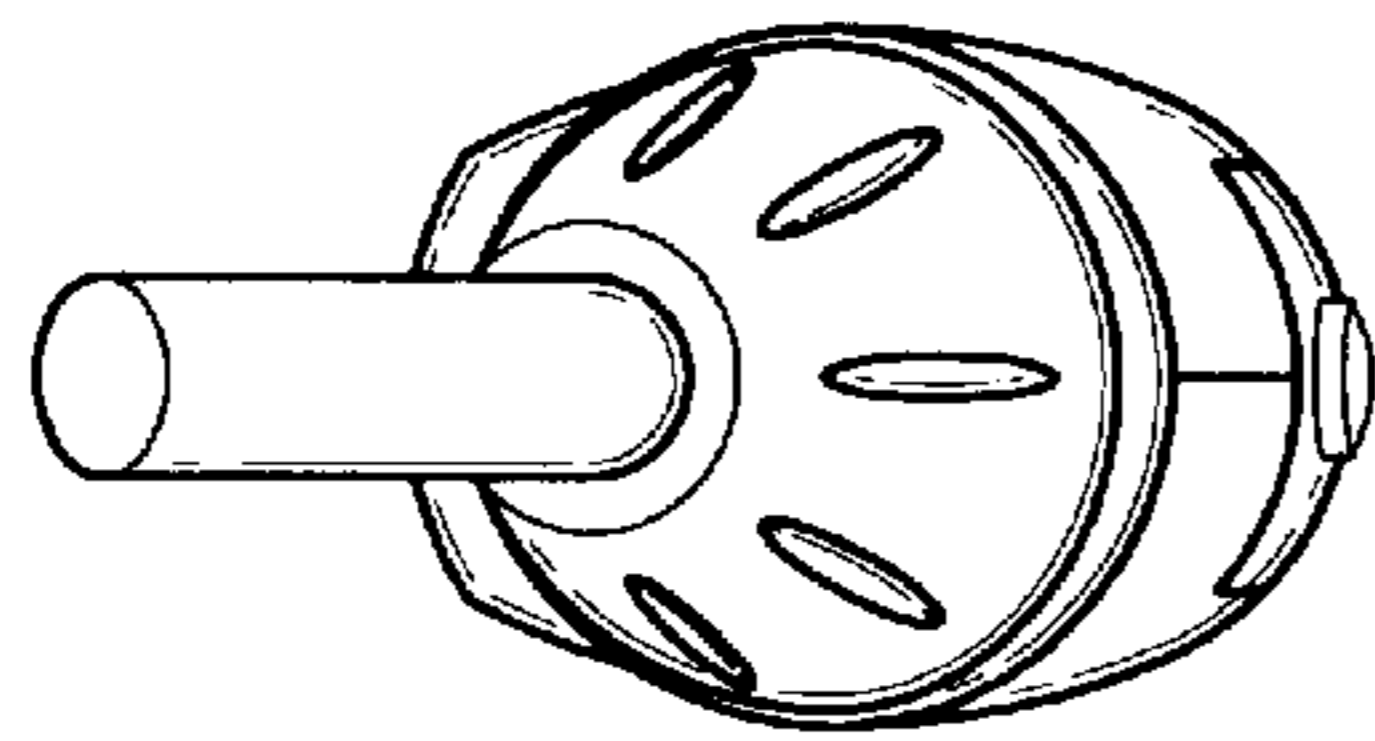


Fig.3

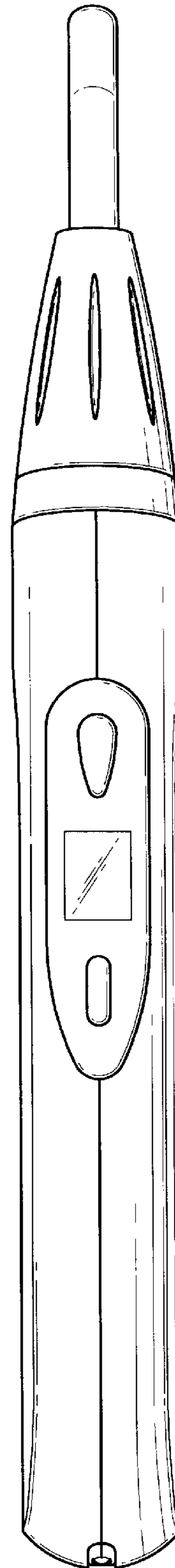


Fig.2

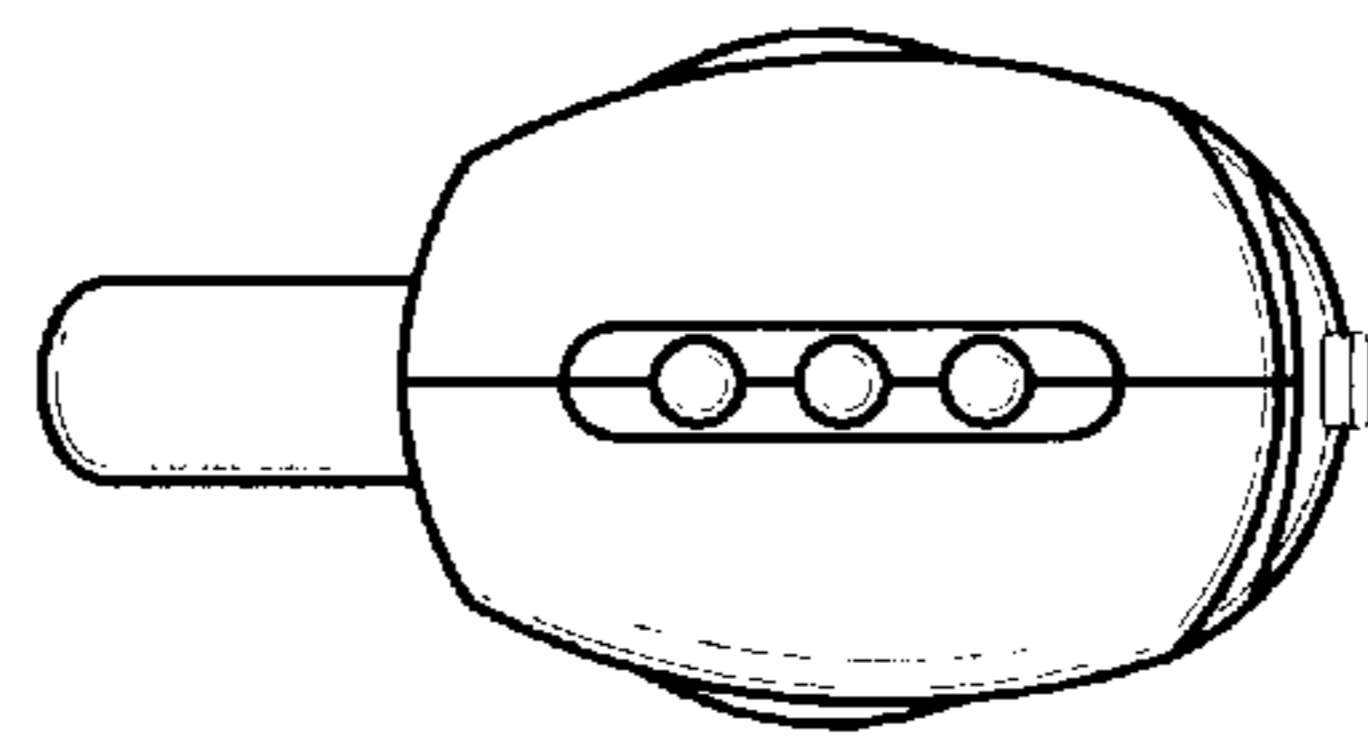


Fig.5



Fig.4




Fig. 6

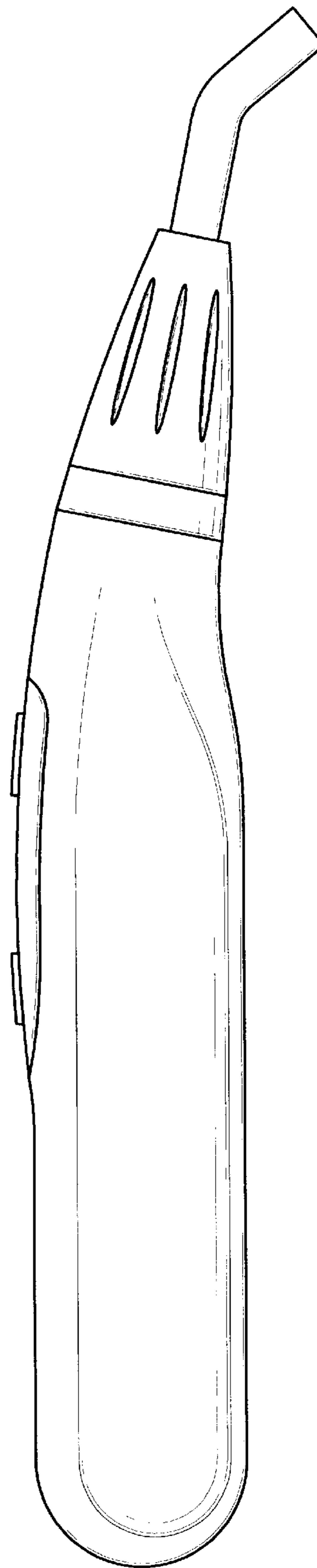


Fig. 7