



US00D515187S

(12) **United States Design Patent** (10) **Patent No.:** **US D515,187 S**
Blateri (45) **Date of Patent:** **** Feb. 14, 2006**

(54) **HEATER FAN**
(76) Inventor: **Frank Blateri**, 191 Chaucer Ct.,
Coppell, TX (US) 76019
(**) Term: **14 Years**
(21) Appl. No.: **29/201,994**
(22) Filed: **Mar. 24, 2004**
(51) **LOC (8) Cl.** **23-03**
(52) **U.S. Cl.** **D23/336; D23/337**
(58) **Field of Classification Search** **D23/332,**
D23/314, 335-338, 340-345, 349-350; 392/360,
392/365-369, 373-376; 312/326; 126/110 B,
126/90 A, 92 A
See application file for complete search history.

D421,646 S 3/2000 Palma et al.
D422,073 S 3/2000 Lozzio et al.
D423,659 S * 4/2000 Schippanoski D23/355
D423,663 S 4/2000 Rossman et al.
D424,683 S 5/2000 Bellil et al.
D427,674 S 7/2000 Moreno
D429,808 S 8/2000 Krauss
D433,497 S 11/2000 Hotaling et al.
D440,648 S 4/2001 Lee et al.
D441,065 S 4/2001 Ediger et al.
D444,871 S 7/2001 Wilson, Jr.
D447,552 S 9/2001 Lee et al.
D448,461 S 9/2001 Toro
6,285,829 B1 9/2001 Smith
D451,594 S 12/2001 Chen et al.
D451,595 S 12/2001 Chen et al.
D454,392 S 3/2002 Shapiro
D456,066 S 4/2002 Ching
D459,454 S 6/2002 Shapiro
D460,816 S 7/2002 Mavridis et al.
D466,599 S 12/2002 Bragg et al.
D468,818 S 1/2003 Chuang et al.
D479,589 S * 9/2003 Koike D23/336

(56) **References Cited**
U.S. PATENT DOCUMENTS

D151,015 S 9/1948 Stiles
4,703,152 A 10/1987 Shih-Chin
D309,182 S 7/1990 Hsu
D323,708 S 2/1992 Wang
D329,089 S 9/1992 Coup et al.
D343,231 S * 1/1994 Lim D23/336
D343,676 S 1/1994 Lim
D344,527 S 2/1994 Drago et al.
D349,570 S 8/1994 Radtke, Jr.
D359,344 S 6/1995 De'Longhi
D382,951 S * 8/1997 Deines et al. D23/336
D389,567 S * 1/1998 Gudefin D23/336
D395,080 S 6/1998 Jane et al.
D395,490 S 6/1998 Jane' et al.
D396,527 S 7/1998 Boyle et al.
D398,983 S 9/1998 Keller et al.
D402,742 S 12/1998 Chen
D405,520 S 2/1999 Birdsell
D408,907 S 4/1999 Moreno
D421,114 S 2/2000 Lozzio et al.

FOREIGN PATENT DOCUMENTS

GB 2039684 11/1994

* cited by examiner

Primary Examiner—Brian N Vinson
(74) *Attorney, Agent, or Firm*—Haynes and Boone, LLP

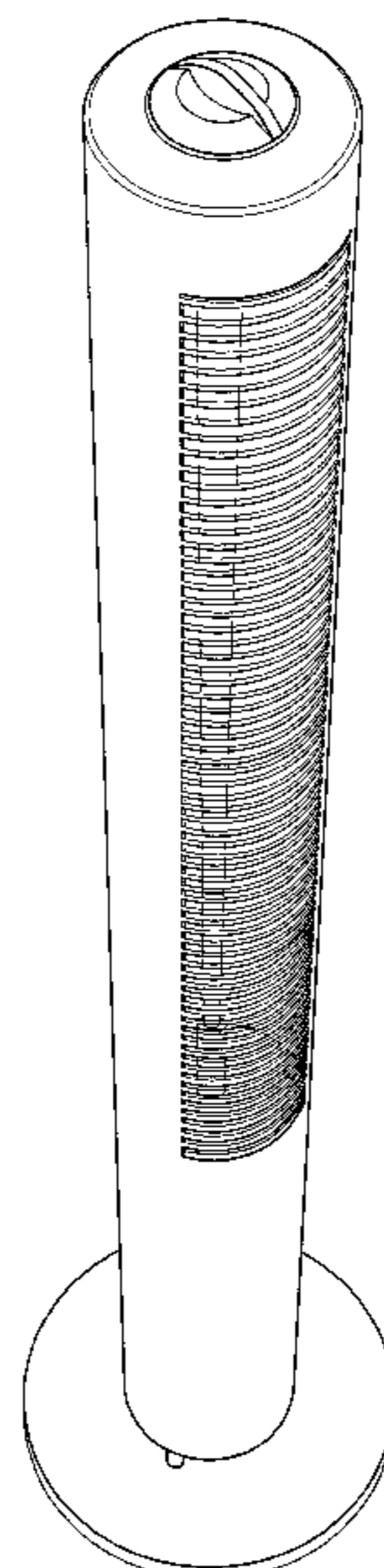
(57) **CLAIM**

The ornamental design for a heater fan, as shown and described.

DESCRIPTION

FIG. 1 is a side perspective view of the heater fan showing my new design; and,
FIG. 2 is a front/side prospective view thereof.

1 Claim, 2 Drawing Sheets



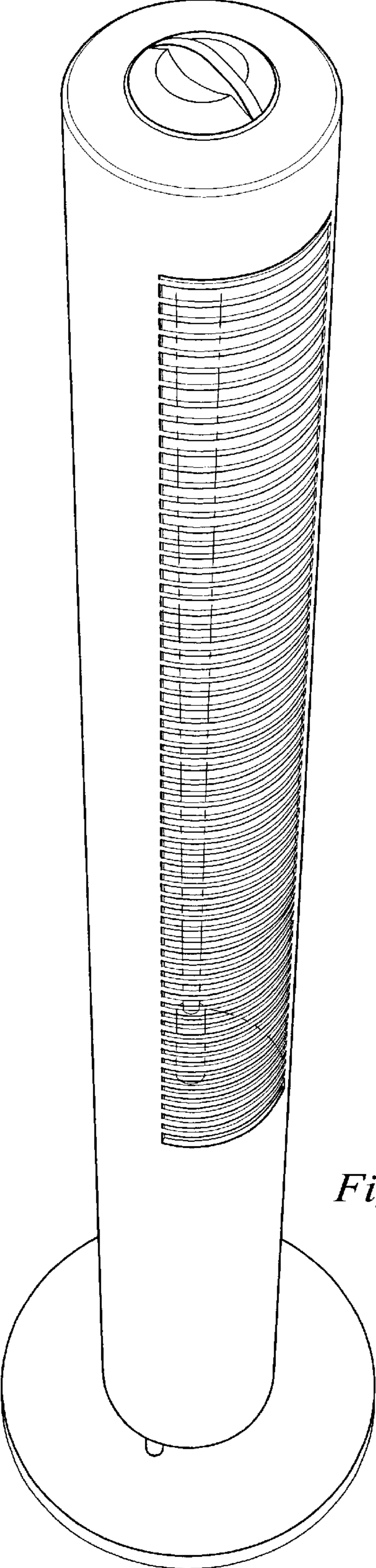


Fig. 1

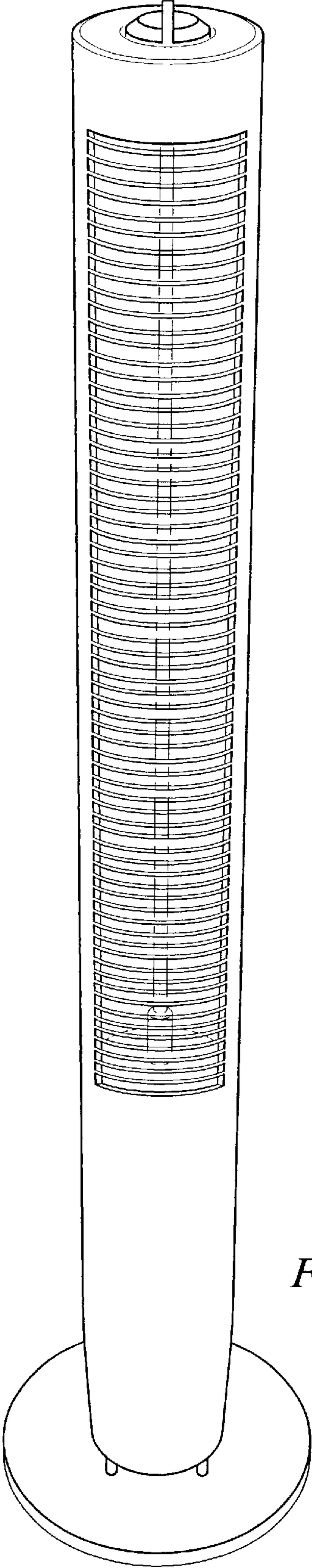


Fig. 2