



US00D515174S

(12) **United States Design Patent**
Farrell, III

(10) **Patent No.:** **US D515,174 S**
(45) **Date of Patent:** **** Feb. 14, 2006**

(54) **KNIFE**

D473,920 S * 4/2003 Rae D22/118
D494,246 S * 8/2004 Rae et al. D22/118

(75) **Inventor:** **Fredrick R. Farrell, III**, Northridge,
CA (US)

* cited by examiner

(73) **Assignee:** **James A. Frost**, Ooltewah, TN (US)

Primary Examiner—Catherine R. Oliver
(74) *Attorney, Agent, or Firm*—Blank Rome LLP

(**) **Term:** **14 Years**

(57) **CLAIM**

(21) **Appl. No.:** **29/216,848**

The ornamental design for a knife, as shown and described.

(22) **Filed:** **Nov. 10, 2004**

DESCRIPTION

(51) **LOC (8) Cl.** **22-02**

(52) **U.S. Cl.** **D22/118**

(58) **Field of Classification Search** D22/118;
D21/568; D8/95-99; 30/295, 299, 342, 345,
30/151, 340, 329

FIG. 1 is a front elevational view of the knife in accordance with an embodiment of the present design, the rear side view being the mirror image of FIG. 1;

FIG. 2 is a left side elevational view of the knife illustrated in FIG. 1;

FIG. 3 is a right side elevational view of the knife illustrated in FIGS. 1-2;

FIG. 4 is a top plan view of the knife illustrated in FIGS. 1-3; and,

FIG. 5 is a bottom plan view of the knife illustrated in FIGS. 1-4.

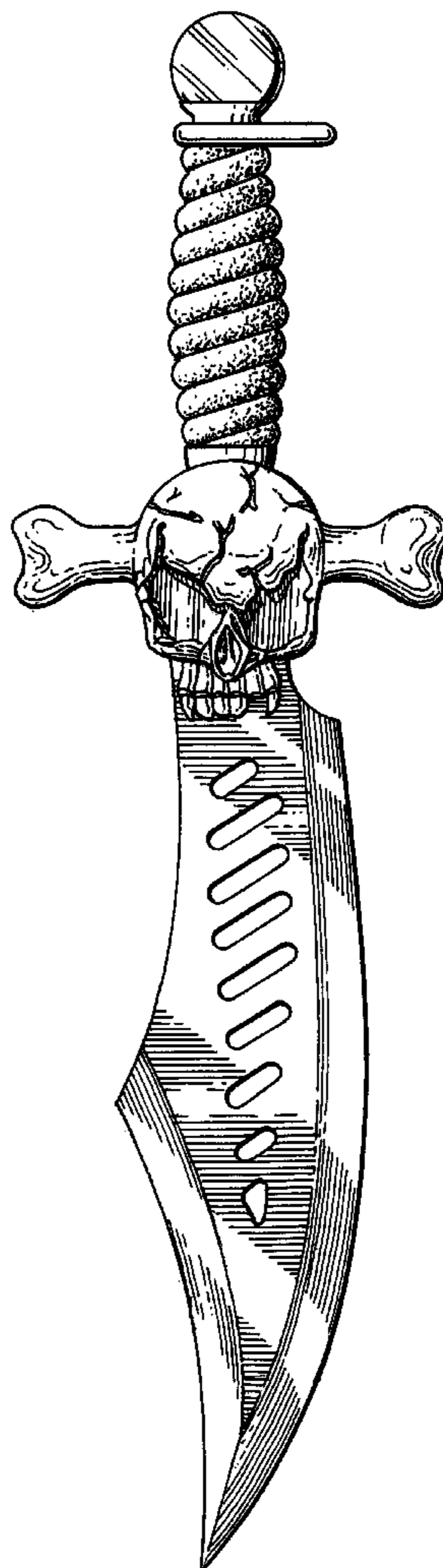
See application file for complete search history.

(56) **References Cited**

U.S. PATENT DOCUMENTS

D364,659 S * 11/1995 Choi D21/568
D473,627 S * 4/2003 Rae D22/118

1 Claim, 2 Drawing Sheets



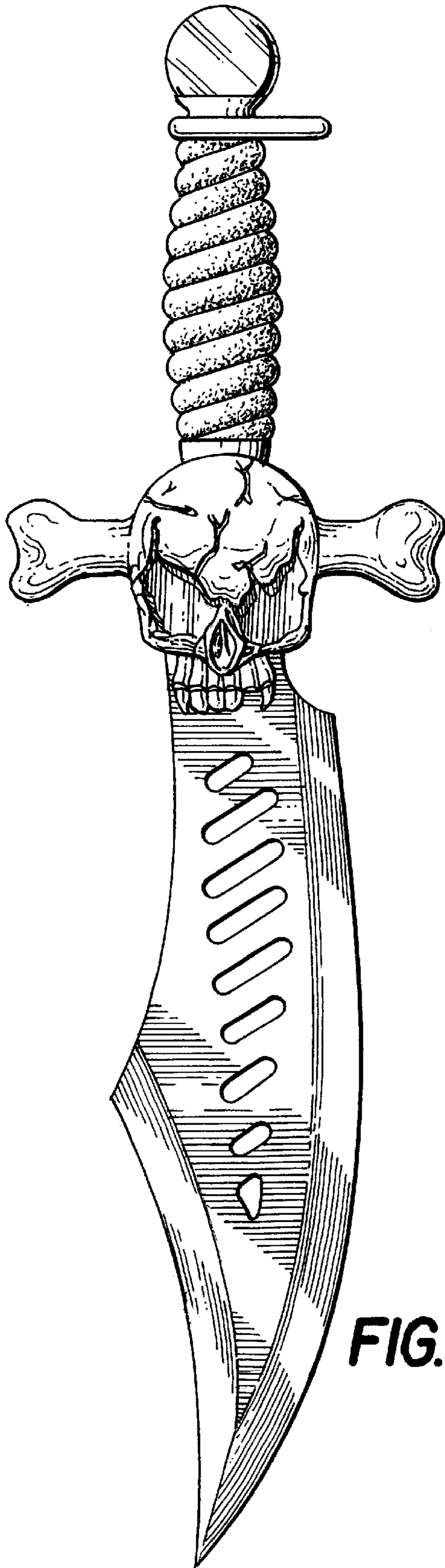


FIG. 1

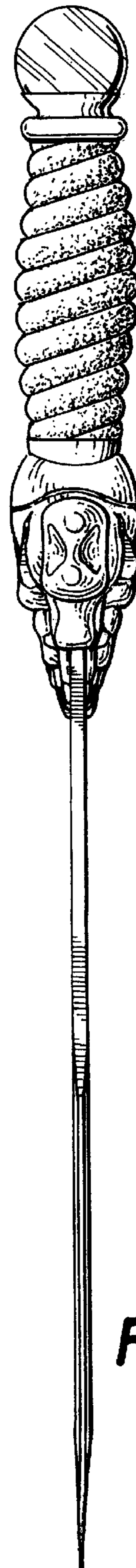


FIG. 2

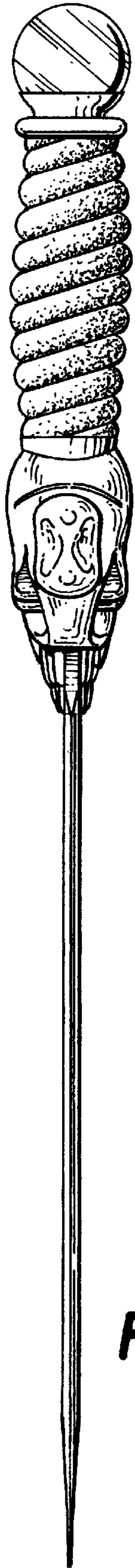


FIG. 3

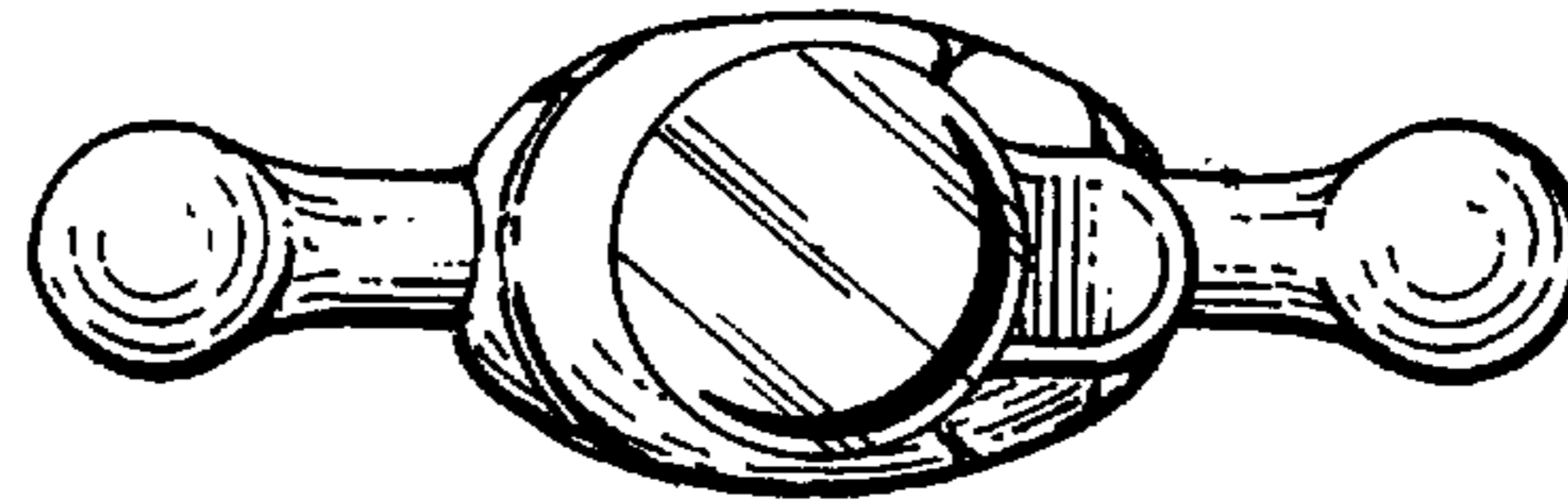


FIG. 4




FIG. 5