



US00D515167S

(12) **United States Design Patent**  
**Capwell**

(10) **Patent No.: US D515,167 S**

(45) **Date of Patent: \*\* Feb. 14, 2006**

(54) **FLOATING SUN SHIELD**

(76) **Inventor: Bruce Capwell, 5555 Flat River Rd.,  
Greene, RI (US) 02827**

(\*\*) **Term: 14 Years**

(21) **Appl. No.: 29/197,357**

(22) **Filed: Jan. 14, 2004**

(51) **LOC (8) Cl. .... 21-04**

(52) **U.S. Cl. .... D21/835; D21/803**

(58) **Field of Classification Search ..... D21/834-838,  
D21/803, 809, 811; D25/19, 33, 1; 135/124-127,  
135/136-137; 52/2.17-2.18; 441/6, 40, 66,  
441/67, 129**

See application file for complete search history.

(56) **References Cited**

**U.S. PATENT DOCUMENTS**

2,142,851 A	1/1939	Jolly	
3,042,053 A	7/1962	Gabriel	
3,070,107 A	12/1962	Beatty	
3,190,300 A	6/1965	Wear'n	
D209,457 S	* 12/1967	Wathen	D21/803
3,386,456 A	6/1968	Walker	
3,456,403 A	* 7/1969	Batterson	52/2.19
3,868,155 A	2/1975	Cherubini	
3,877,096 A	* 4/1975	Scesney	441/6
4,184,501 A	1/1980	Johnson	
4,821,353 A	4/1989	Neri	
D315,773 S	* 3/1991	Peterson	D21/803

5,305,561 A	* 4/1994	Goddard	52/2.18
5,313,666 A	5/1994	Bax et al.	
D361,364 S	* 8/1995	Winters	D21/835
5,555,679 A	* 9/1996	Scherba	52/2.18
D433,726 S	* 11/2000	Peterson	D21/803
D439,946 S	* 4/2001	Gourchounian	D21/835
D446,568 S	* 8/2001	Peterson	D21/803

\* cited by examiner

*Primary Examiner*—Raphael Barkai

(74) *Attorney, Agent, or Firm*—Welsh & Katrz, Ltd.

(57) **CLAIM**

The ornamental design for a floating sun shield, as shown and described.

**DESCRIPTION**

FIG. 1 is a perspective view of a floating sun shield of the claimed design;

FIG. 2 is a top view of the floating sun shield device of FIG. 1 of the claimed design;

FIG. 3 is a side view of the floating sun shield of FIG. 1 of the claimed design;

FIG. 4 is an end view of the floating sun shield of FIG. 1 of the claimed design; and,

FIG. 5 is a bottom view of the floating sun shield of FIG. 1 of the claimed design.

The broken lines shown in FIGS. 1-5 are for illustrative purposes only and form no part of the claimed design.

**1 Claim, 2 Drawing Sheets**

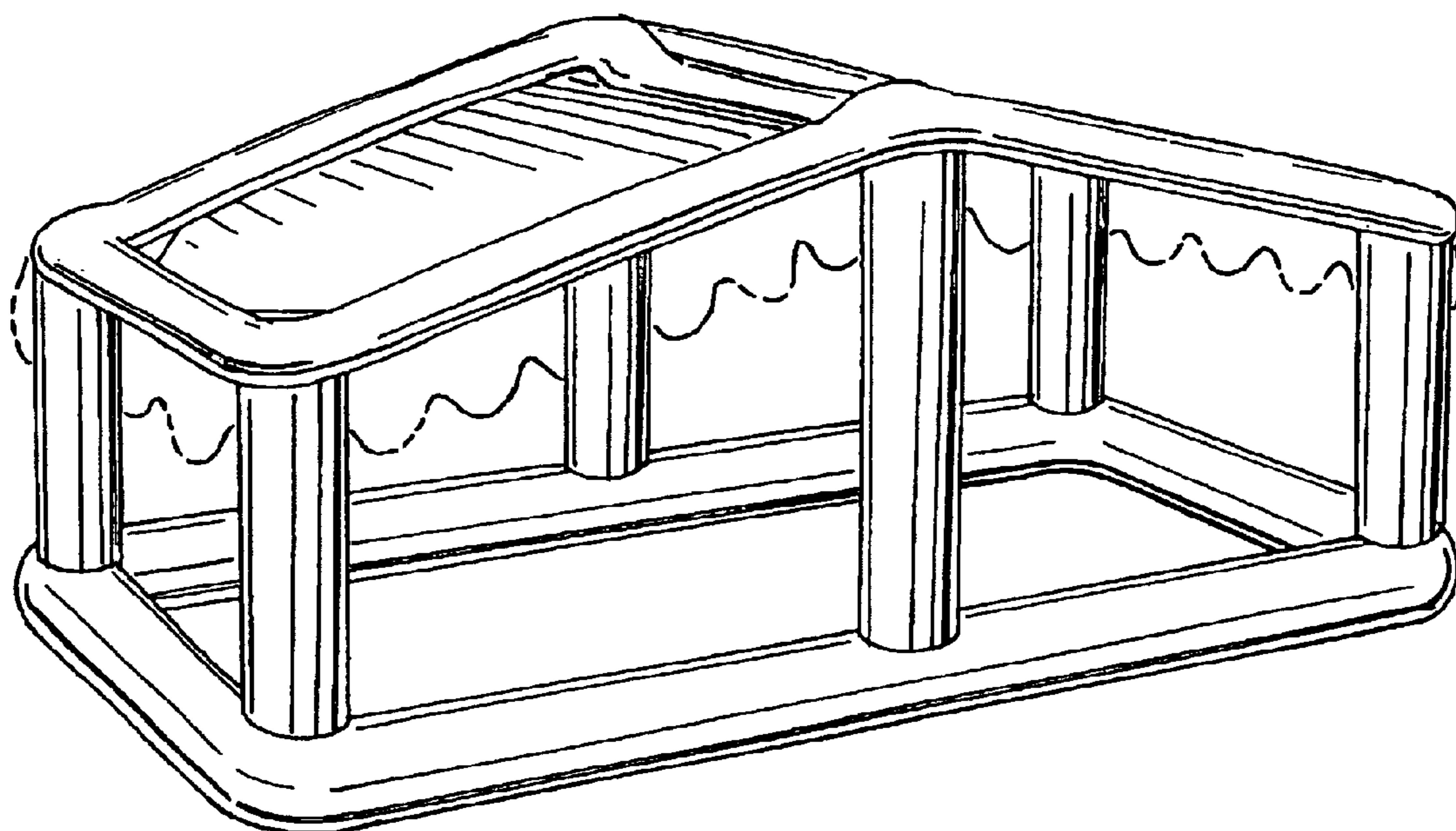


FIG. 1

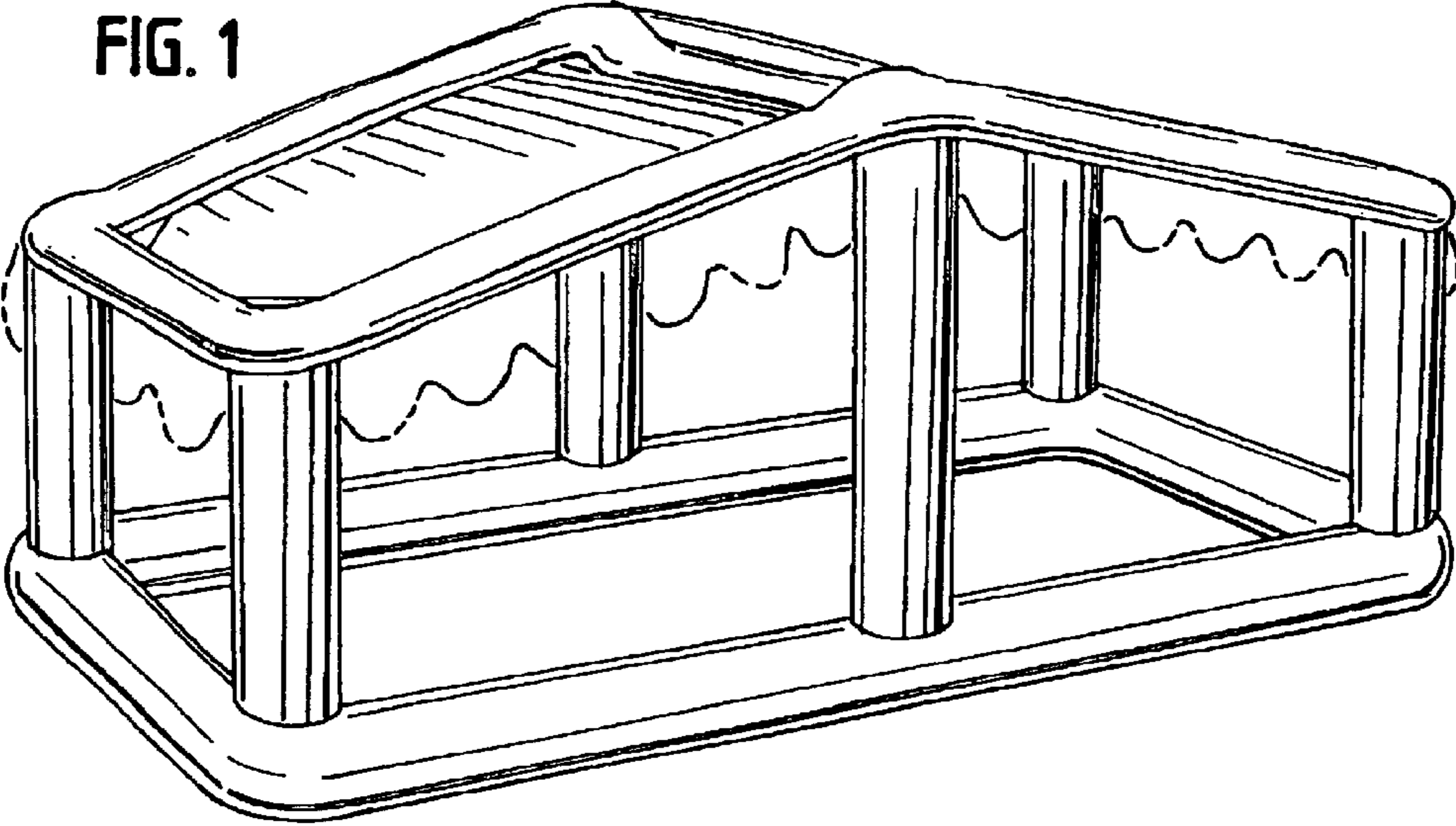


FIG. 2




FIG. 3

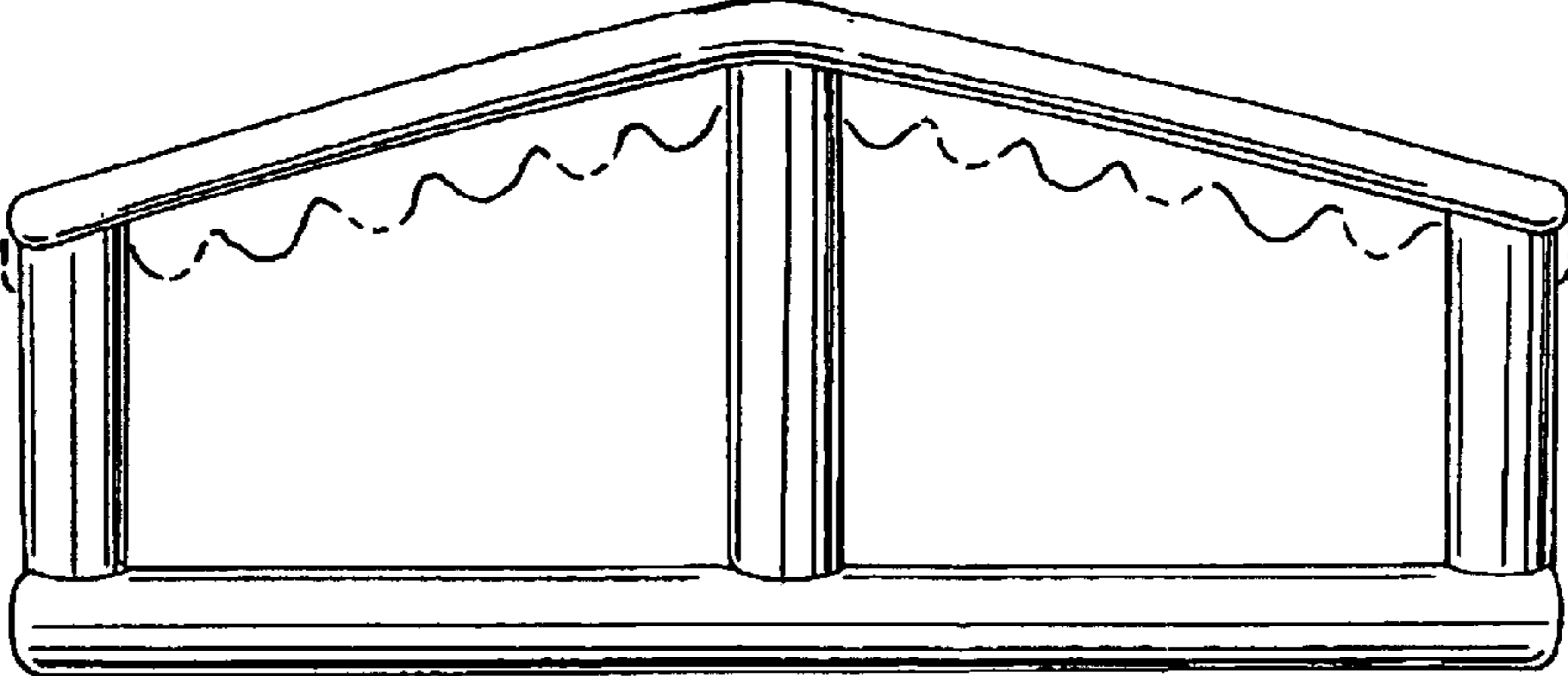


FIG. 4




FIG. 5

