



US00D515159S

(12) **United States Design Patent**
Best et al.

(10) **Patent No.:** **US D515,159 S**
(45) **Date of Patent:** **** Feb. 14, 2006**

(54) **GOLF CLUB BACK CAVITY**
(75) Inventors: **Christopher B. Best**, Encinitas, CA
(US); **Ryan L. Roach**,
Cardiff-By-The-Sea, CA (US)
(73) Assignee: **Acushnet Company**, Fairhaven, MA
(US)
(**) Term: **14 Years**

D454,932 S	3/2002	Mahaffey et al.	D21/747
D465,253 S	11/2002	Best	D21/759
D466,960 S	12/2002	Imamoto	D21/747
D469,140 S	1/2003	Best	D21/759
D470,554 S	* 2/2003	Truesdale	D21/747
D473,606 S	* 4/2003	Mickelson et al.	D21/747
D481,775 S	11/2003	Best	D21/759
D487,127 S	* 2/2004	Madore	D21/759
D488,203 S	* 4/2004	Madore et al.	D21/759
D490,490 S	* 5/2004	Gilbert et al.	D21/759
D490,871 S	* 6/2004	Gilbert et al.	D21/759
D500,351 S	* 12/2004	Schweigert et al.	D21/747

(21) Appl. No.: **29/211,294**
(22) Filed: **Aug. 13, 2004**

* cited by examiner

Primary Examiner—Mitchell Siegel

(51) **LOC (8) Cl.** **21-02**
(52) **U.S. Cl.** **D21/759**
(58) **Field of Classification Search** D21/747–751,
D21/759; 473/324–331, 350
See application file for complete search history.

(57) **CLAIM**

The ornamental design for a golf club back cavity, as shown and described.

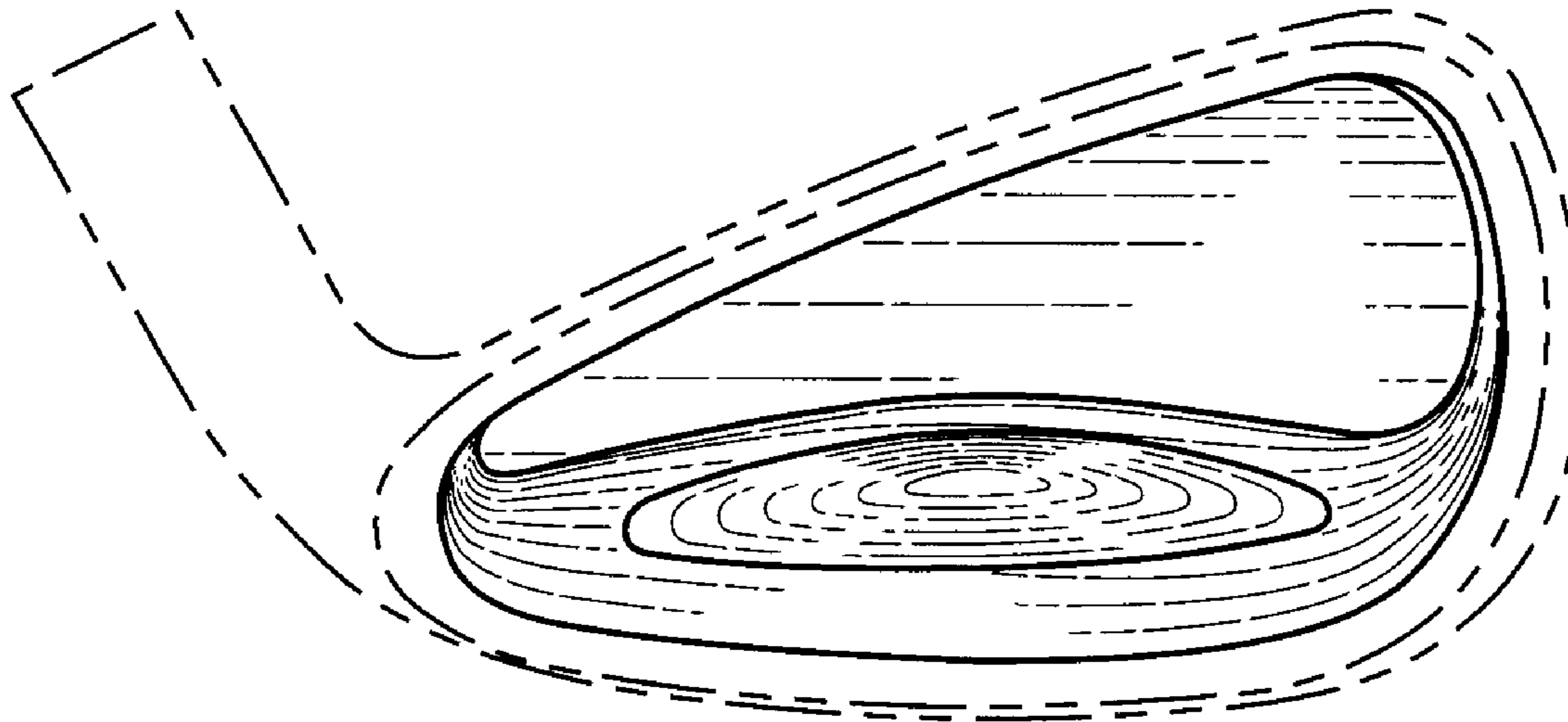
DESCRIPTION

FIG. 1 is a back plan view of our new golf club back cavity; FIG. 2 is a heel side perspective view thereof; FIG. 3 is a toe side perspective view thereof; FIG. 4 is a heel side view thereof; and, FIG. 5 is a cross-sectional view thereof. The portion of the club head outlined with the dotted lines is not part of the back cavity and does not form any portion of the present invention.

(56) **References Cited**
U.S. PATENT DOCUMENTS

D353,644 S	12/1994	Hirsch et al.	
5,658,209 A	* 8/1997	Blakemore	473/350
D401,637 S	11/1998	Best et al.	
D417,248 S	11/1999	Matsuo	D21/748
D437,625 S	2/2001	Turner	D21/749
D437,902 S	2/2001	Persinger	D21/748
D453,949 S	2/2002	Helmstetter et al.	D21/747
D454,606 S	3/2002	Helmstetter et al.	D21/747

1 Claim, 1 Drawing Sheet



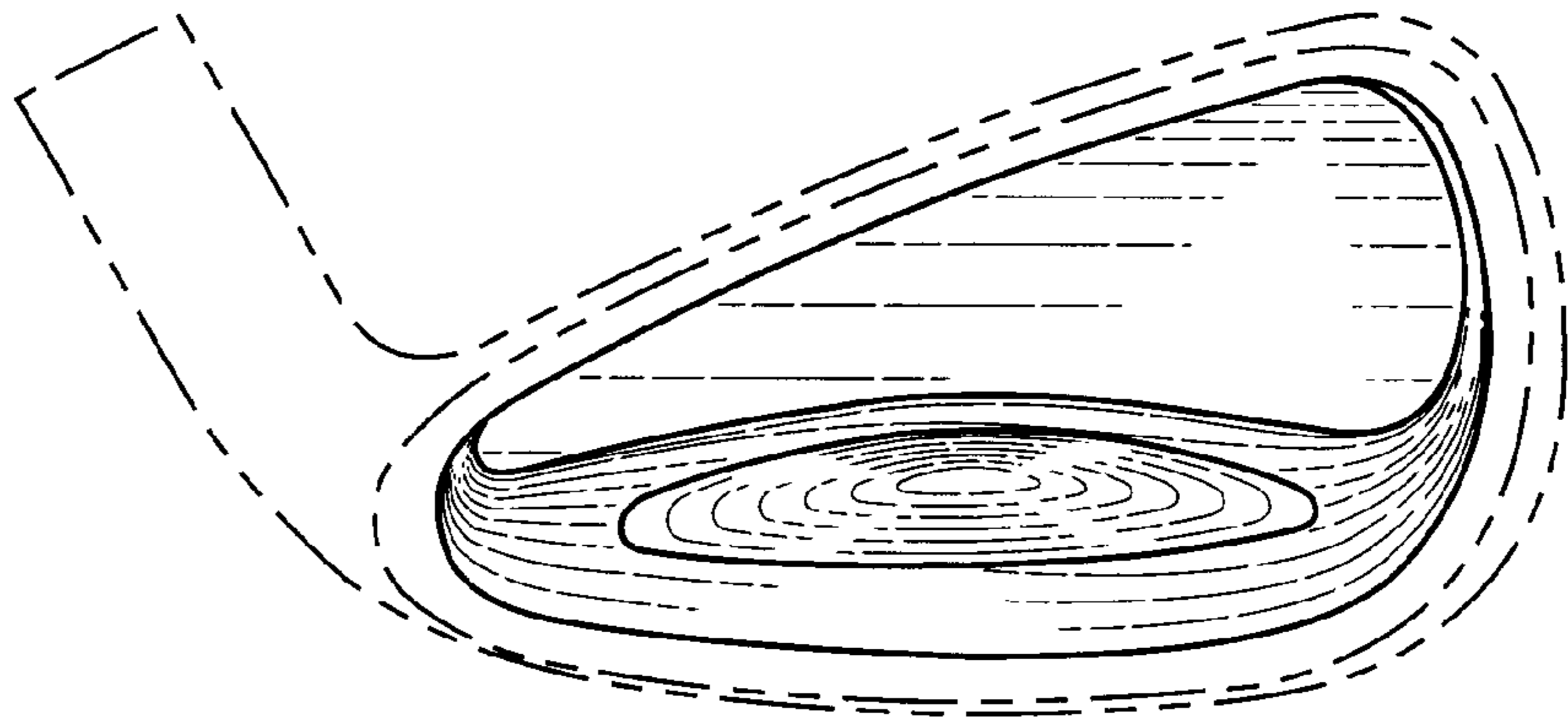


FIG. 1

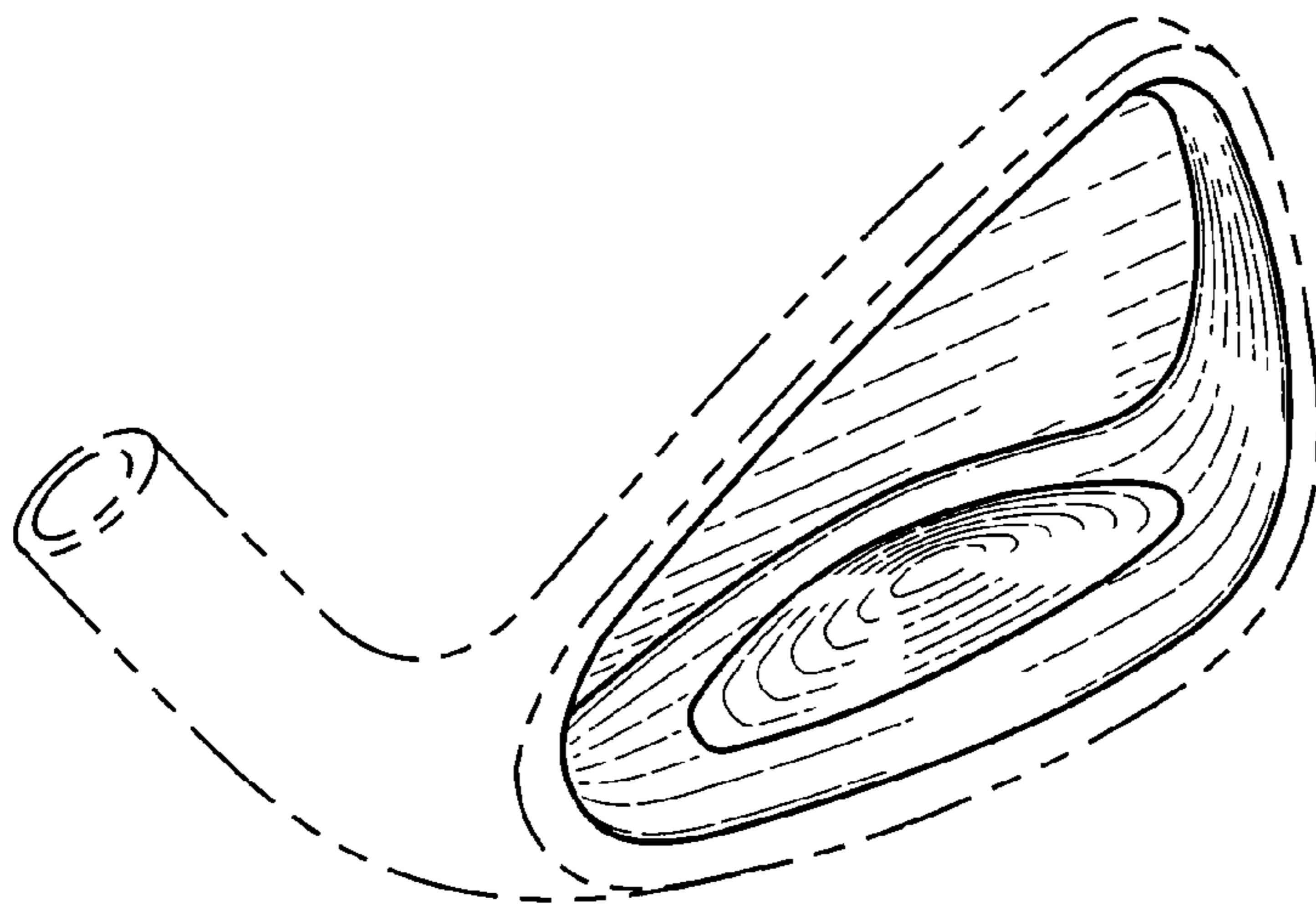


FIG. 2




FIG. 4

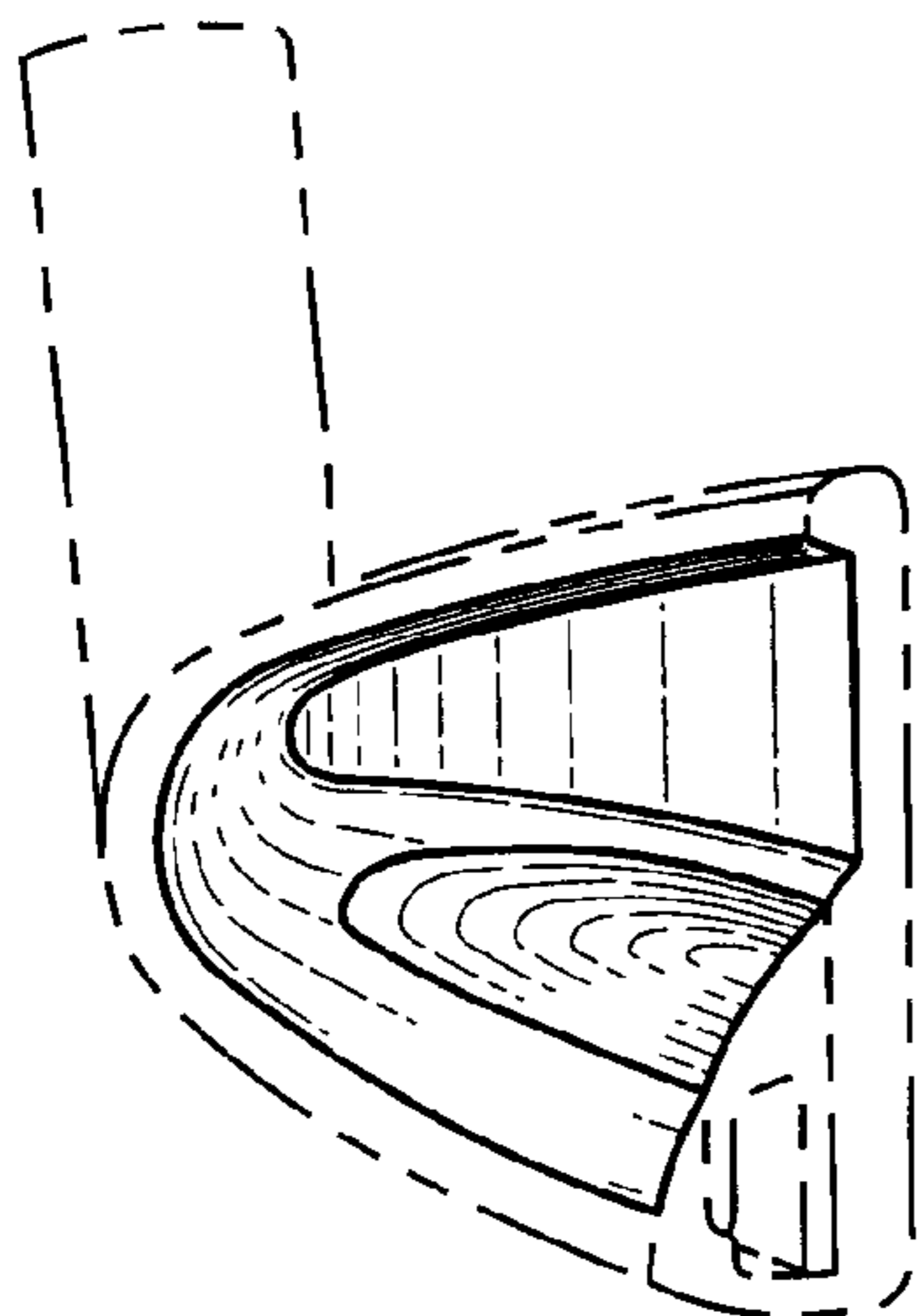


FIG. 5

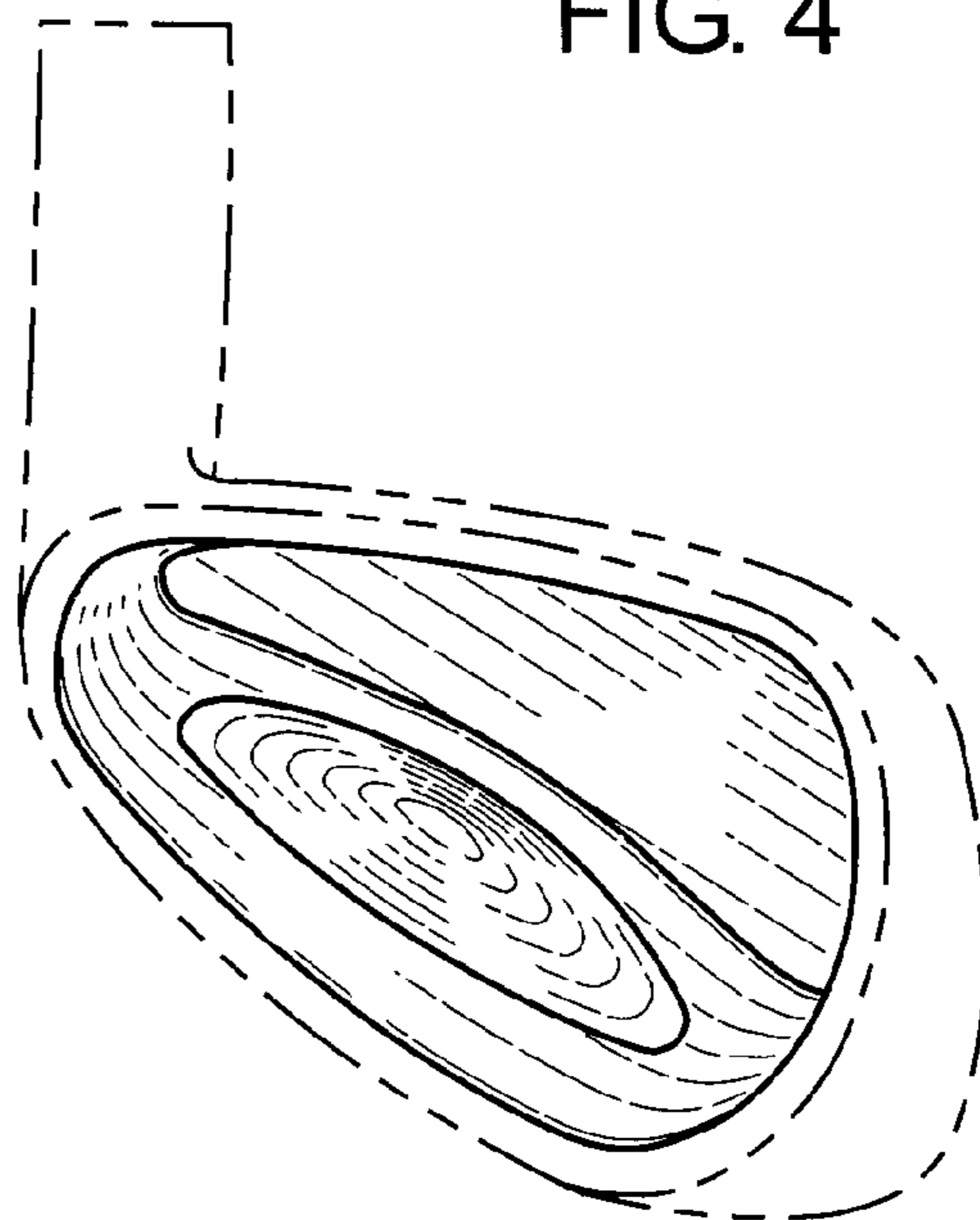


FIG. 3