



US00D515142S

(12) **United States Design Patent**  
**Kaplan et al.**

(10) **Patent No.:** **US D515,142 S**  
(45) **Date of Patent:** **\*\* Feb. 14, 2006**

(54) **BUTTERFLY CARD HOLDER**  
(76) Inventors: **Richard Kaplan**, 904 Lincoln Ave., St. Paul, MN (US) 55104; **Robert Ponzetti**, 245 Kelley Ave., Excelsior, MN (US) 55331

(\*\*) **Term:** **14 Years**

(21) **Appl. No.:** **29/220,390**

(22) **Filed:** **Dec. 29, 2004**

(51) **LOC (8) Cl.** ..... **20-03**

(52) **U.S. Cl.** ..... **D20/43; D20/30**

(58) **Field of Classification Search** ..... D20/10, D20/17, 29, 30, 31, 32, 40, 41, 43, 99; D6/313; D8/1; D11/47, 49, 57, 137; 40/607.01, 607.05, 40/642.02, 645.659, 661.05

See application file for complete search history.

(56) **References Cited**

**U.S. PATENT DOCUMENTS**

D23,514 S	*	7/1894	Theberath	.....	D11/47
551,000 A	*	12/1895	Parker	.....	47/47
D26,320 S		11/1896	Arkin		
D27,364 S		7/1897	Hill et al.		
D32,692 S		5/1900	Muth		
887,150 A		5/1908	Thomson		
D42,177 S	*	2/1912	Reininger	.....	D11/47
1,916,305 A		7/1933	Brigham		
2,003,101 A		5/1935	Asman		
2,229,527 A		1/1941	Schouman		
D134,190 S	*	10/1942	Kafka	.....	D20/30
D163,630 S	*	6/1951	Pollock	.....	D7/402
D180,180 S	*	4/1957	Erenhouse	.....	D28/39
3,721,414 A		3/1973	Yoder		
D249,191 S		8/1978	Boecher		
D249,192 S		8/1978	Boecher		
D249,193 S		8/1978	Boecher		
D308,802 S		6/1990	Ward		

5,570,863 A		11/1996	Cooper		
D404,074 S		1/1999	Sarriugarte et al.		
D409,458 S		5/1999	Brown		
6,195,926 B1		3/2001	Jarl et al.		
D445,264 S		7/2001	Dutour et al.		
6,389,744 B1		5/2002	Pugh		
D492,554 S	*	7/2004	Weiser et al.	.....	D8/1
6,834,462 B2	*	12/2004	Conde	.....	47/33
D500,525 S		1/2005	Kaplan et al.		
D502,223 S		2/2005	Kaplan et al.		

**OTHER PUBLICATIONS**

Photocopy of floral card holder having butterfly and spiral for holding card; known prior to Dec. 29, 2003.

\* cited by examiner

*Primary Examiner*—Robert M. Spear  
(74) *Attorney, Agent, or Firm*—Merchant & Gould P.C.

(57) **CLAIM**

The ornamental design for a butterfly card holder, as shown and described.

**DESCRIPTION**

FIG. 1 is front view of a butterfly card holder according to the present invention;  
FIG. 2 is a back view of the butter card holder according to the present invention;  
FIG. 3 is a right side view of the butterfly card holder according to the present invention;  
FIG. 4 is a left side view of the butterfly card holder according to the present invention;  
FIG. 5 is a top view of the butterfly card holder according to the present invention; and,  
FIG. 6 is a bottom view of the butterfly card holder according to the present invention.  
The shaft of the butterfly card holder has been shown broken away to indicate indeterminate length.

**1 Claim, 2 Drawing Sheets**

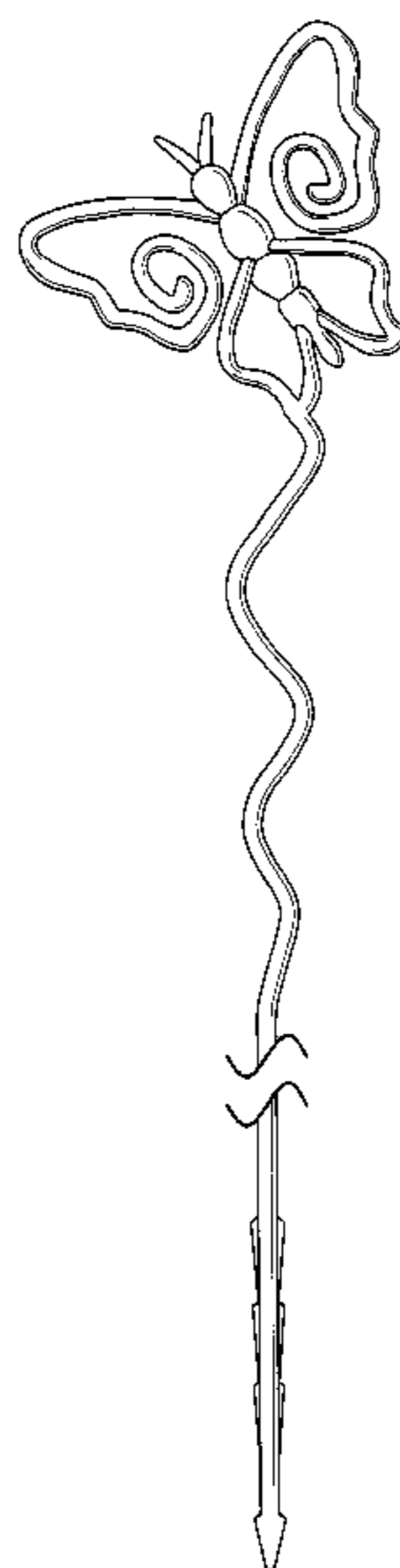


FIG.1

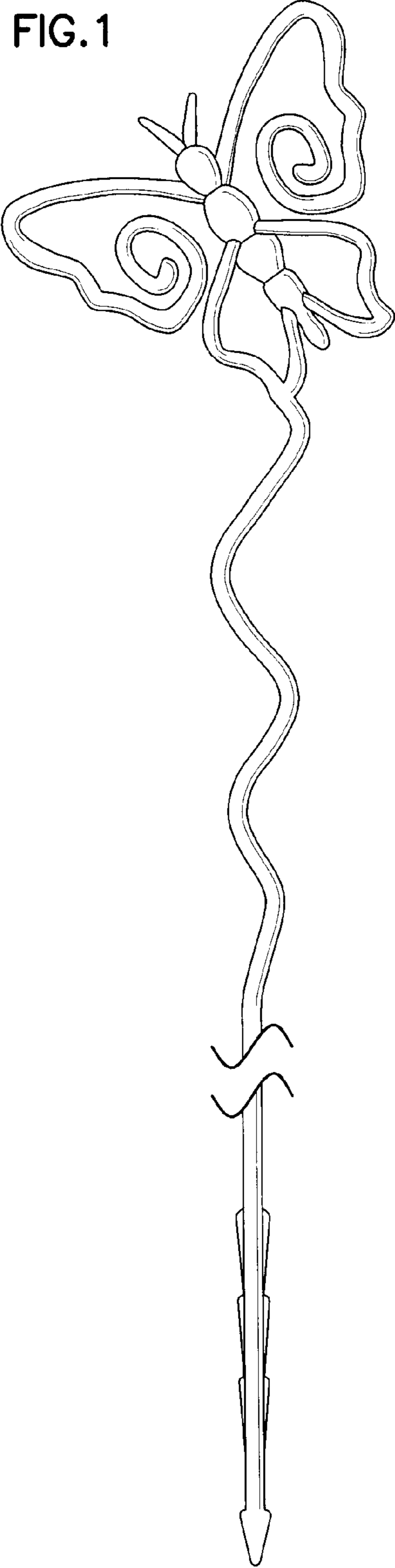


FIG.2

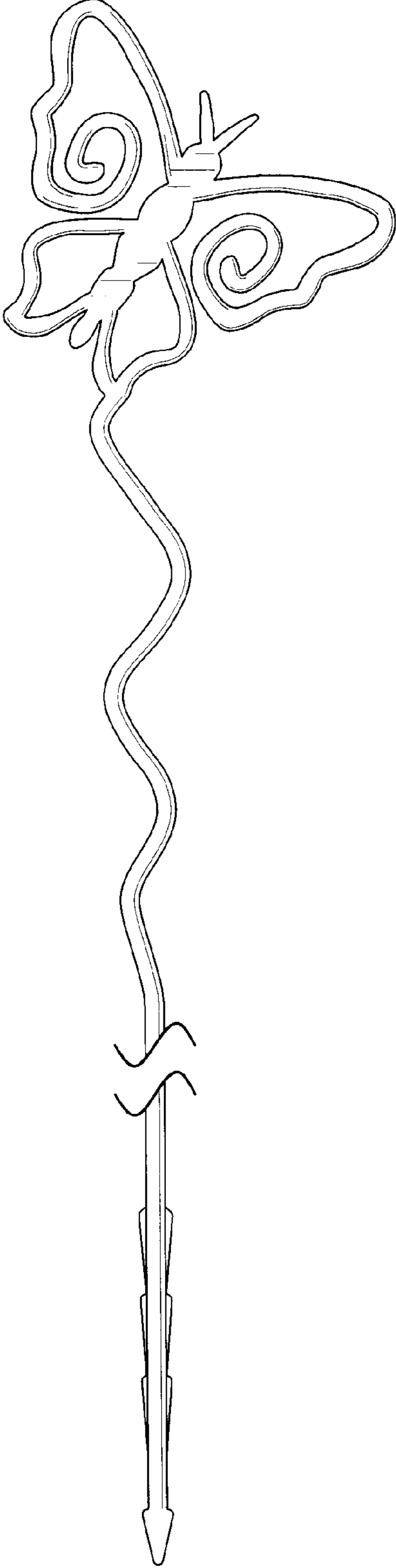


FIG.3

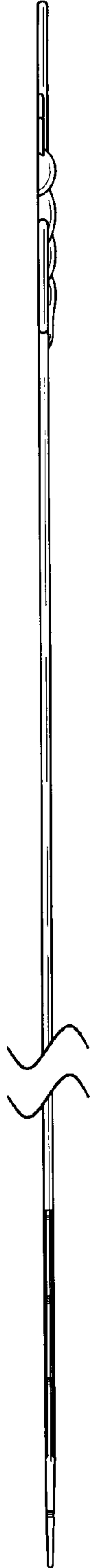


FIG.4

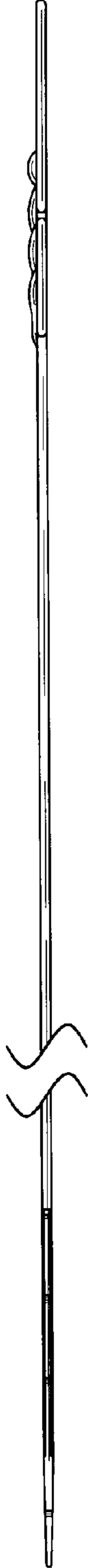


FIG.5



FIG.6

