



US00D515140S

(12) **United States Design Patent**
Li

(10) **Patent No.:** **US D515,140 S**

(45) **Date of Patent:** **** Feb. 14, 2006**

(54) **LABEL FOR CONNECT PORTS**

D261,778 S * 11/1981 Wippen D20/27
D322,815 S * 12/1991 Gollon D20/27
D490,114 S * 5/2004 Dalmau-Salmons D20/27

(75) **Inventor:** **Yi-Shan Li, Taipei (TW)**

* cited by examiner

(73) **Assignee:** **Inventec Corporation, Taipei (TW)**

Primary Examiner—Robert M. Spear

(**) **Term:** **14 Years**

(74) *Attorney, Agent, or Firm*—Birch, Stewart, Kolasch & Birch, LLP

(21) **Appl. No.:** **29/222,001**

(57) **CLAIM**

(22) **Filed:** **Jan. 26, 2005**

The ornamental design for a “label for connect ports,” as shown and described.

(51) **LOC (8) Cl.** **19-08**

(52) **U.S. Cl.** **D20/27**

(58) **Field of Classification Search** D20/22,
D20/27, 40, 42, 43, 44, 99; D19/1, 2; 40/1,
40/5, 6, 360, 630, 637, 638, 675, 299; 206/232,
206/459.5; 283/67, 75, 81, 101, 900; 428/40.1,
428/41.8, 42.3

See application file for complete search history.

DESCRIPTION

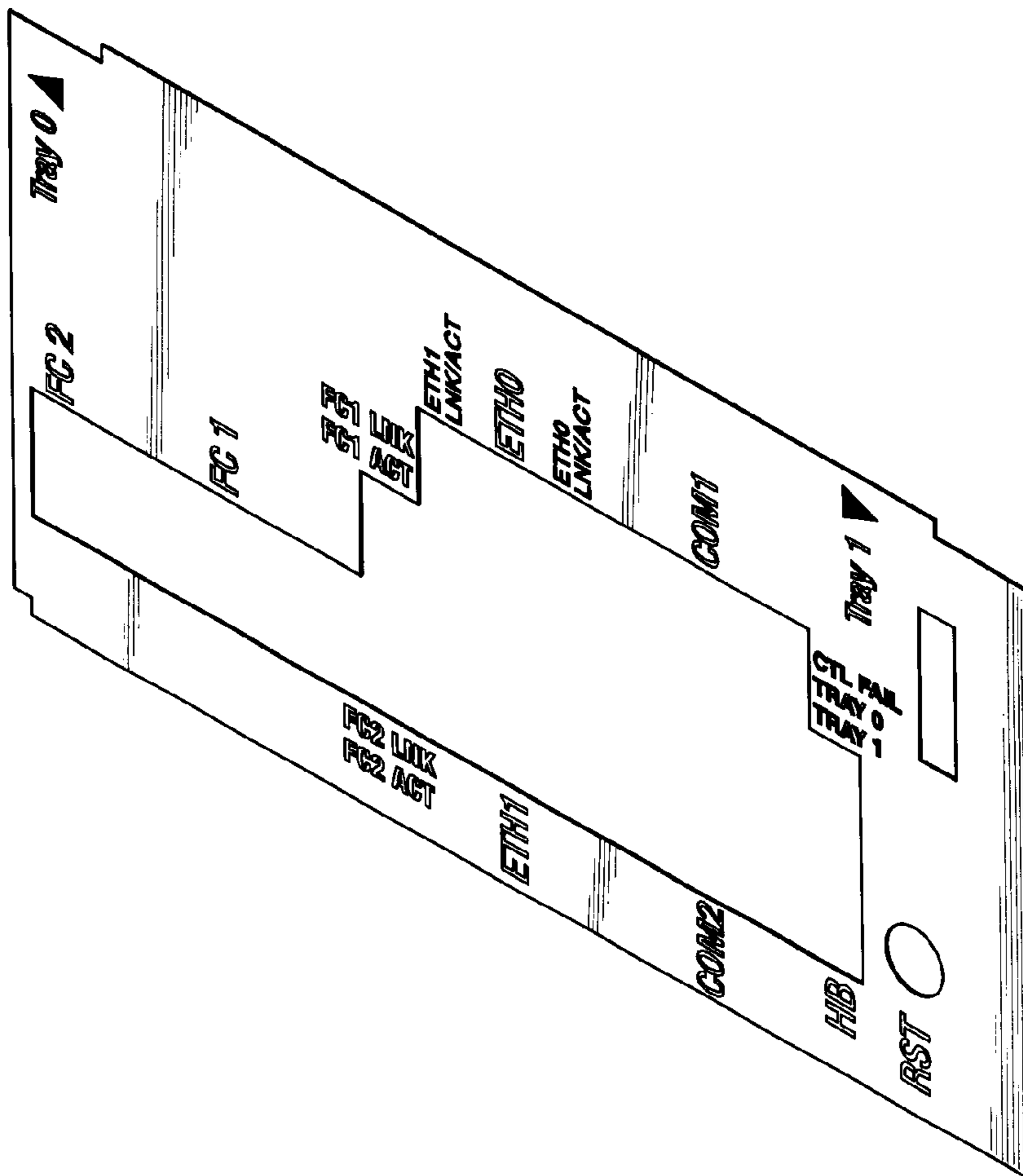
FIG. 1 is a perspective view of label for connect ports showing our new design;
FIG. 2 is a front view thereof;
FIG. 3 is a rear view thereof;
FIG. 4 is a left side elevational view thereof;
FIG. 5 is a right side elevational view thereof;
FIG. 6 is a top view thereof; and,
FIG. 7 is a bottom view thereof.

(56) **References Cited**

U.S. PATENT DOCUMENTS

D251,477 S * 4/1979 Hedstrom et al. D20/43

1 Claim, 3 Drawing Sheets



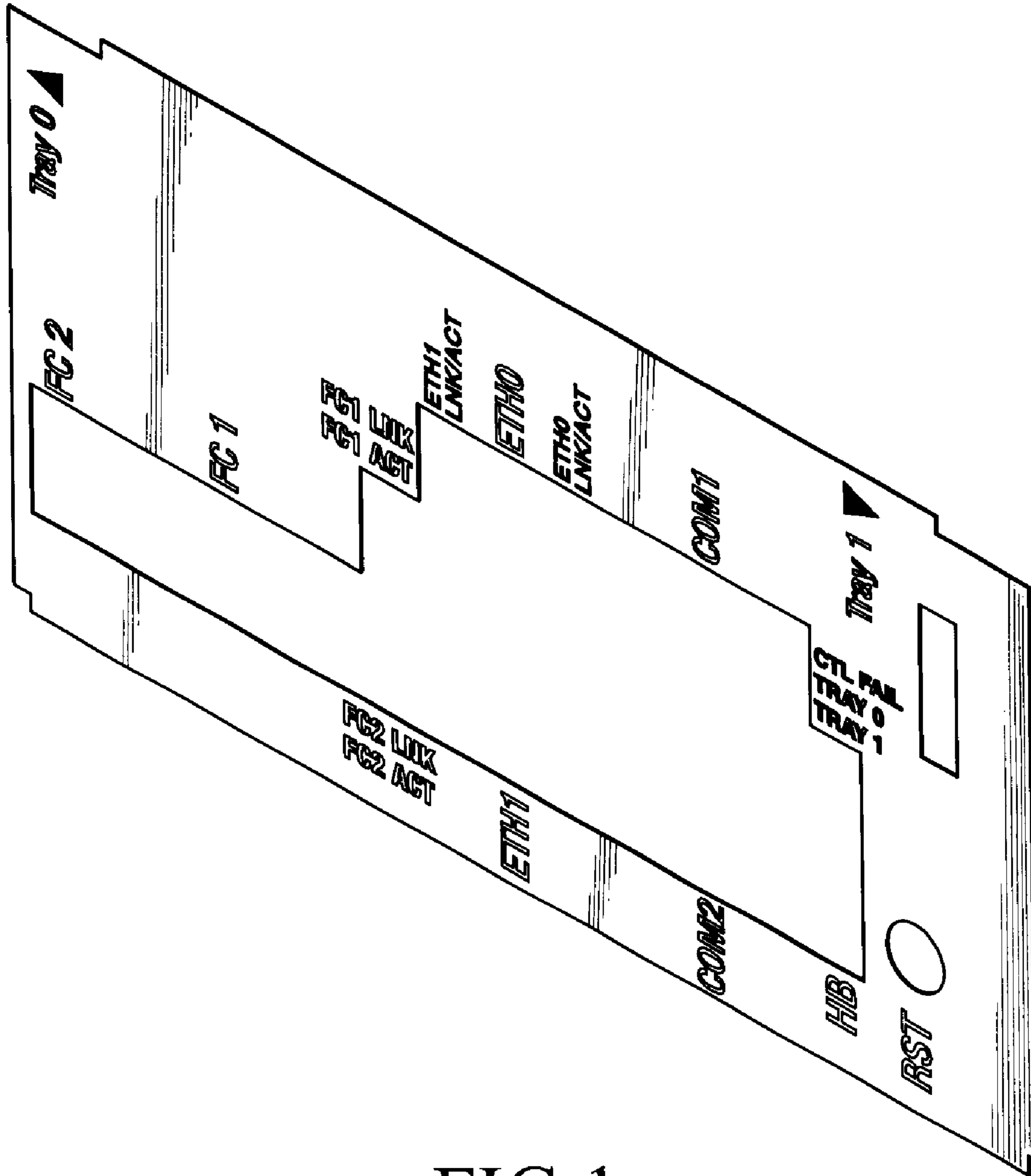


FIG. 1

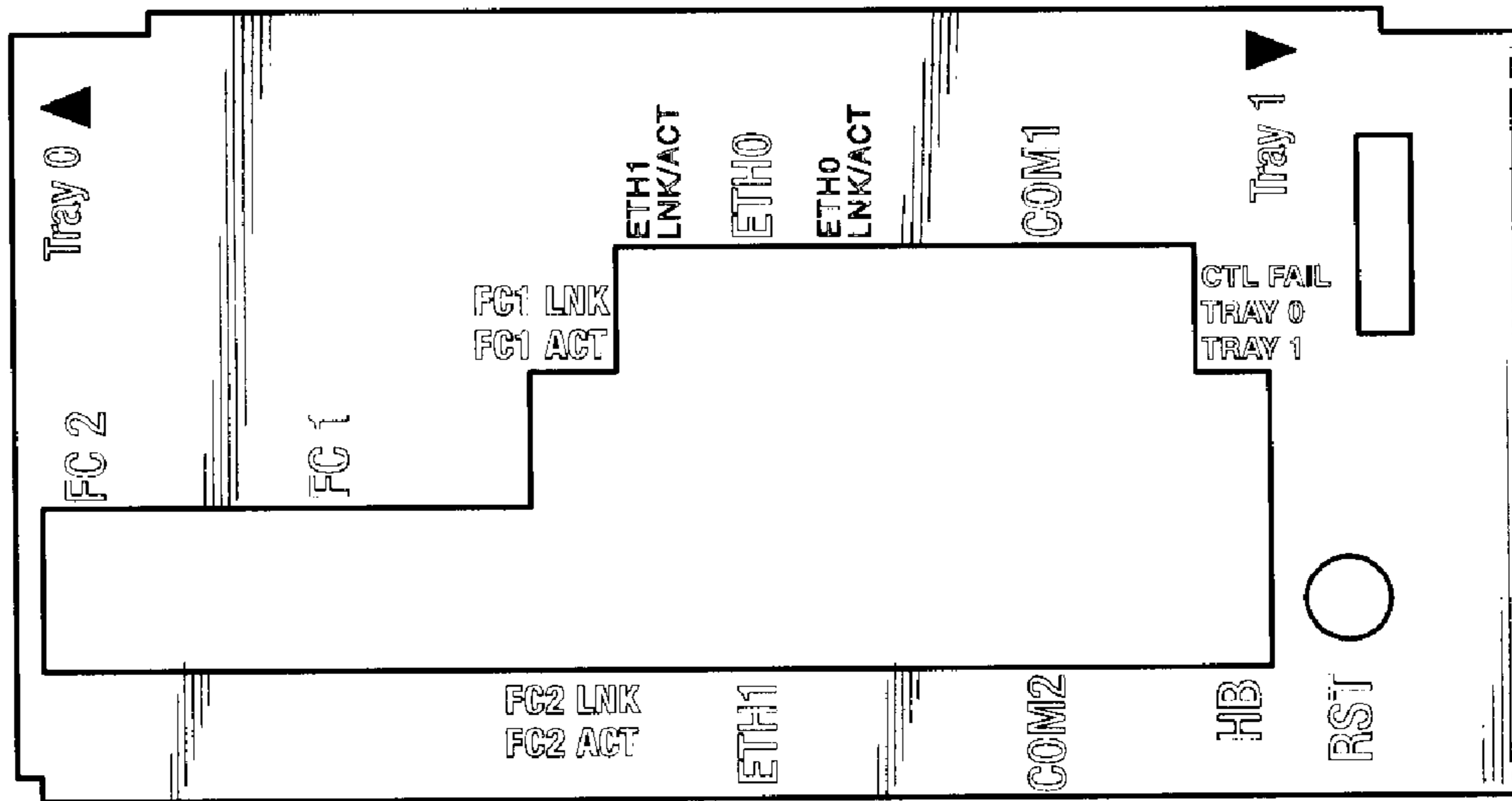


FIG. 2

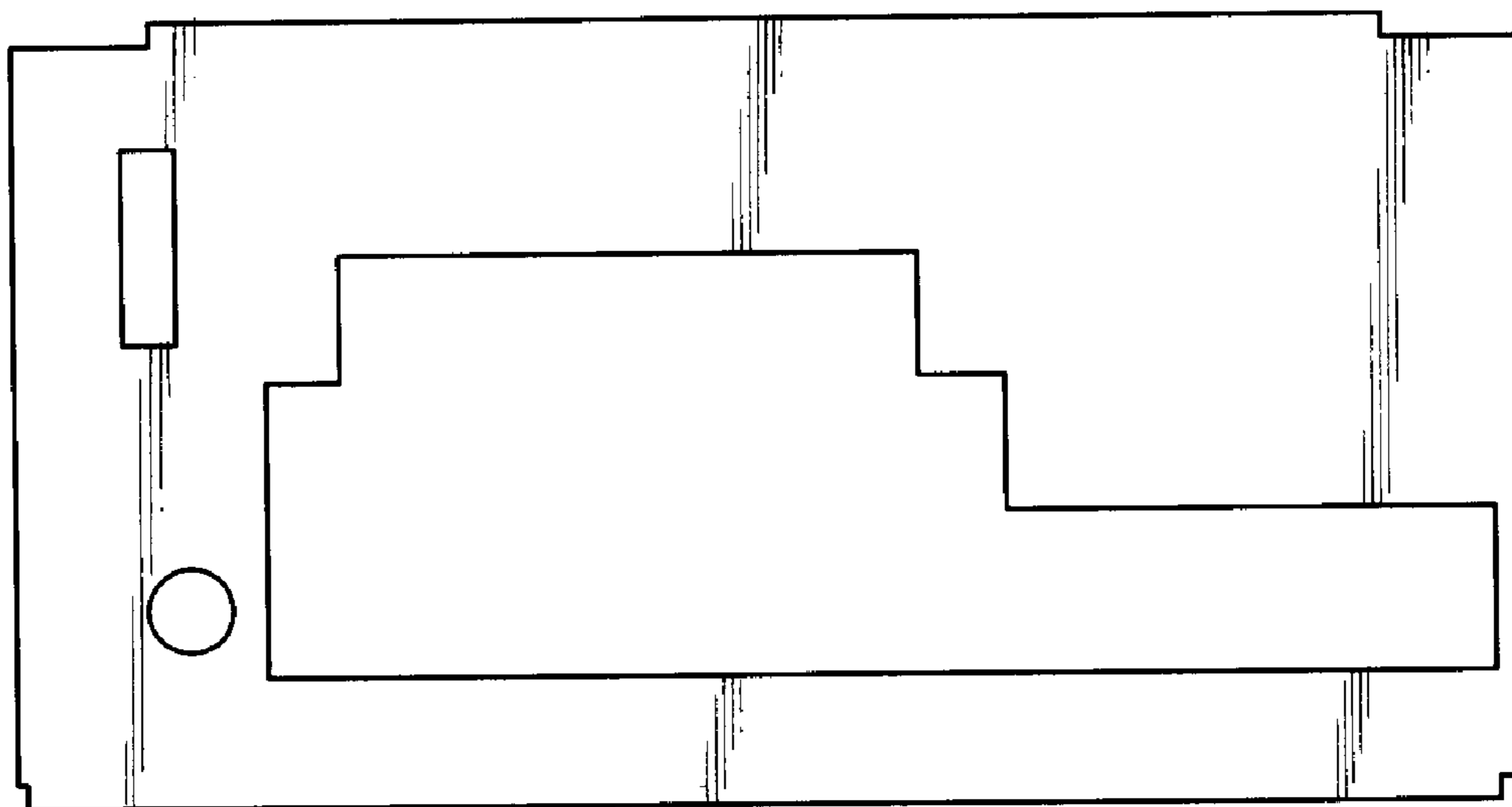


FIG. 3



FIG. 4



FIG. 5



FIG. 6



FIG. 7