



US00D515133S

(12) **United States Design Patent**  
**Kaplan**

(10) **Patent No.:** **US D515,133 S**  
(45) **Date of Patent:** **\*\* Feb. 14, 2006**

- (54) **GREETING CARD**
- (75) **Inventor:** **Mark Kaplan**, New York, NY (US)
- (73) **Assignee:** **The Mark Kaplan Studio**, New York, NY (US)
- (\*\*) **Term:** **14 Years**
- (21) **Appl. No.:** **29/217,974**
- (22) **Filed:** **Nov. 24, 2004**

2,144,512 A	1/1939	Schwartz	
2,145,610 A	1/1939	Rundle	
2,395,118 A	2/1946	Havel	
2,473,049 A	* 6/1949	Bledsoe, Jr. ....	310/34
D164,325 S	5/1951	Robins	
D199,471 S	10/1964	Zeibow	
3,181,261 A	5/1965	Swatz	
3,552,749 A	1/1971	Piggotte	
D283,148 S	3/1986	Coyne	
5,010,669 A	4/1991	Moran	
D343,585 S	1/1994	Strong	
5,542,709 A	* 8/1996	Evans .....	283/61
D375,527 S	11/1996	Keogh	
D382,019 S	8/1997	King et al.	
D387,381 S	12/1997	Littmann	
D400,431 S	* 11/1998	Gouveia et al. ....	D9/618
D414,815 S	10/1999	McDonald	
D429,325 S	8/2000	Macaree	
D437,123 S	2/2001	Leon	
2004/0128876 A1	* 7/2004	Cheek et al. ....	40/124.12

**Related U.S. Application Data**

- (62) Division of application No. 29/159,074, filed on Apr. 15, 2002, now Pat. No. Des. 500,788.
- (51) **LOC (8) Cl.** ..... **19-01**
- (52) **U.S. Cl.** ..... **D19/8**
- (58) **Field of Classification Search** ..... D19/1-8;  
D20/23, 29, 30, 31, 32; D21/621, 623, 627,  
D21/630, 659; 40/124.01-124.18, 539, 672,  
40/421; 283/117; 446/147, 148, 149, 150,  
446/387, 388, 391  
See application file for complete search history.

\* cited by examiner

*Primary Examiner*—Jeffrey Asch  
*Assistant Examiner*—Elizabeth Albert  
(74) *Attorney, Agent, or Firm*—Bradley N. Ruben

(56) **References Cited**

**U.S. PATENT DOCUMENTS**

1,287,380 A	12/1918	Matthews	
1,385,670 A	7/1921	Docker et al.	
1,516,159 A	* 11/1924	Southworth et al. ....	40/539
D81,344 S	6/1930	Levy et al.	
D91,490 S	2/1934	Lewy	
1,969,768 A	* 8/1934	Stuart .....	446/148
2,036,468 A	4/1936	Ellsworth	
2,113,406 A	* 4/1938	Koeble .....	40/124.16

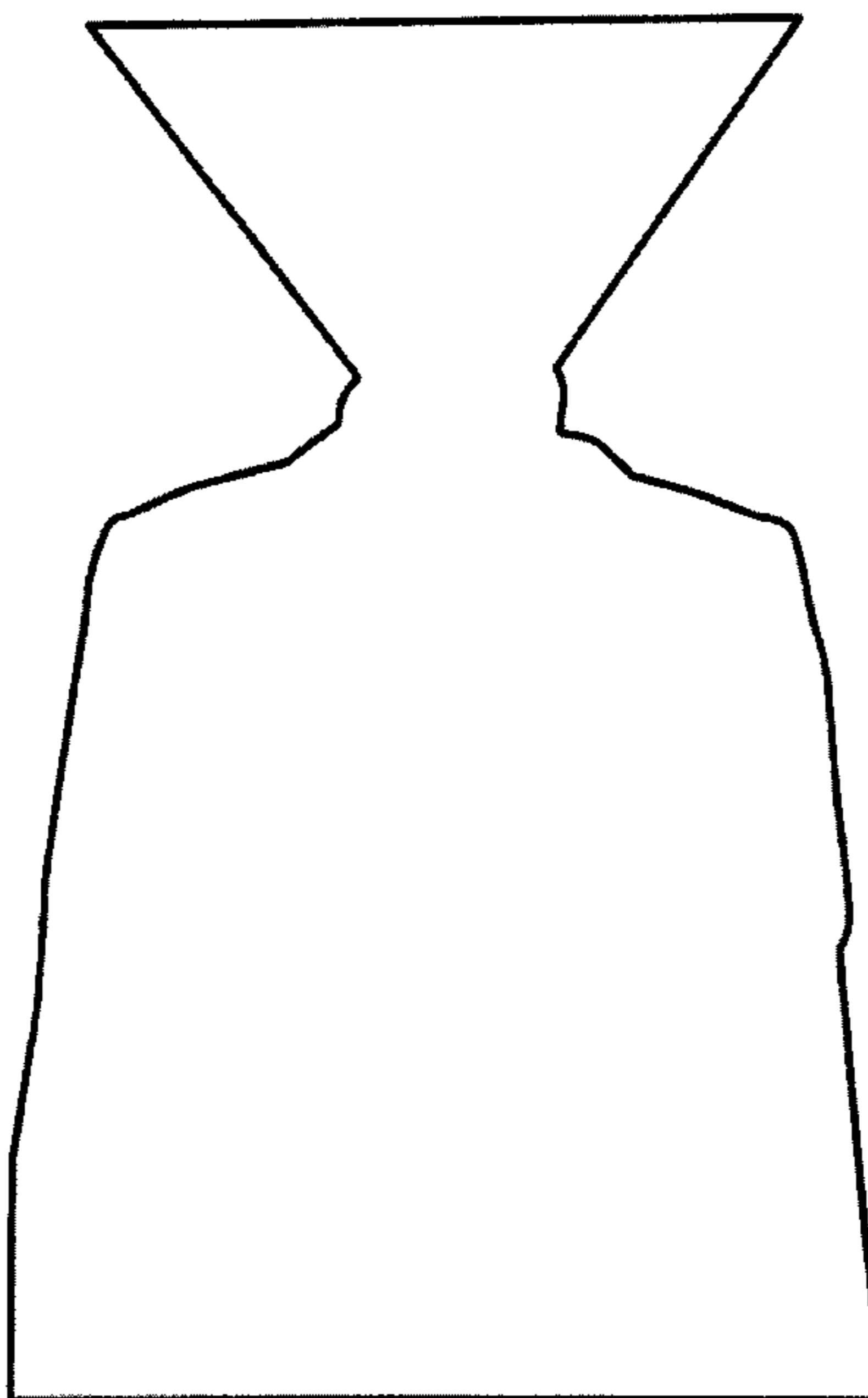
(57) **CLAIM**

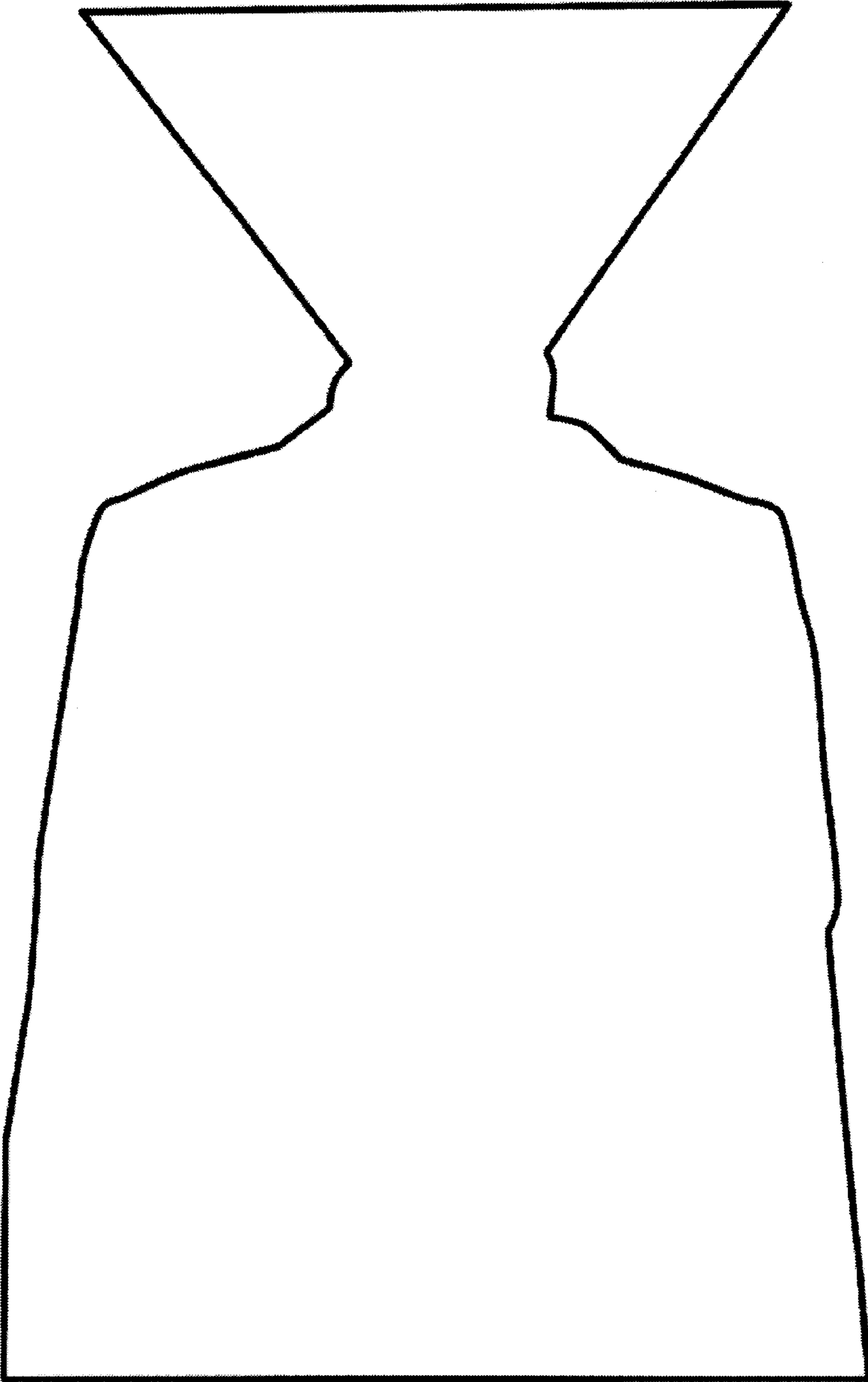
The ornamental design for a greeting card, as shown and described.

**DESCRIPTION**

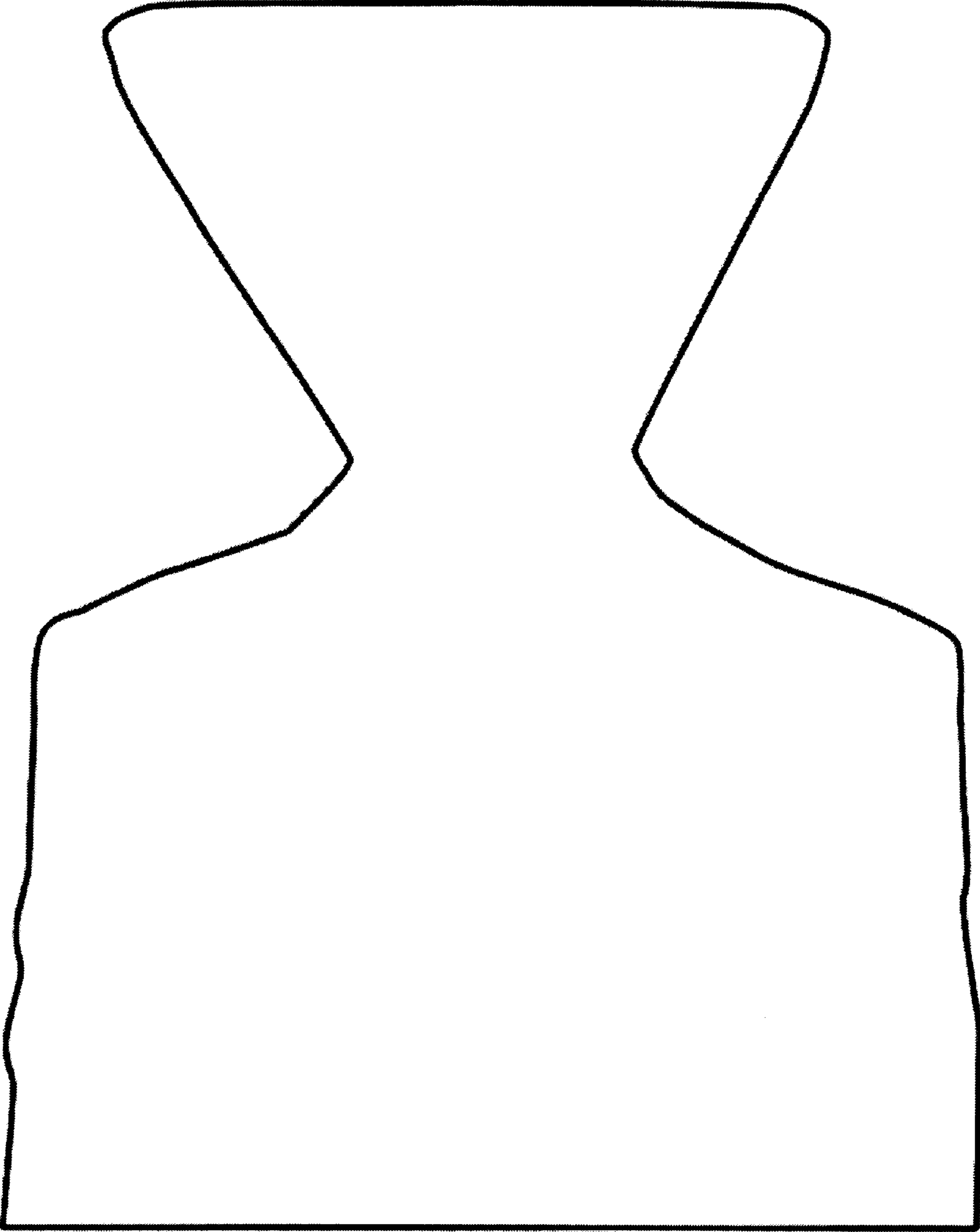
FIG. 1 is a front elevational view of a first embodiment of a greeting card shown my new design; and, FIG. 2 is a front elevational view of a second embodiment of a greeting card shown my new design.

**1 Claim, 2 Drawing Sheets**





**Fig. 1**



**Fig. 2**