



US00D515116S

(12) **United States Design Patent**
Sollami

(10) **Patent No.:** **US D515,116 S**

(45) **Date of Patent:** **** Feb. 14, 2006**

(54) **DRILL BIT BLADE**

(76) Inventor: **Jimmie L. Sollami**, 1017 Weaver Rd.,
Herrin, IL (US) 62948

(**) Term: **14 Years**

(21) Appl. No.: **29/217,270**

(22) Filed: **Nov. 15, 2004**

Related U.S. Application Data

(63) Continuation-in-part of application No. 10/264,121, filed on
Oct. 3, 2002, now Pat. No. 6,817,429.

(51) **LOC (8) Cl.** **15-09**

(52) **U.S. Cl.** **D15/139**

(58) **Field of Classification Search** D15/138,
D15/139; 175/420.1, 420.2, 426-435
See application file for complete search history.

(56) **References Cited**

U.S. PATENT DOCUMENTS

2,707,619 A	5/1955	Andersson	
2,902,260 A	9/1959	Tilden	
3,447,616 A	6/1969	Granat	
4,314,616 A	2/1982	Rauckhorst et al.	
4,342,368 A	* 8/1982	Denman	175/420.1
4,489,796 A	12/1984	Sanchez et al.	
4,550,791 A	11/1985	Isakov	
4,787,464 A	11/1988	Ojanen	
5,184,689 A	2/1993	Sheirer et al.	
D340,248 S	10/1993	Brady	
5,269,387 A	12/1993	Nance	
5,287,937 A	* 2/1994	Sollami et al.	175/420.1
5,297,643 A	3/1994	Montgomery, Jr. et al.	
5,311,959 A	5/1994	Adams	
D351,174 S	10/1994	Brady	
5,375,672 A	* 12/1994	Peay et al.	175/420.1

5,429,199 A	7/1995	Sheirer et al.	
5,458,210 A	10/1995	Sollami	
5,628,376 A	5/1997	Kleine	
5,630,478 A	5/1997	Schimke	
5,735,648 A	* 4/1998	Kleine	175/420.1
5,829,540 A	* 11/1998	Peay et al.	175/420.1
5,996,715 A	12/1999	Reay et al.	
6,026,918 A	2/2000	Briese	
6,044,919 A	4/2000	Briese	
D424,579 S	5/2000	Brady	
D430,578 S	9/2000	Brady	
6,145,606 A	11/2000	Haga	
6,260,637 B1	* 7/2001	Hausmann et al.	175/420.1
6,260,638 B1	7/2001	Massa et al.	
6,267,542 B1	7/2001	Salmon	
6,328,506 B1	* 12/2001	Turner et al.	175/420.1
6,446,741 B1	* 9/2002	Kersten et al.	175/420.1
6,454,029 B1	* 9/2002	Loots et al.	175/420.1
6,817,429 B2	* 11/2004	Sollami	175/420.1

* cited by examiner

Primary Examiner—Antoine D. Davis

(74) *Attorney, Agent, or Firm*—Pitts and Brittan, P.C.

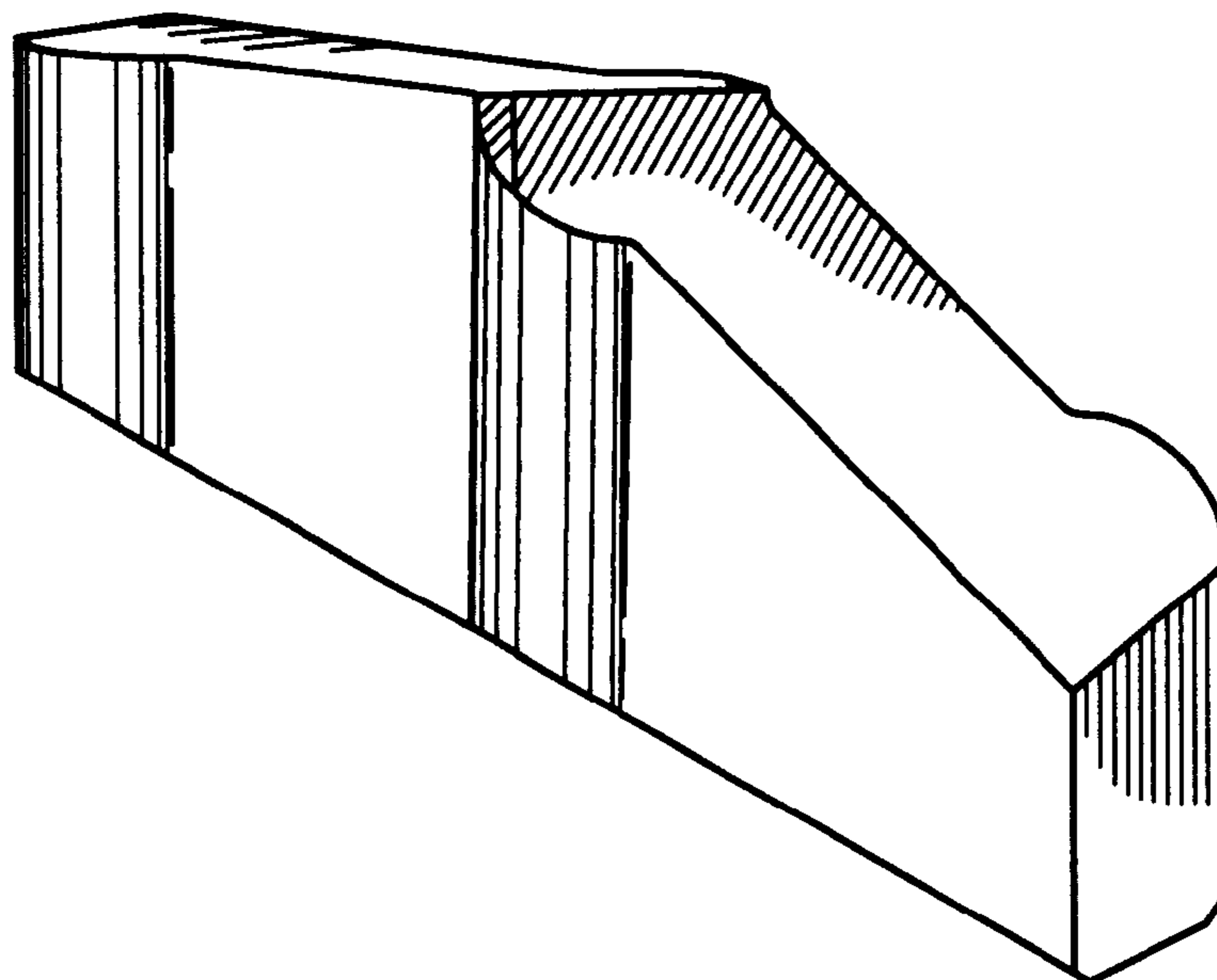
(57) **CLAIM**

The ornamental design for a drill bit blade, as shown and described.

DESCRIPTION

FIG. 1 is a perspective illustration of the drill bit blade of the present invention;
FIG. 2 is a front elevation view of the drill bit blade of FIG. 1, the rear elevation view being a mirror image thereto;
FIG. 3 is a left end elevation view of the drill bit blade of FIG. 1, the right end elevation being a mirror image thereto;
FIG. 4 is a top plan view of the drill bit blade of FIG. 1; and,
FIG. 5 is a bottom plan view of the drill bit blade of FIG. 1.

1 Claim, 2 Drawing Sheets



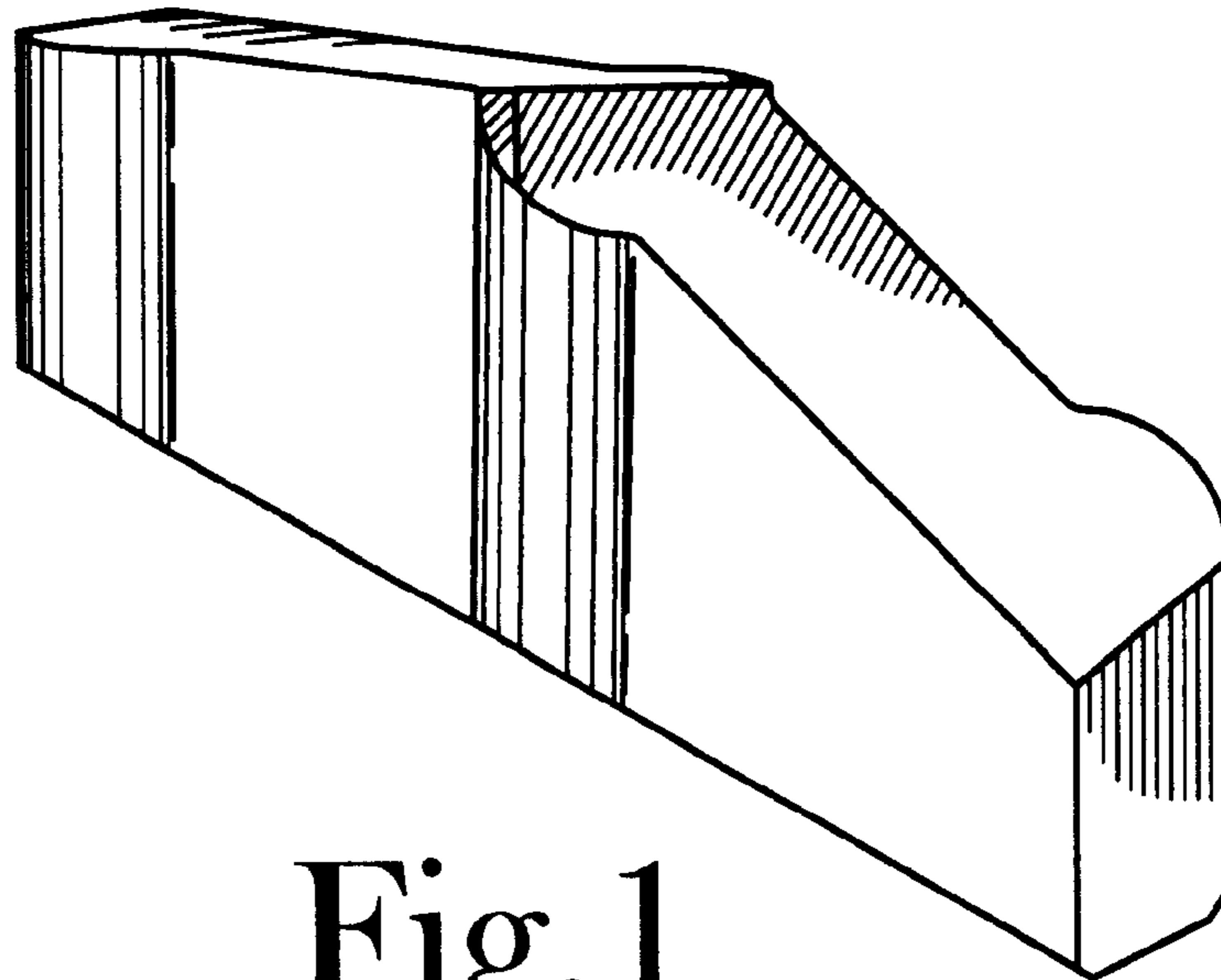


Fig. 1

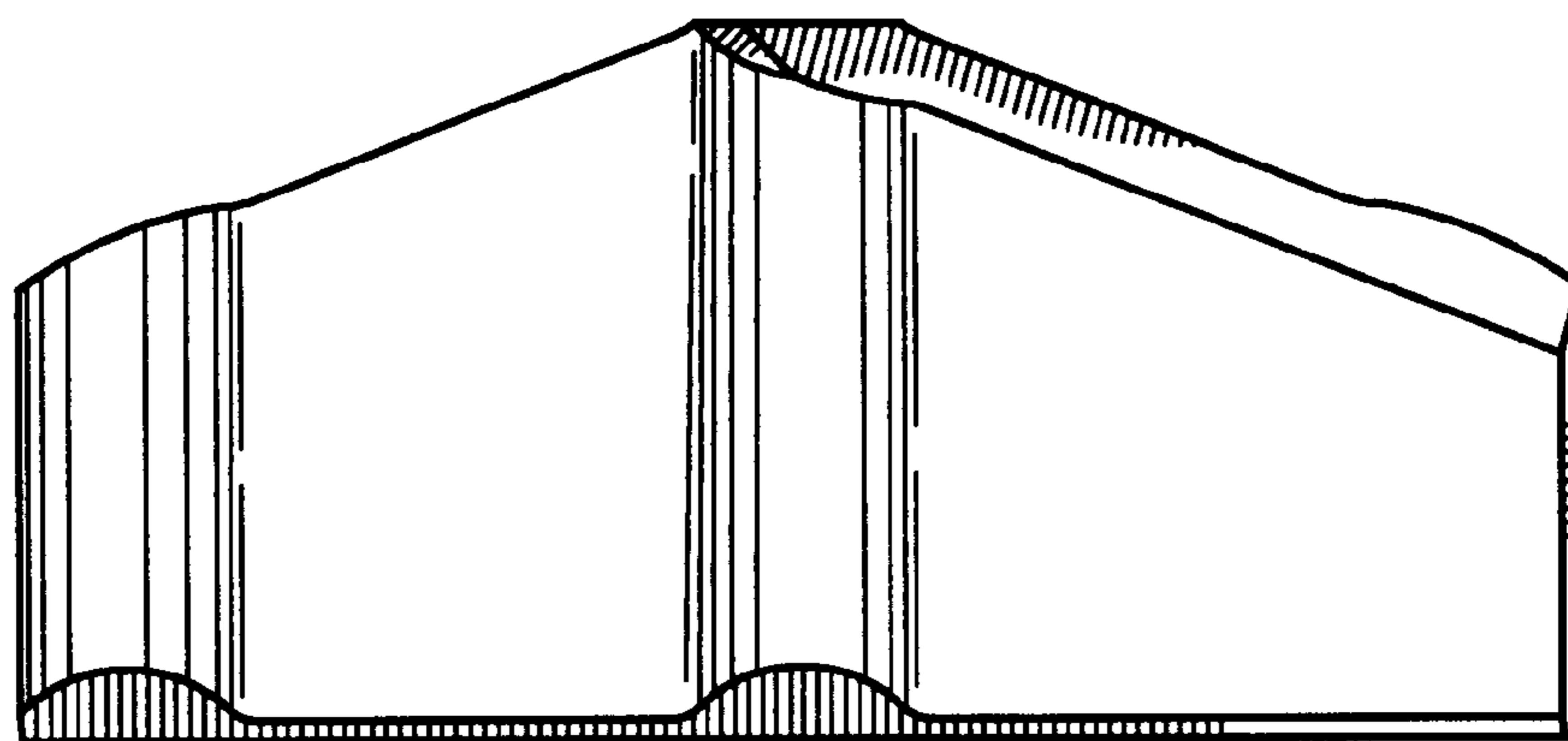


Fig. 2

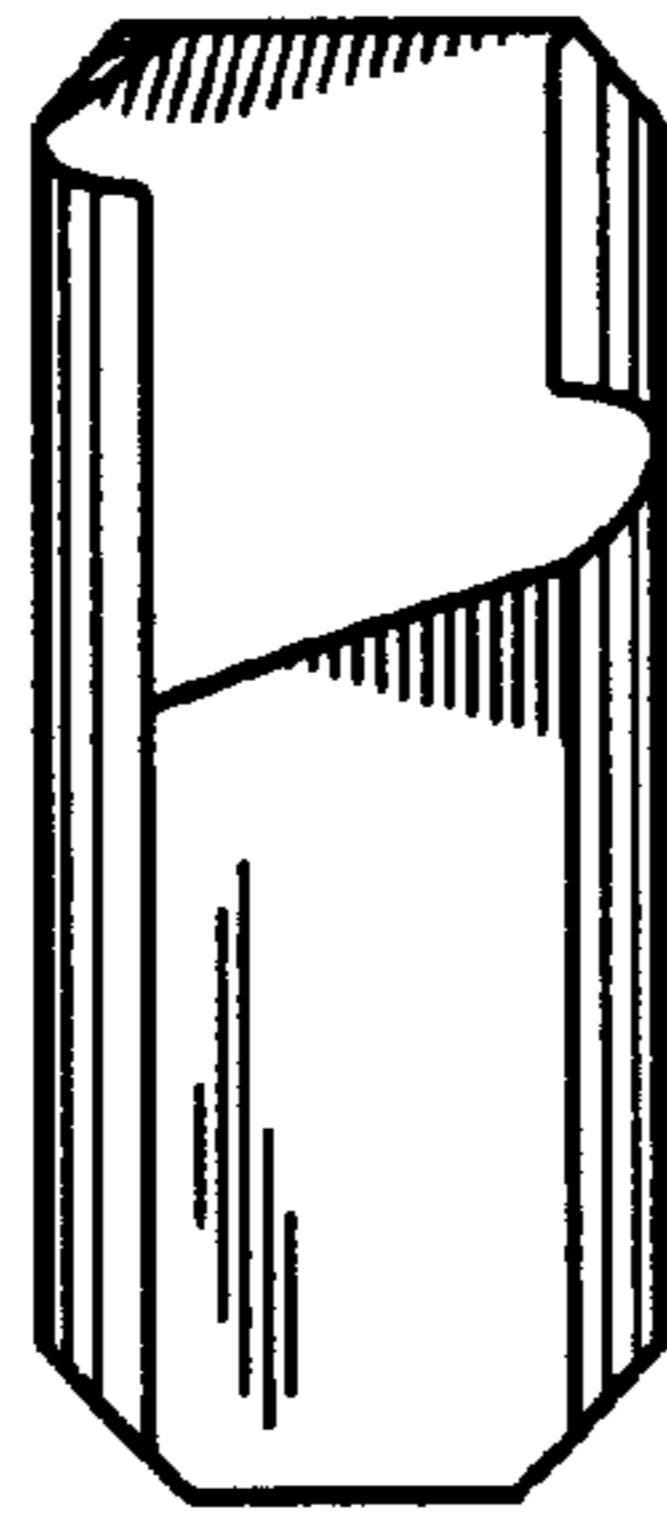


Fig. 3

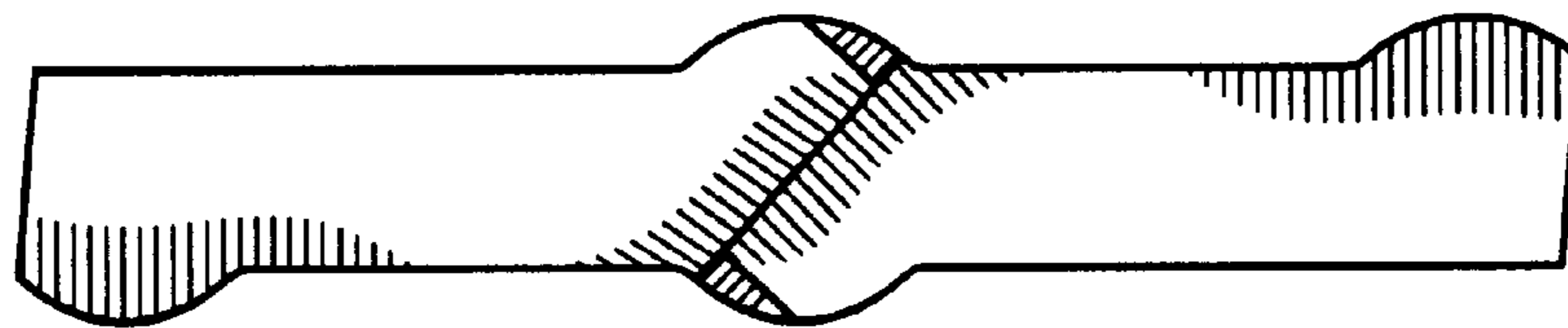


Fig. 4

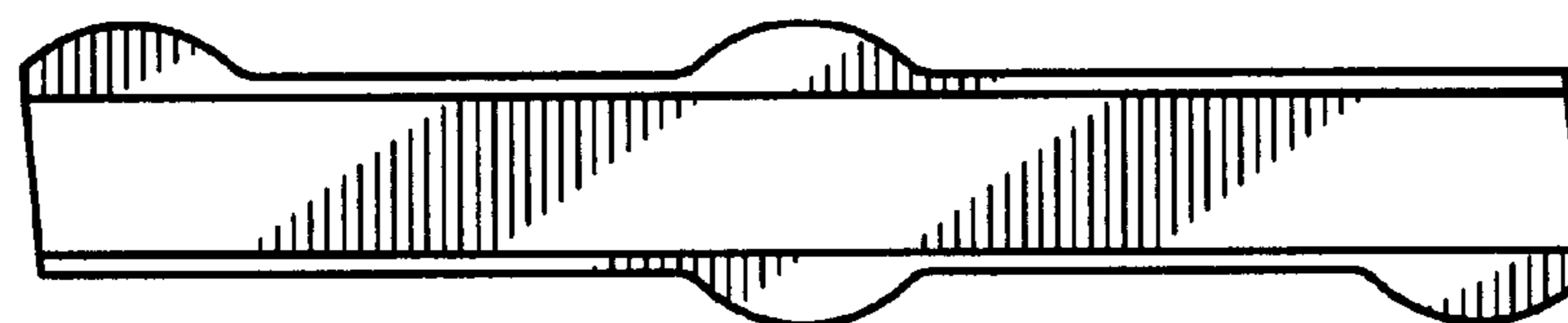


Fig. 5