



US00D515074S

(12) **United States Design Patent**
Jacobson et al.

(10) **Patent No.:** **US D515,074 S**

(45) **Date of Patent:** **** Feb. 14, 2006**

(54) **BOOM MICROPHONE**

(75) Inventors: **Robert W. Jacobson**, Camas, WA
(US); **Dominic C. Amae**, Vancouver,
WA (US); **Omer Kotzer**, Portland, OR
(US); **Jamian Cobbett**, Portland, OR
(US)

(73) Assignee: **Logitech Europe S.A.**,
Romanel-sun-Morges (CH)

(**) Term: **14 Years**

(21) Appl. No.: **29/193,825**

(22) Filed: **Nov. 13, 2003**

(51) **LOC (8) Cl.** **14-01**

(52) **U.S. Cl.** **D14/225**

(58) **Field of Classification Search** D14/147-148,
D14/188, 192, 205, 206, 223; 181/128, 129,
181/130; 379/430, 431, 432, 433; 381/370,
381/376, 377, 378, 379, 380, 381

See application file for complete search history.

(56) **References Cited**

U.S. PATENT DOCUMENTS

D337,116 S * 7/1993 Hattori D14/206
D365,559 S * 12/1995 Fathi D14/142
D377,020 S * 12/1996 Bungardt et al. D14/205
D385,272 S * 10/1997 Jensen et al. D14/142
5,787,166 A * 7/1998 Ullman 379/430

6,101,260 A * 8/2000 Jensen et al. 381/381
D447,472 S * 9/2001 McGugan D14/225
D465,208 S * 11/2002 Lee et al. D14/206
D482,019 S * 11/2003 Petersen et al. D14/206
D488,146 S * 4/2004 Minto D14/206

* cited by examiner

Primary Examiner—Paula A. Greene

(74) *Attorney, Agent, or Firm*—Ipsolon LLP

(57) **CLAIM**

We claim the ornamental design for a boom microphone, as shown and described.

DESCRIPTION

FIG. 1 is a front, left, perspective view of a boom microphone installed on an exemplar personal audio set showing our new design;

FIG. 2 is a left, elevation view thereof;

FIG. 3 is a front, elevation view thereof;

FIG. 4 is a back, elevation view thereof;

FIG. 5 is a top plan view thereof;

FIG. 6 is a bottom plan view thereof; and,

FIG. 7 is a front, right, perspective view of the boom microphone of FIG. 1 showing the unclaimed exemplar personal audio set adjacent to a wearer's right ear.

The broken line showing an exemplar personal audio set with related head mounting structure and distal end of the boom microphone are for illustrative purposes only and form no part of the claimed design.

1 Claim, 4 Drawing Sheets

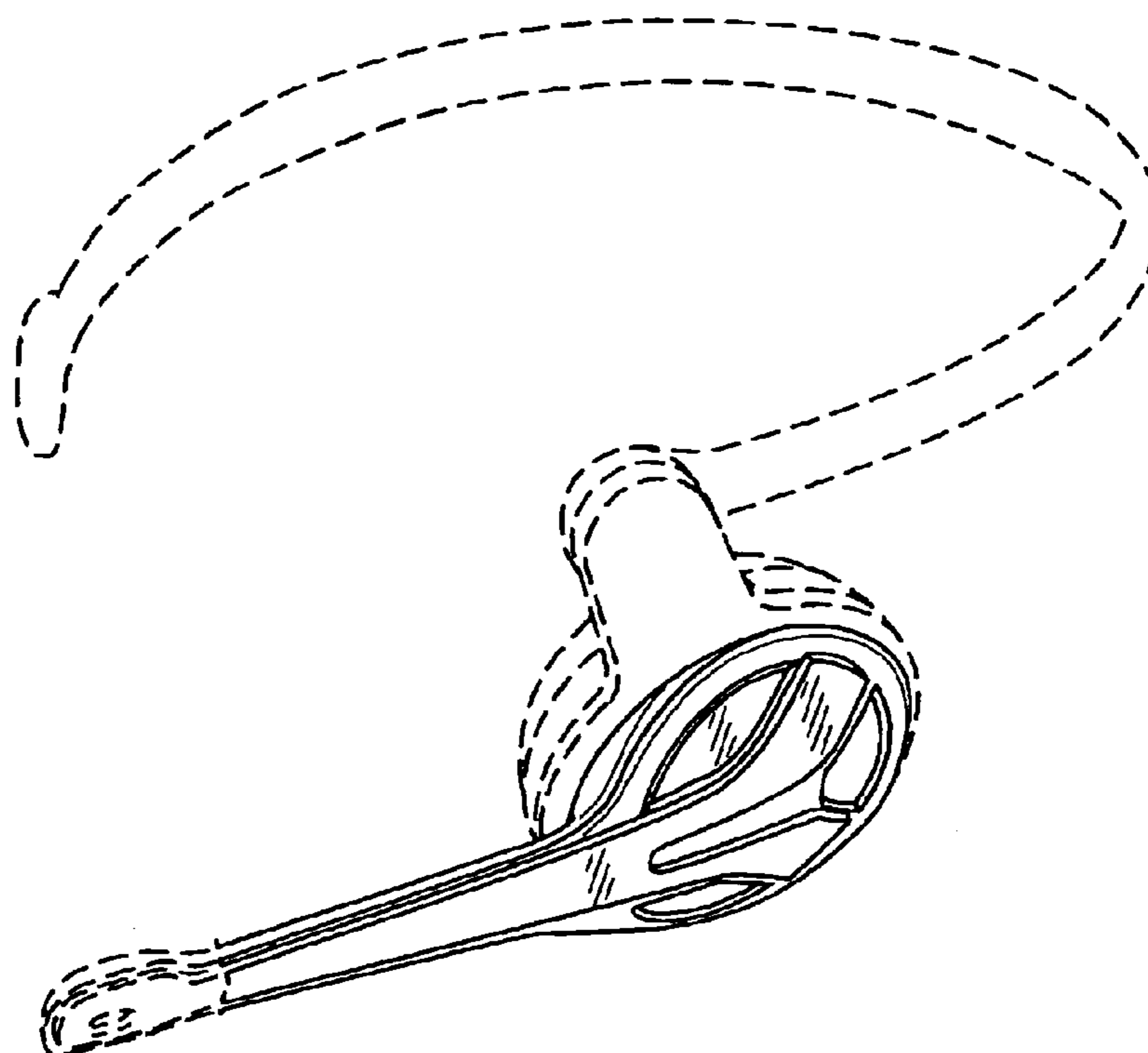


FIG. 1

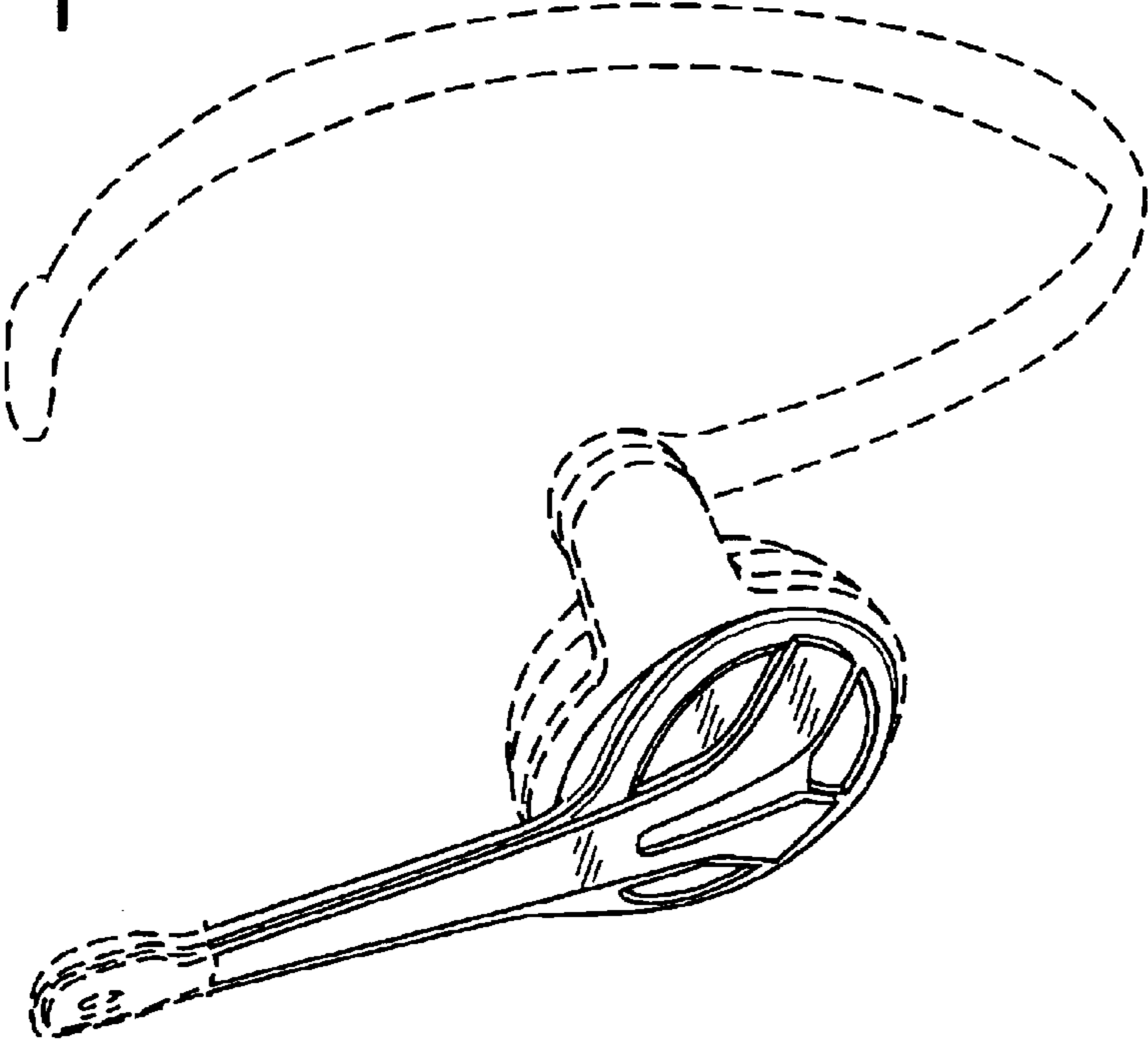


FIG. 2

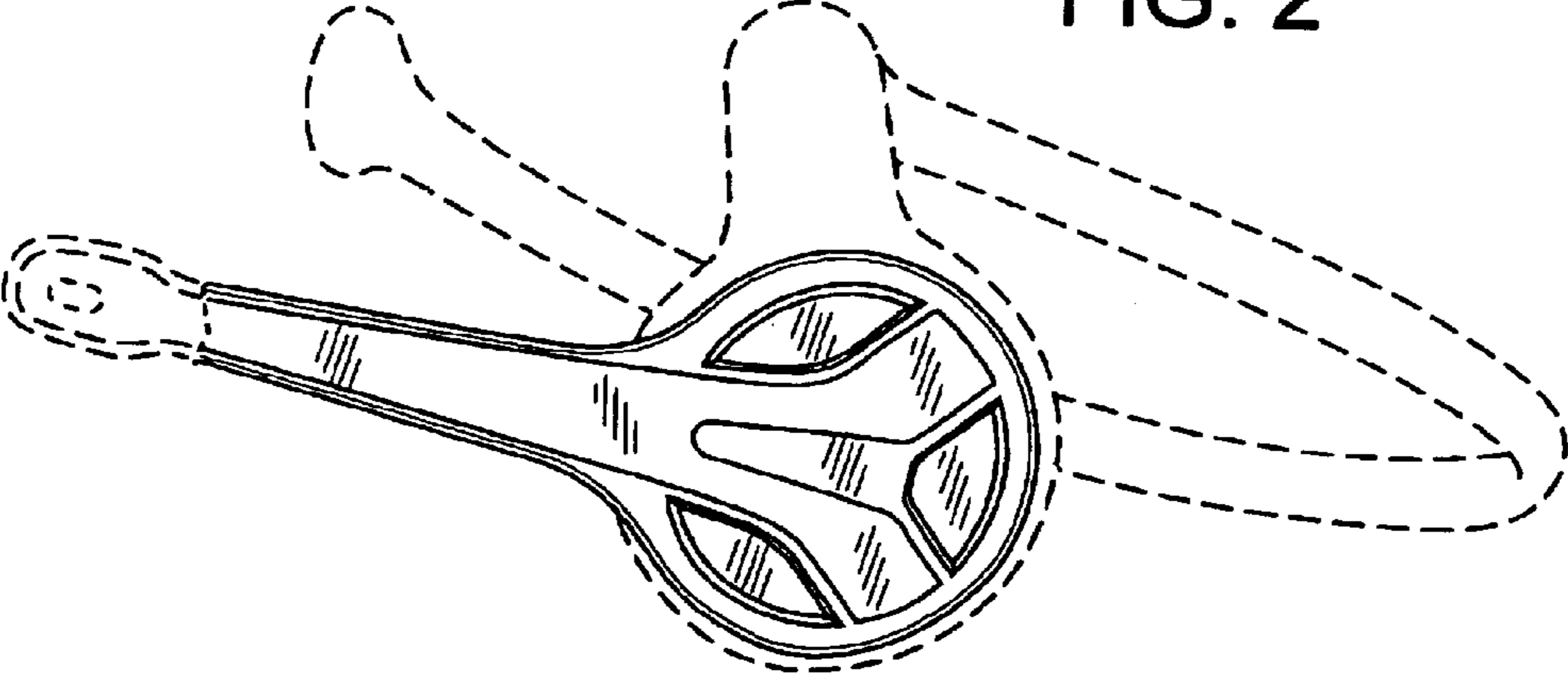


FIG. 3




FIG. 4

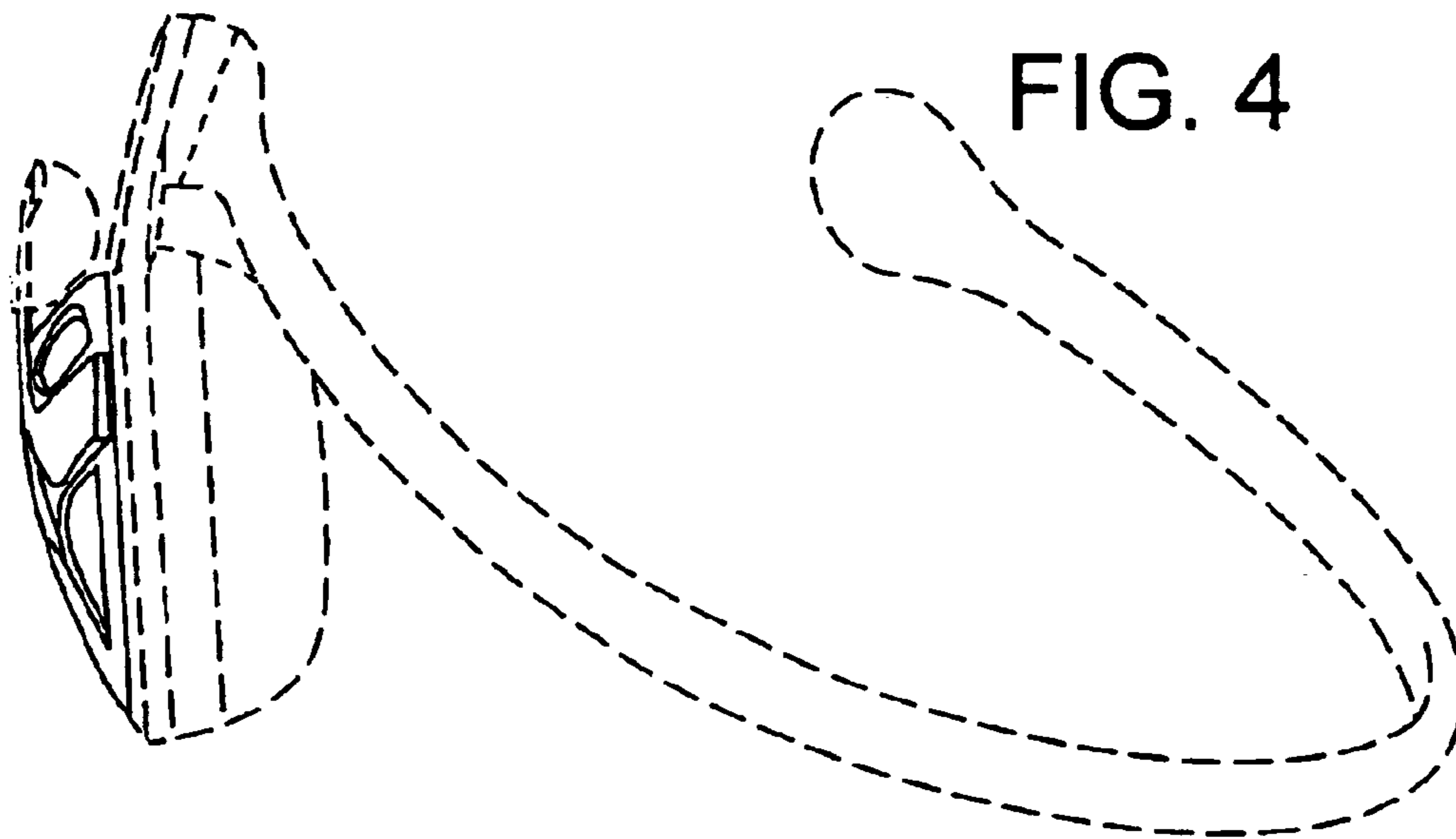


FIG. 5

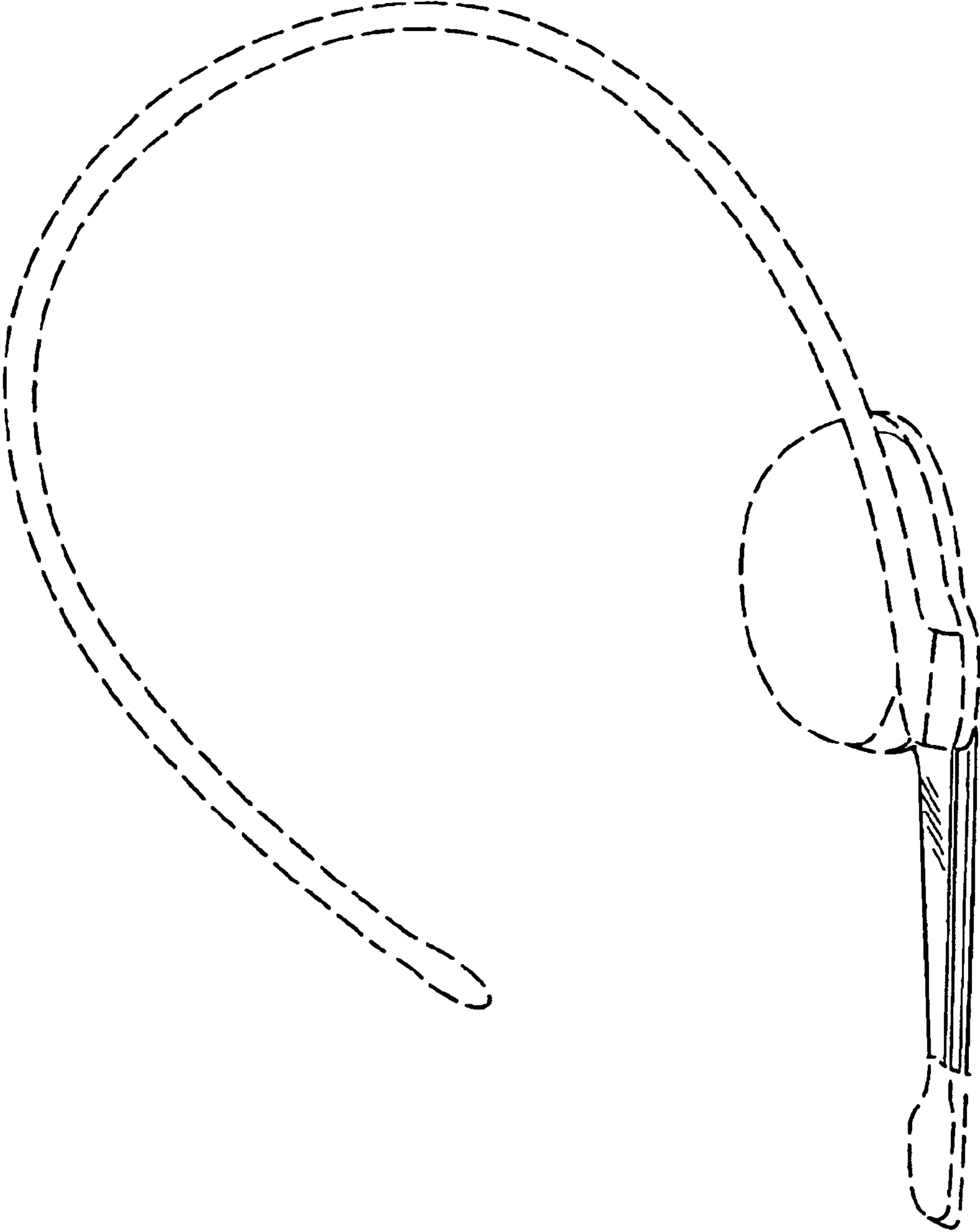


FIG. 6

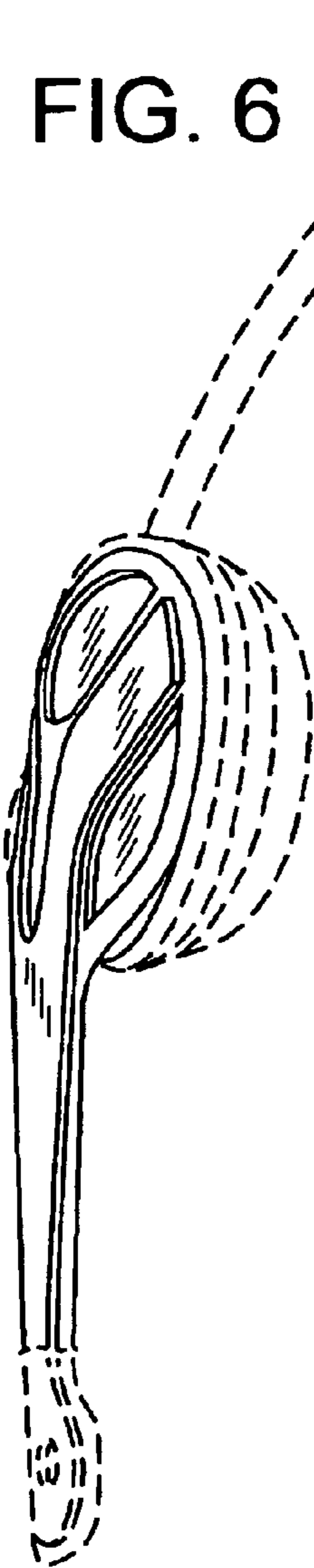


FIG 7

