



US00D515061S

(12) **United States Design Patent** (10) **Patent No.:** **US D515,061 S**  
**Kim et al.** (45) **Date of Patent:** **\*\* Feb. 14, 2006**

(54) **CELLULAR PHONE**

(75) Inventors: **Ki-Sung Kim**, Seoul (KR);  
**Chang-Hwan Hwang**, Goyang-si (KR);  
**Yoon-Young Cho**, Seoul (KR)

(73) Assignee: **Samsung Electronics Co., Ltd.** (KR)

(\*\*) Term: **14 Years**

(21) Appl. No.: **29/217,183**

(22) Filed: **Nov. 15, 2004**

(30) **Foreign Application Priority Data**

Jun. 4, 2004 (KR) ..... 30-2004-0016697

(51) **LOC (8) Cl.** ..... **14-03**

(52) **U.S. Cl.** ..... **D14/138**

(58) **Field of Classification Search** ..... D14/137,  
D14/138, 147-148, 247-248, 144, 341-347;  
379/433.01-433.13, 434; 455/550.1-90.3,  
455/575.3, 566, 575.1; D21/517; 345/169

See application file for complete search history.

(56) **References Cited**

**U.S. PATENT DOCUMENTS**

- D405,081 S \* 2/1999 Nagele et al. .... D14/138
- D445,412 S \* 7/2001 Lee et al. .... D14/138
- D465,466 S \* 11/2002 Hyun ..... D14/138
- D475,986 S \* 6/2003 Ng et al. .... D14/138
- D477,581 S \* 7/2003 Iijima et al. .... D14/138
- D481,697 S \* 11/2003 Rausch et al. .... D14/138
- D485,248 S \* 1/2004 Ogawa ..... D14/138
- D485,818 S \* 1/2004 Yabe et al. .... D14/138
- D487,443 S \* 3/2004 Yoon ..... D14/138
- D489,344 S \* 5/2004 Lee et al. .... D14/138
- D489,699 S \* 5/2004 Hwang et al. .... D14/138
- D490,065 S \* 5/2004 Shimazu et al. .... D14/138
- D490,792 S \* 6/2004 Lee ..... D14/138
- D491,906 S \* 6/2004 Okamoto ..... D14/138
- D491,907 S \* 6/2004 Ogawa ..... D14/138
- D494,946 S \* 8/2004 Rausch et al. .... D14/138
- D496,019 S \* 9/2004 Okada et al. .... D14/138
- D496,347 S \* 9/2004 Choi et al. .... D14/191

- D497,893 S \* 11/2004 Hwang et al. .... D14/138
- D498,222 S \* 11/2004 Liang ..... D14/138
- D500,016 S \* 12/2004 Kim ..... D14/138
- D500,481 S \* 1/2005 Kim et al. .... D14/138
- D501,457 S \* 2/2005 Lee et al. .... D14/138
- D501,658 S \* 2/2005 Park et al. .... D14/138
- D502,161 S \* 2/2005 Kim et al. .... D14/138
- D502,458 S \* 3/2005 Chung et al. .... D14/138
- D502,459 S \* 3/2005 Lee et al. .... D14/138
- 2002/0016182 A1 \* 2/2002 Kubo et al. .... 455/550
- 2002/0137478 A1 \* 9/2002 Masamura ..... 455/90
- 2003/0083023 A1 \* 5/2003 Chang et al. .... 455/90
- 2004/0009790 A1 \* 1/2004 Im ..... 455/556.1
- 2004/0097258 A1 \* 5/2004 Lee et al. .... 455/500.1
- 2004/0102225 A1 \* 5/2004 Furuta et al. .... 455/566
- 2004/0132513 A1 \* 7/2004 Taneda et al. .... 455/575.3
- 2005/0003852 A1 \* 1/2005 Song ..... 455/550.1

**FOREIGN PATENT DOCUMENTS**

- JP 1174907 \* 6/2003
- JP 1188710 \* 10/2003
- JP 1191824 \* 12/2003
- WO DM/064560 \* 10/2003

\* cited by examiner

*Primary Examiner*—Jeffrey Asch

(74) *Attorney, Agent, or Firm*—Cantor Colburn LLP

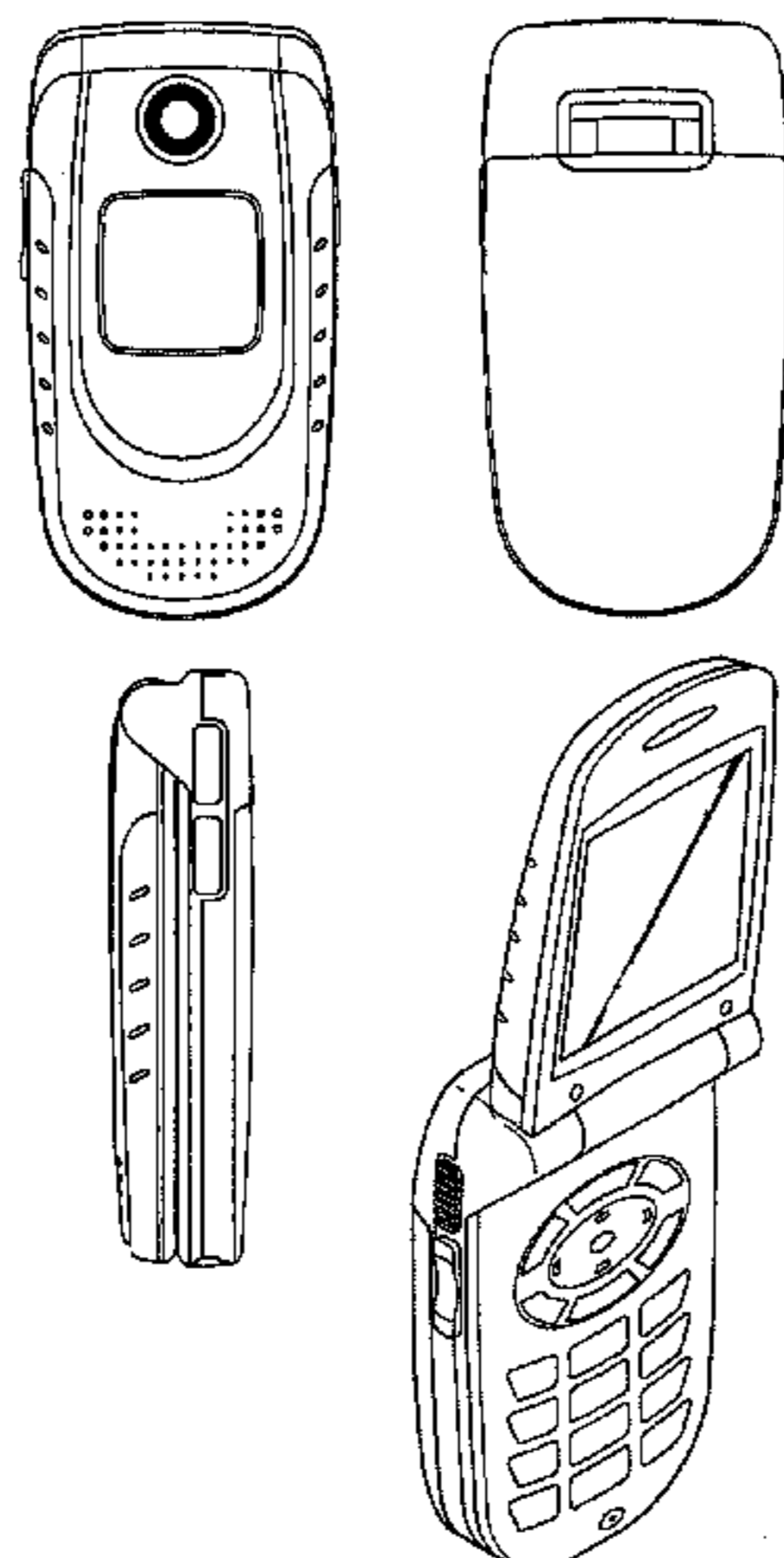
(57) **CLAIM**

We claim, the ornamental design for a cellular phone, as shown and described.

**DESCRIPTION**

FIG. 1 is a top and front perspective view of a cellular phone, showing our new design;  
FIG. 2 is a front elevational view thereof;  
FIG. 3 is a rear elevational view thereof;  
FIG. 4 is a left side elevational view thereof;  
FIG. 5 is a right side elevational view thereof;  
FIG. 6 is a top elevational view thereof;  
FIG. 7 is a bottom elevational view thereof; and,  
FIG. 8 is a front perspective view thereof, the cellular phone being in an alternate position.

**1 Claim, 3 Drawing Sheets**



# FIG. 1

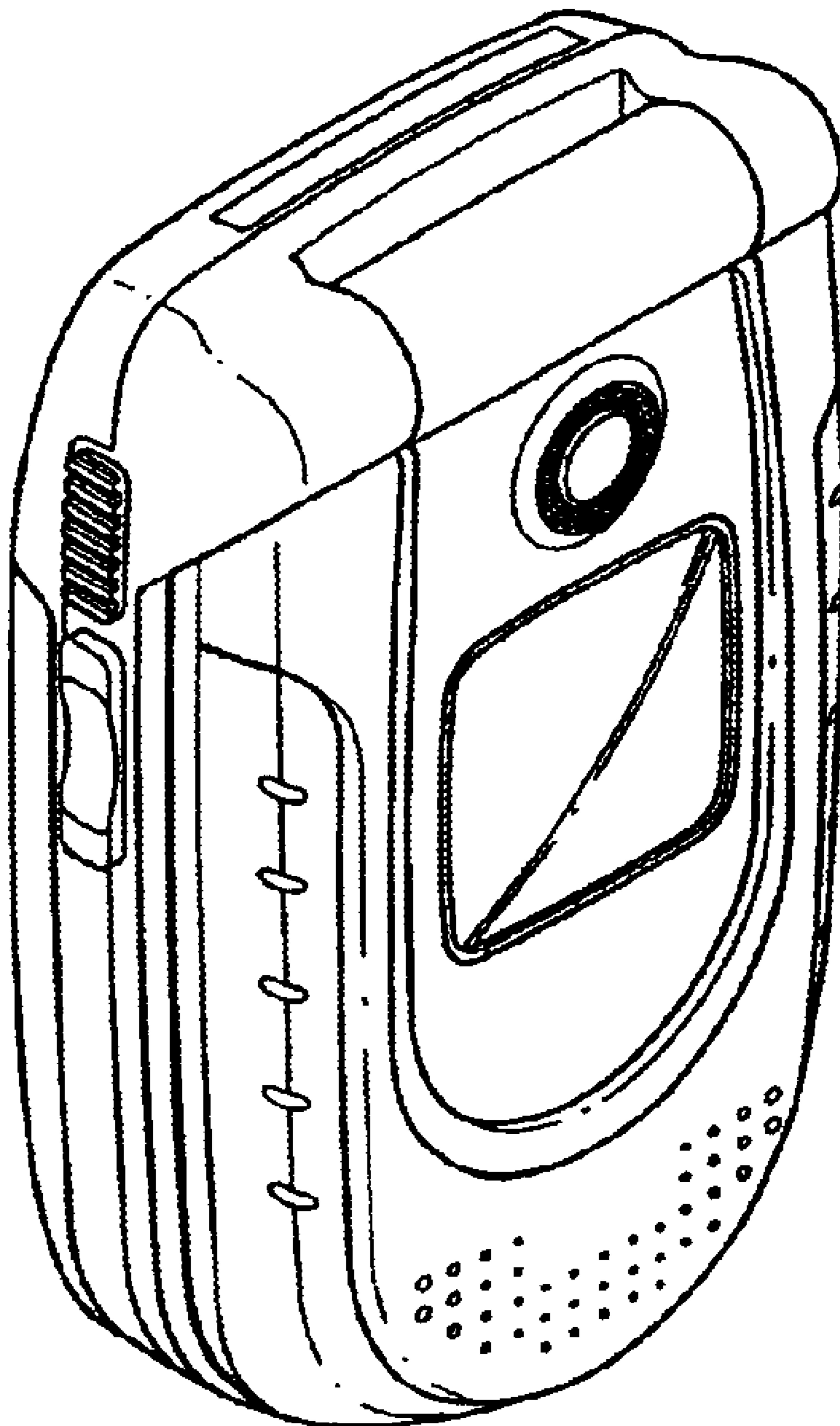


FIG.2

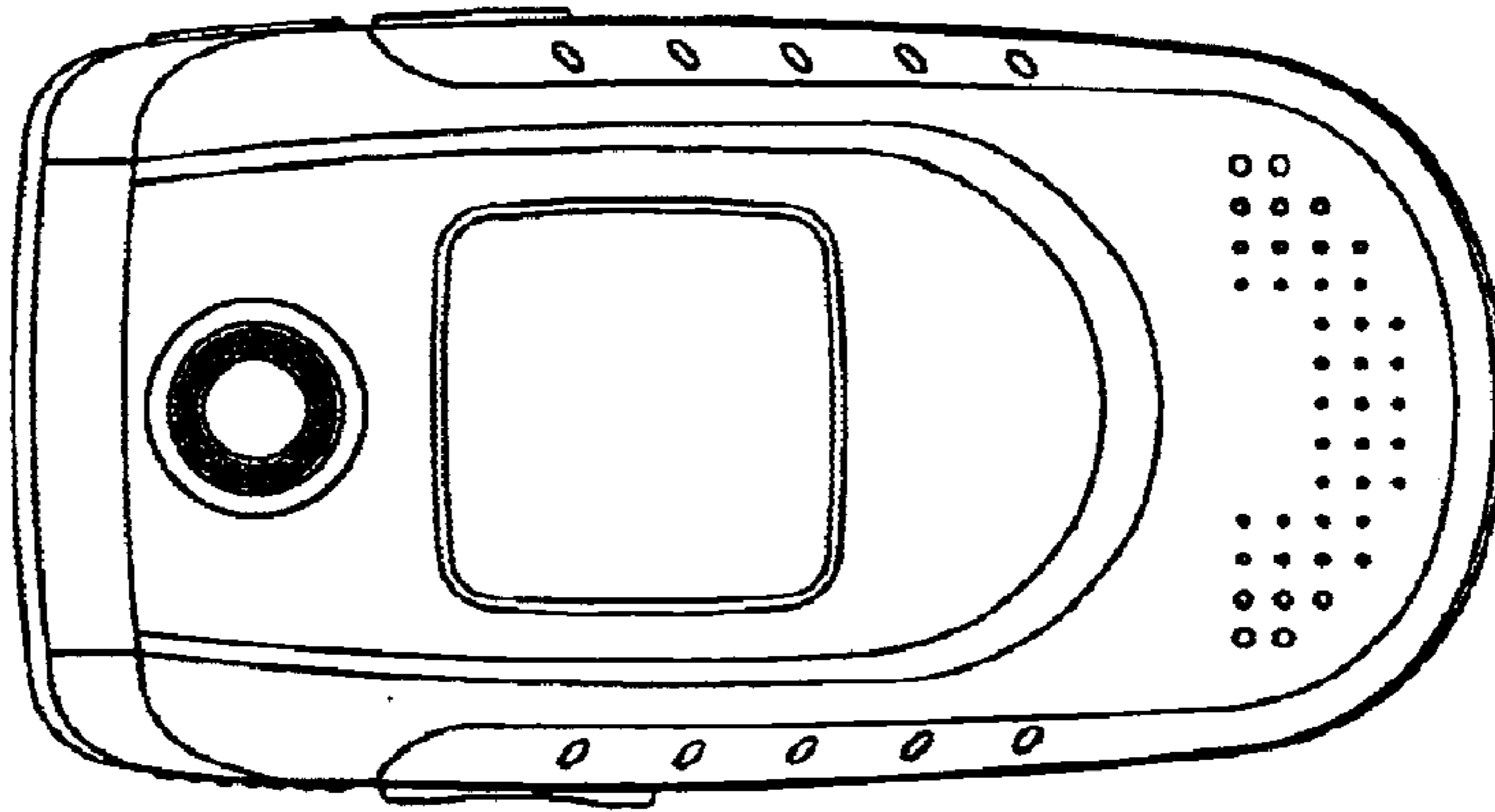


FIG.3




FIG.4

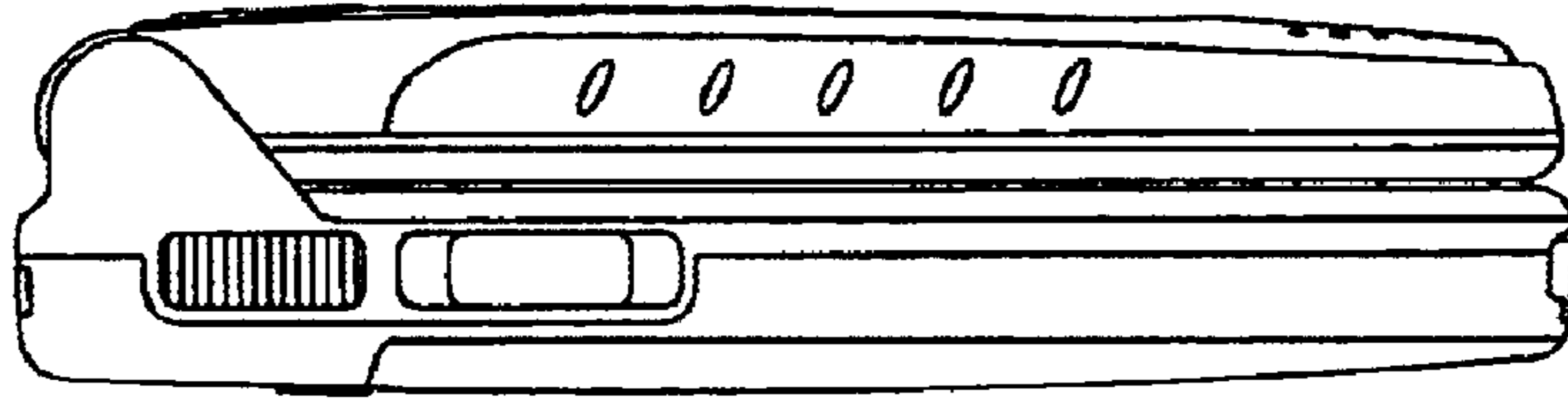


FIG.5




FIG. 6




FIG. 7

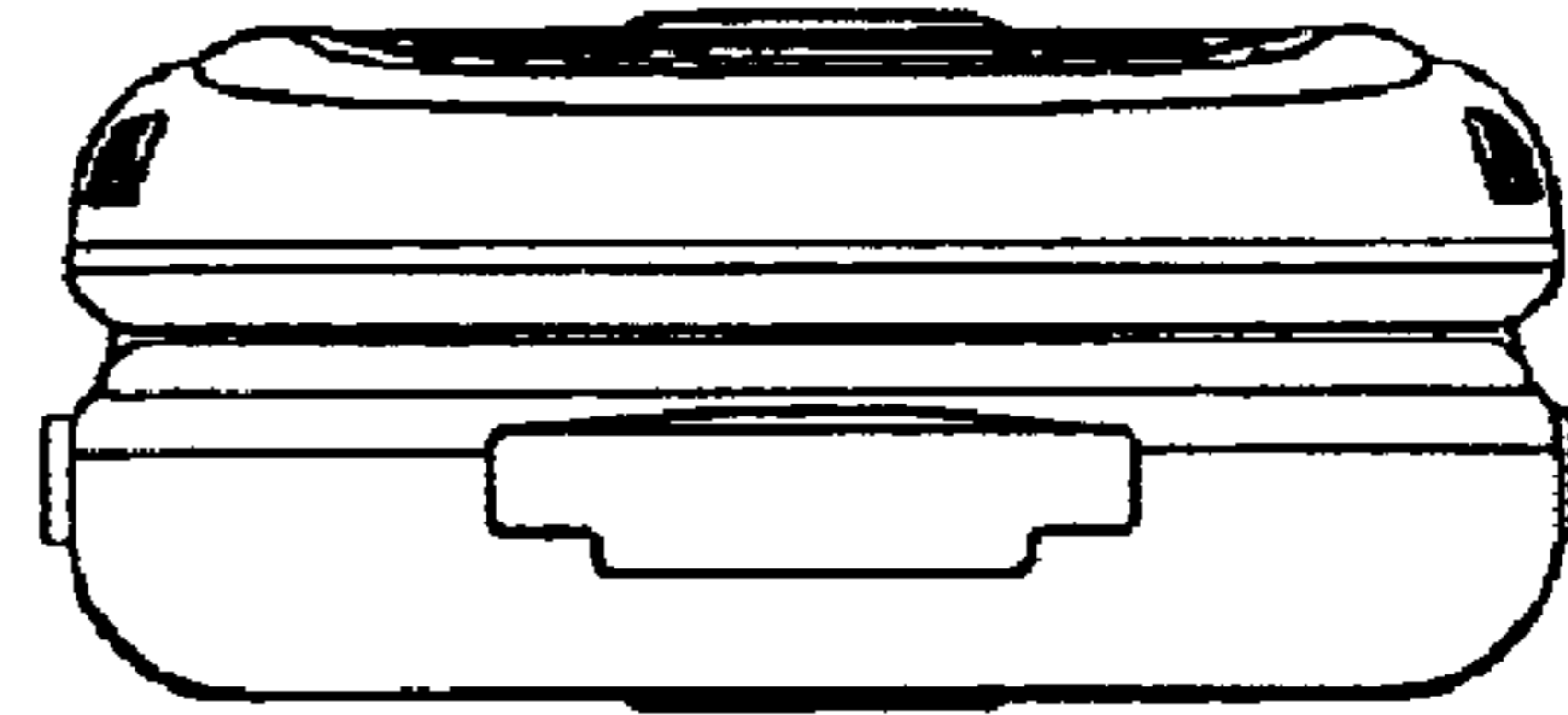


FIG. 8

