



US00D515057S

(12) **United States Design Patent**  
**Oe et al.**

(10) **Patent No.: US D515,057 S**

(45) **Date of Patent: \*\* Feb. 14, 2006**

(54) **CELL PHONE**

(75) **Inventors: Yutaka Oe, Tokyo (JP); Nobuyuki Enomoto, Kyoto (JP); Fuuji Asada, Kyoto (JP); Shigetaka Kanai, Kyoto (JP)**

(73) **Assignee: Vodafone K.K., Tokyo (JP)**

(\*\*) **Term: 14 Years**

(21) **Appl. No.: 29/193,879**

(22) **Filed: Nov. 13, 2003**

(51) **LOC (8) Cl. .... 14-03**

(52) **U.S. Cl. .... D14/138**

(58) **Field of Classification Search .... D14/137, D14/138, 147-148, 247-248, 144, 341-347; 379/433.01-433.13, 434; 455/550.1-90.3, 455/575.3, 566, 575.1; D21/517; 345/169; 348/373-376; D16/208**

See application file for complete search history.

(56) **References Cited**

**U.S. PATENT DOCUMENTS**

- 5,442,814 A \* 8/1995 Seo ..... 455/575.3
- 5,548,824 A \* 8/1996 Inubushi et al. .... 455/575.1
- 5,706,332 A \* 1/1998 Nagai ..... 455/575.3
- D405,081 S \* 2/1999 Nagele et al. .... D14/138
- D459,329 S \* 6/2002 Suzuki et al. .... D14/138
- D464,632 S \* 10/2002 Nagai et al. .... D14/138
- 6,466,202 B1 \* 10/2002 Suso et al. .... 345/169
- D473,580 S \* 4/2003 Nakahara et al. .... D16/208
- 6,665,550 B1 \* 12/2003 Muller ..... 455/575.1
- D486,461 S \* 2/2004 Seo et al. .... D14/138
- D488,454 S \* 4/2004 Lee ..... D14/138
- D495,674 S \* 9/2004 Yoo et al. .... D14/138
- D496,643 S \* 9/2004 Yoo et al. .... D14/138
- D500,750 S \* 1/2005 Arnholt et al. .... D14/138
- 2001/0016508 A1 \* 8/2001 Kido et al. .... 455/575
- 2002/0022503 A1 \* 2/2002 Lee ..... 455/566
- 2002/0077145 A1 \* 6/2002 Kamiya et al. .... 455/550
- 2002/0128053 A1 \* 9/2002 Jung ..... 455/575
- 2003/0040346 A1 \* 2/2003 Fukuda et al. .... 455/575
- 2003/0092401 A1 \* 5/2003 Ikeuchi ..... 455/90
- 2003/0125081 A1 \* 7/2003 Boesen ..... 455/556
- 2003/0216157 A1 \* 11/2003 Wang et al. .... 455/575.1

- 2003/0228847 A1 \* 12/2003 Matsumoto ..... 455/90.3
- 2004/0009789 A1 \* 1/2004 Park et al. .... 455/556.1
- 2004/0014490 A1 \* 1/2004 Muramatsu et al. .... 455/550.1
- 2004/0038703 A1 \* 2/2004 Noto et al. .... 455/550.1
- 2004/0048633 A1 \* 3/2004 Sato et al. .... 455/556.1
- 2004/0097277 A1 \* 5/2004 Shimamura ..... 455/575.3
- 2004/0116166 A1 \* 6/2004 Makishima ..... 455/575.1
- 2004/0132512 A1 \* 7/2004 Yajima ..... 455/575.3
- 2004/0162122 A1 \* 8/2004 Lee ..... 455/575.7
- 2004/0166907 A1 \* 8/2004 Yajima ..... 455/575.3
- 2004/0180705 A1 \* 9/2004 Komiyama ..... 455/575.3
- 2004/0235540 A1 \* 11/2004 Yajima ..... 455/575.3
- 2005/0107117 A1 \* 5/2005 Makino ..... 455/556.1

**FOREIGN PATENT DOCUMENTS**

- WO DM/058624 \* 12/2001
- WO DM/066166 \* 12/2004

\* cited by examiner

*Primary Examiner*—Jeffrey Asch  
(74) *Attorney, Agent, or Firm*—Pitney Hardin LLP

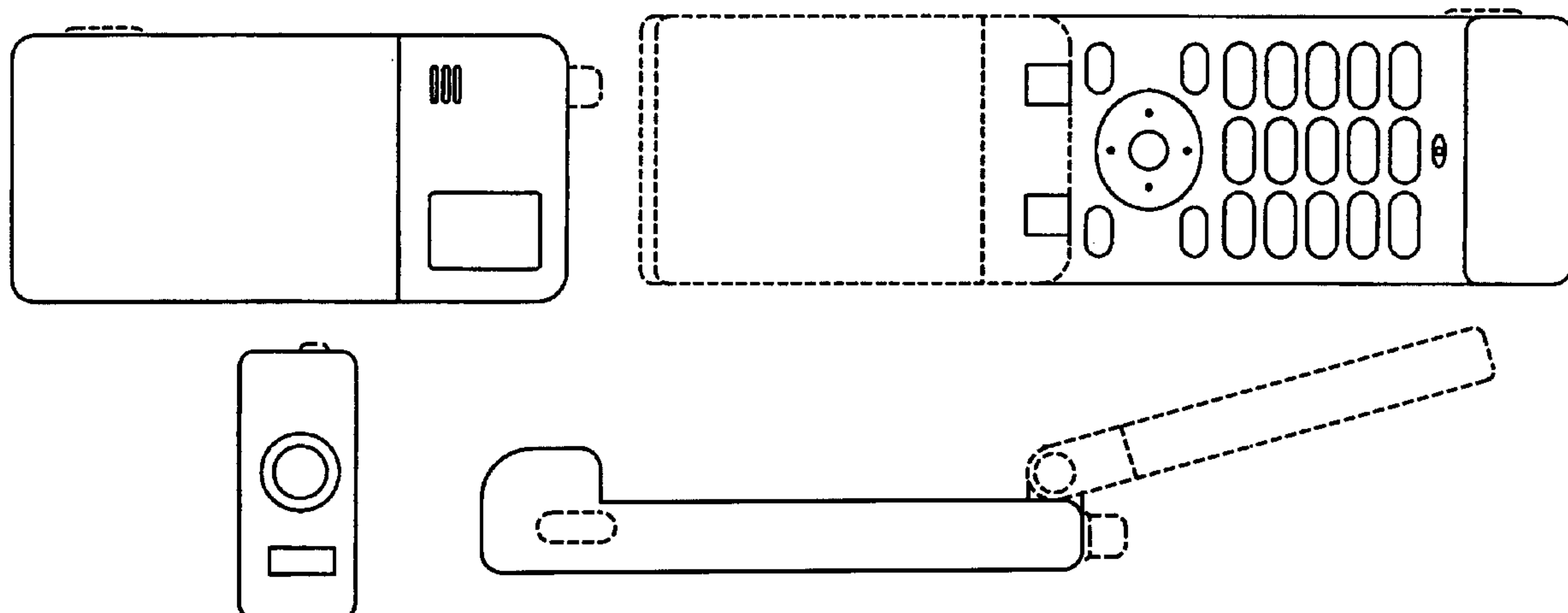
(57) **CLAIM**

The ornamental design for a cell phone, as shown and described.

**DESCRIPTION**

FIG. 1 is a front view depicting our ornamental design when closed;  
 FIG. 2 is a rear view thereof;  
 FIG. 3 is a right side view thereof;  
 FIG. 4 is a left side view thereof;  
 FIG. 5 is a top plan view thereof;  
 FIG. 6 is a bottom plan view thereof;  
 FIG. 7 is a front view depicting our ornamental design when opened;  
 FIG. 8 is a rear view when opened;  
 FIG. 9 is a right side view when opened;  
 FIG. 10 is a left side view when opened;  
 FIG. 11 is a top plan view when opened; and,  
 FIG. 12 is a bottom plan view when opened.  
 The broken line showings of portions of the cell phone throughout the views are for illustrative purposes only and form no part of the claimed design.

**1 Claim, 12 Drawing Sheets**






Fig. 1

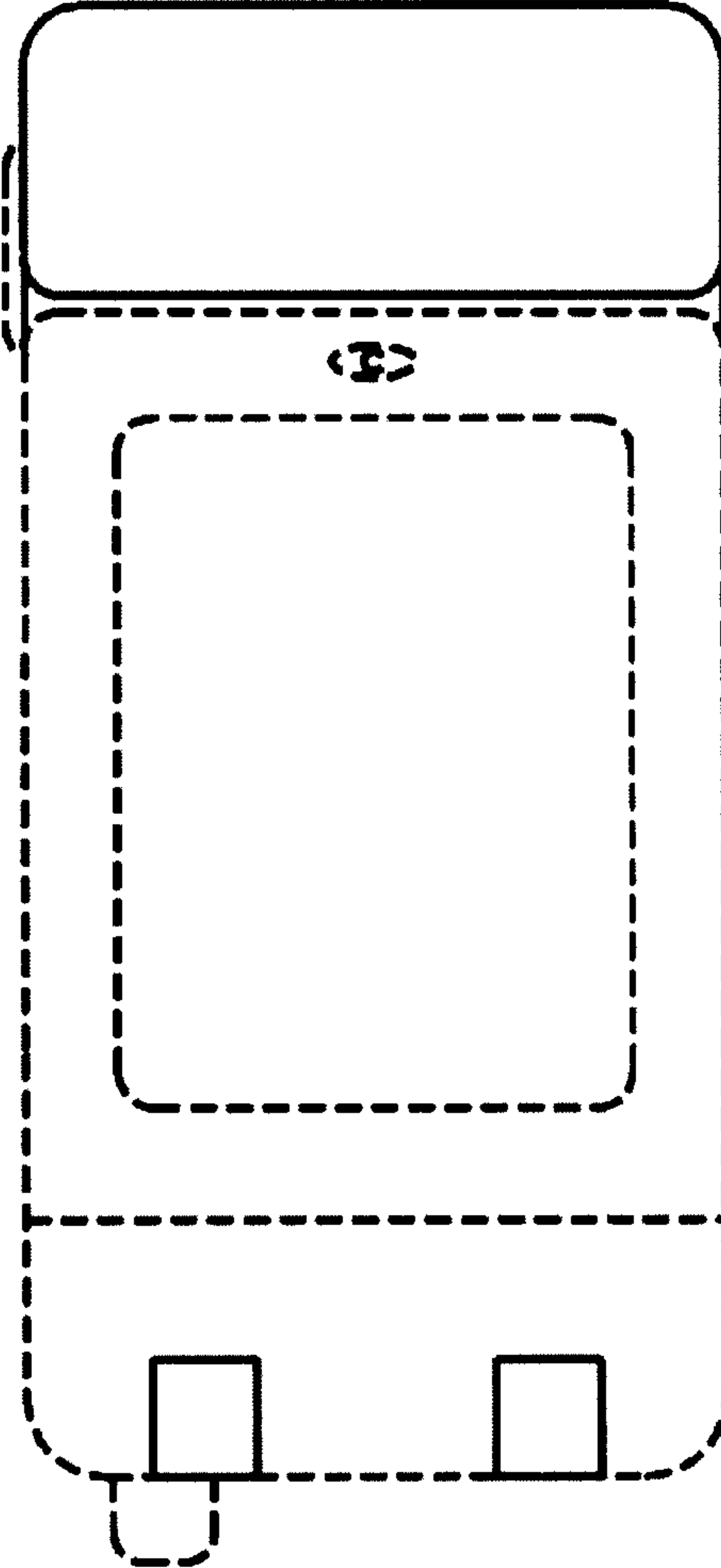


Fig. 2

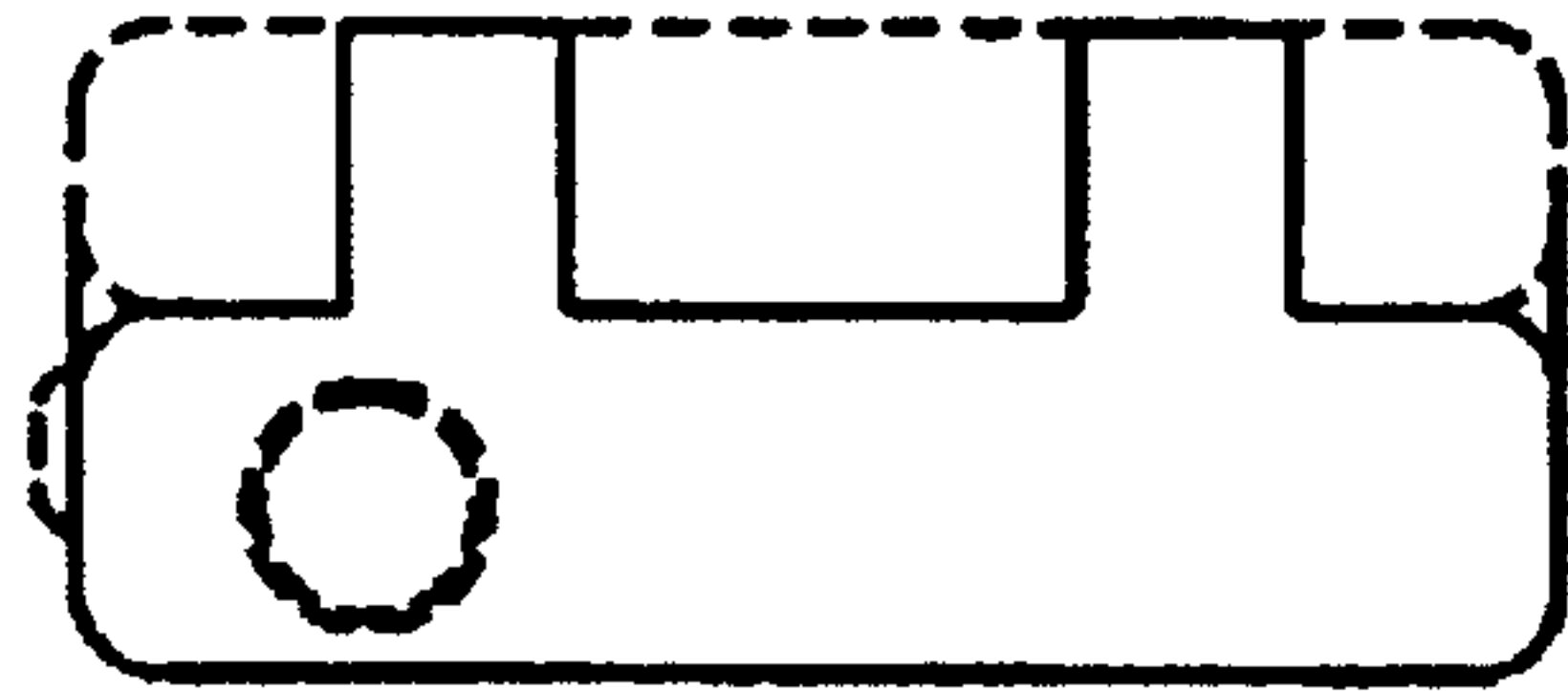


Fig. 3

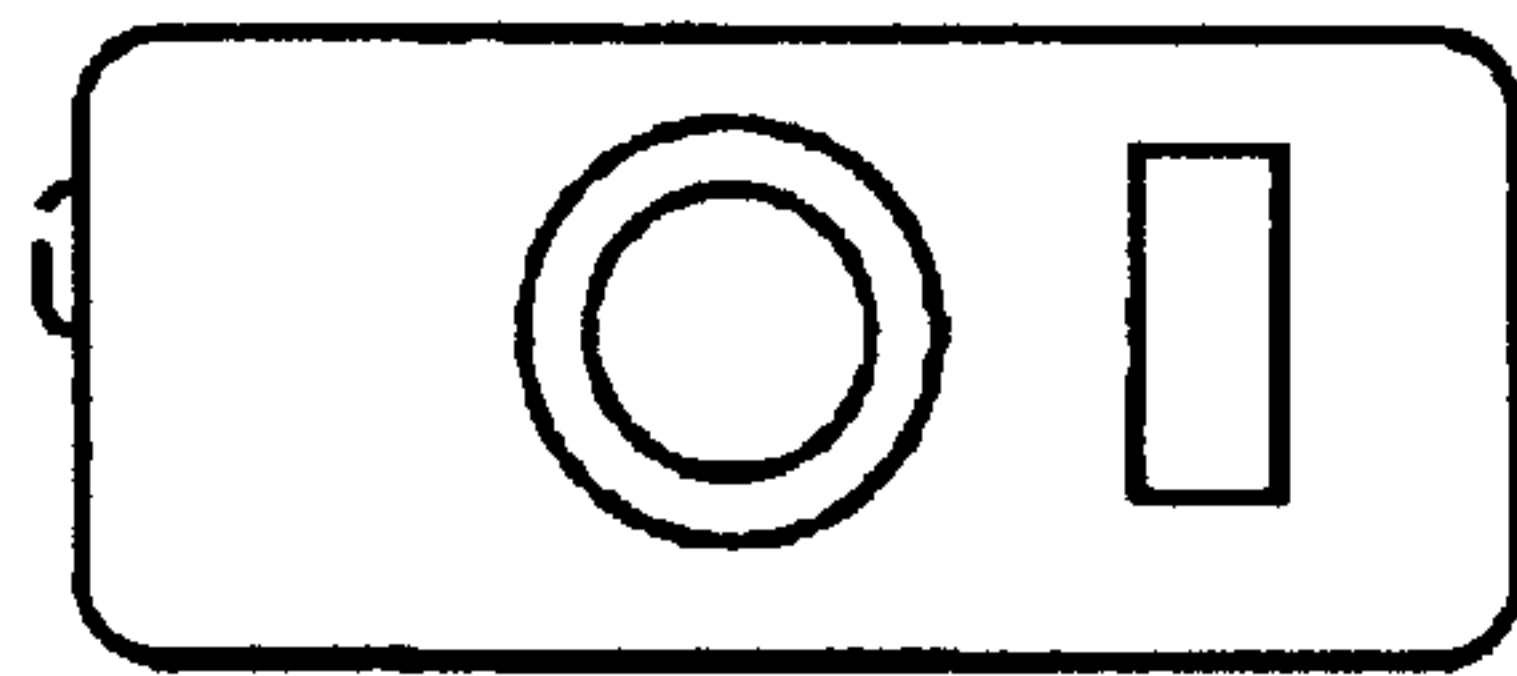


Fig. 4




Fig. 5




Fig. 6

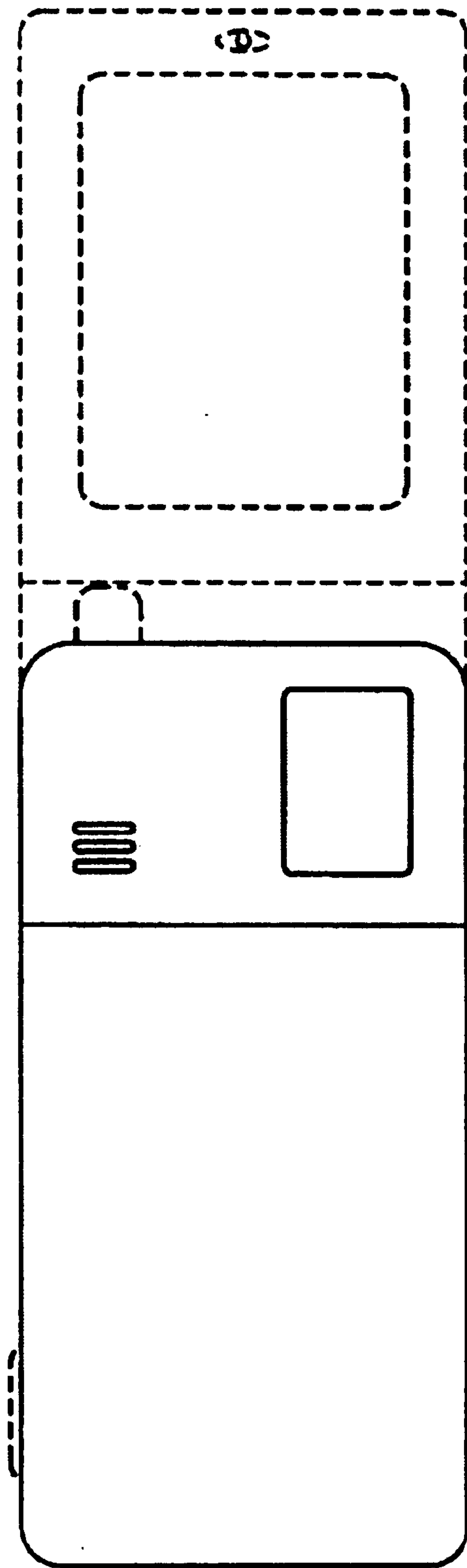


Fig. 7



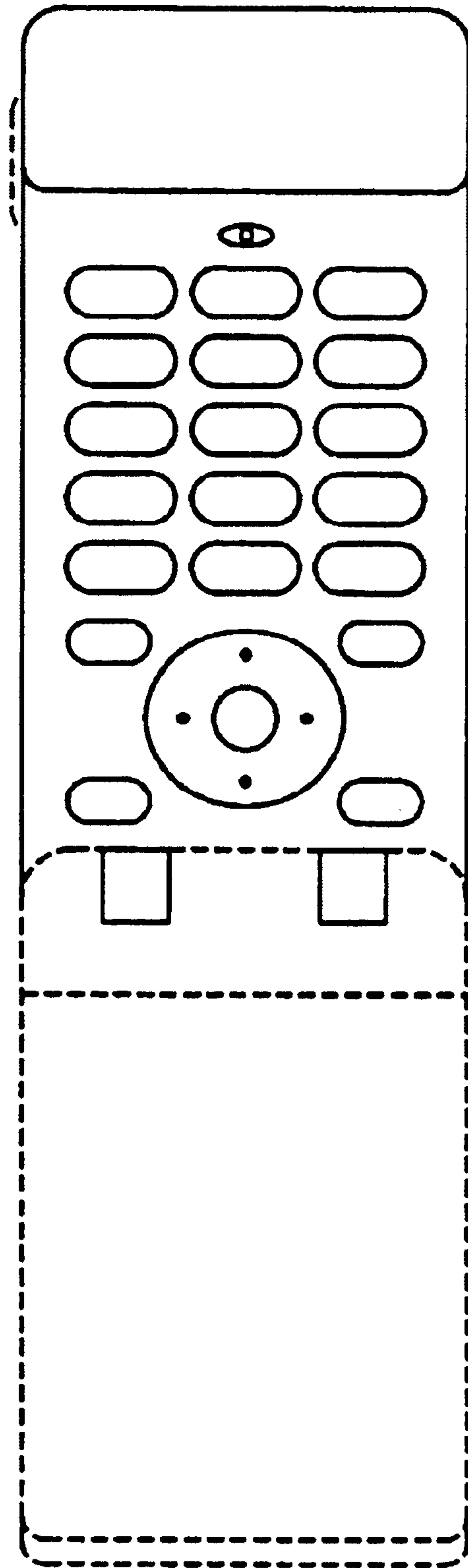


Fig. 8

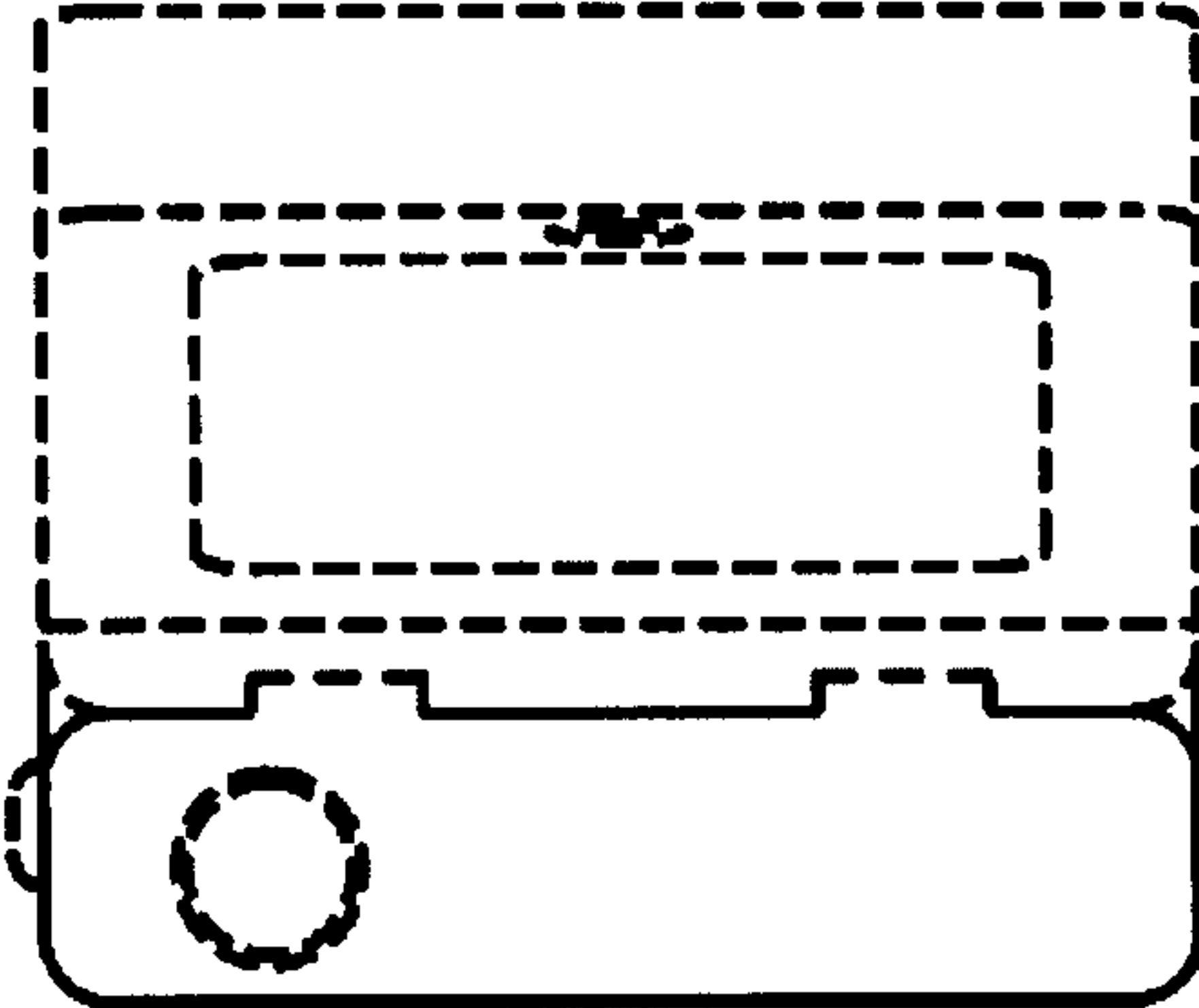


Fig. 9




Fig. 10

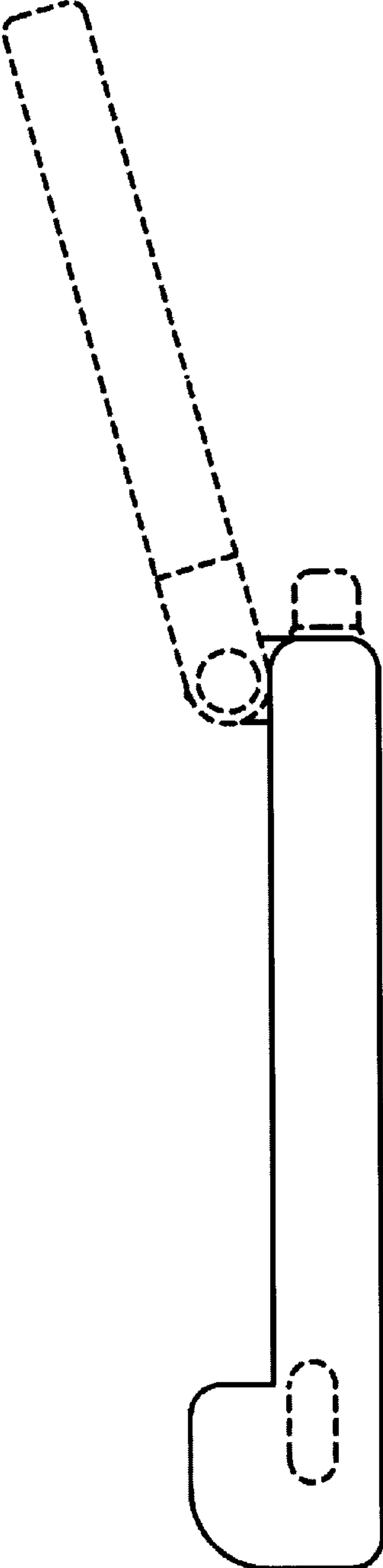


Fig. 11

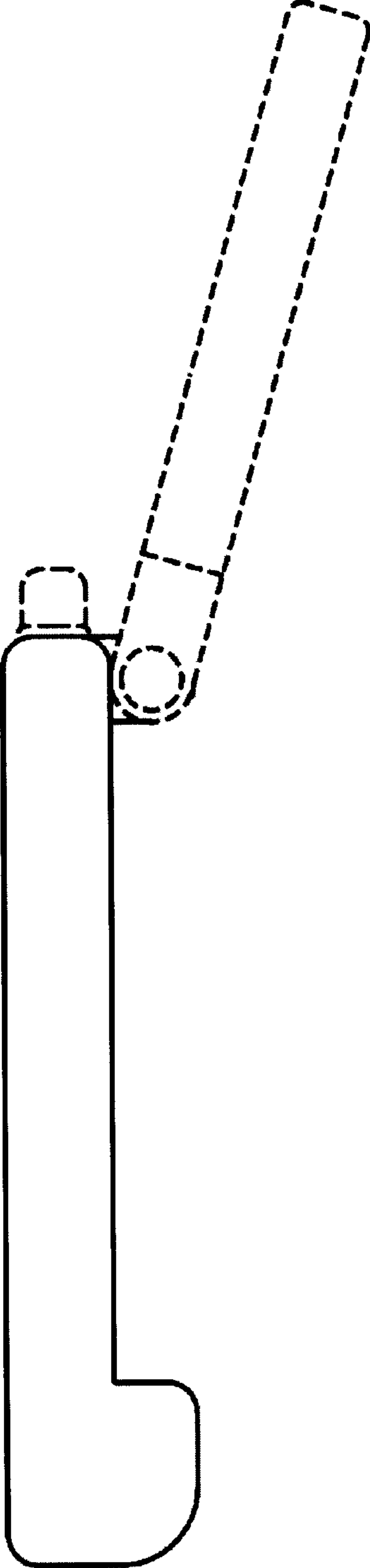


Fig. 12