

US00D515056S

(12) **United States Design Patent** (10) **Patent No.:** **US D515,056 S**
Oe et al. (45) **Date of Patent:** **** Feb. 14, 2006**

(54) **CELL PHONE**

(75) **Inventors:** **Yutaka Oe**, Tokyo (JP); **Nobuyuki Enomoto**, Kyoto (JP); **Fuuji Asada**, Kyoto (JP); **Shigetaka Kanai**, Kyoto (JP)

(73) **Assignee:** **Vodafone K.K.**, Tokyo (JP)

(**) **Term:** **14 Years**

(21) **Appl. No.:** **29/193,805**

(22) **Filed:** **Nov. 13, 2003**

(51) **LOC (8) Cl.** **14-03**

(52) **U.S. Cl.** **D14/138**

(58) **Field of Classification Search** D14/137, D14/138, 147-148, 247-248, 144, 341-347; 379/433.01-433.13, 434; 455/550.1-90.3, 455/575.3, 566, 575.1; D21/517; 345/169; 348/373-376; D16/208

See application file for complete search history.

(56) **References Cited**

U.S. PATENT DOCUMENTS

- 5,442,814 A * 8/1995 Seo 455/575.3
- 5,548,824 A * 8/1996 Inubushi et al. 455/575.1
- 5,706,332 A * 1/1998 Nagai 455/575.3
- D405,081 S * 2/1999 Nagele et al. D14/138
- D459,329 S * 6/2002 Suzuki et al. D14/138
- D464,632 S * 10/2002 Nagai et al. D14/138
- 6,466,202 B1 * 10/2002 Suso et al. 345/169
- D473,580 S * 4/2003 Nakahara et al. D16/208
- 6,665,550 B1 * 12/2003 Muller 455/575.1
- D486,461 S * 2/2004 Seo et al. D14/138
- D488,454 S * 4/2004 Lee D14/138
- D495,674 S * 9/2004 Yoo et al. D14/138
- D496,643 S * 9/2004 Yoo et al. D14/138
- D500,750 S * 1/2005 Arnholt et al. D14/138
- 2001/0016508 A1 * 8/2001 Kido et al. 455/575
- 2002/0022503 A1 * 2/2002 Lee 455/566
- 2002/0077145 A1 * 6/2002 Kamiya et al. 455/550
- 2002/0128053 A1 * 9/2002 Jung 455/575
- 2003/0040346 A1 * 2/2003 Fukuda et al. 455/575
- 2003/0092401 A1 * 5/2003 Ikeuchi 455/90
- 2003/0125081 A1 * 7/2003 Boesen 455/556

- 2003/0216157 A1 * 11/2003 Wang et al. 455/575.1
- 2003/0228847 A1 * 12/2003 Matsumoto 455/90.3
- 2004/0009789 A1 * 1/2004 Park et al. 455/556.1
- 2004/0014490 A1 * 1/2004 Muramatsu et al. 455/550.1
- 2004/0038703 A1 * 2/2004 Noto et al. 455/550.1
- 2004/0048633 A1 * 3/2004 Sato et al. 455/556.1
- 2004/0097277 A1 * 5/2004 Shimamura 455/575.3
- 2004/0116166 A1 * 6/2004 Makishima 455/575.1
- 2004/0132512 A1 * 7/2004 Yajima 455/575.3
- 2004/0162122 A1 * 8/2004 Lee 455/575.7
- 2004/0166907 A1 * 8/2004 Yajima 455/575.3
- 2004/0180705 A1 * 9/2004 Komiyama 455/575.3
- 2004/0235540 A1 * 11/2004 Yajima 455/575.3
- 2005/0107117 A1 * 5/2005 Makino 455/556.1

FOREIGN PATENT DOCUMENTS

- WO DM/058624 * 12/2001
- WO DM/066166 * 12/2004

* cited by examiner

Primary Examiner—Jeffrey Asch
(74) *Attorney, Agent, or Firm*—Pitney Hardin LLP

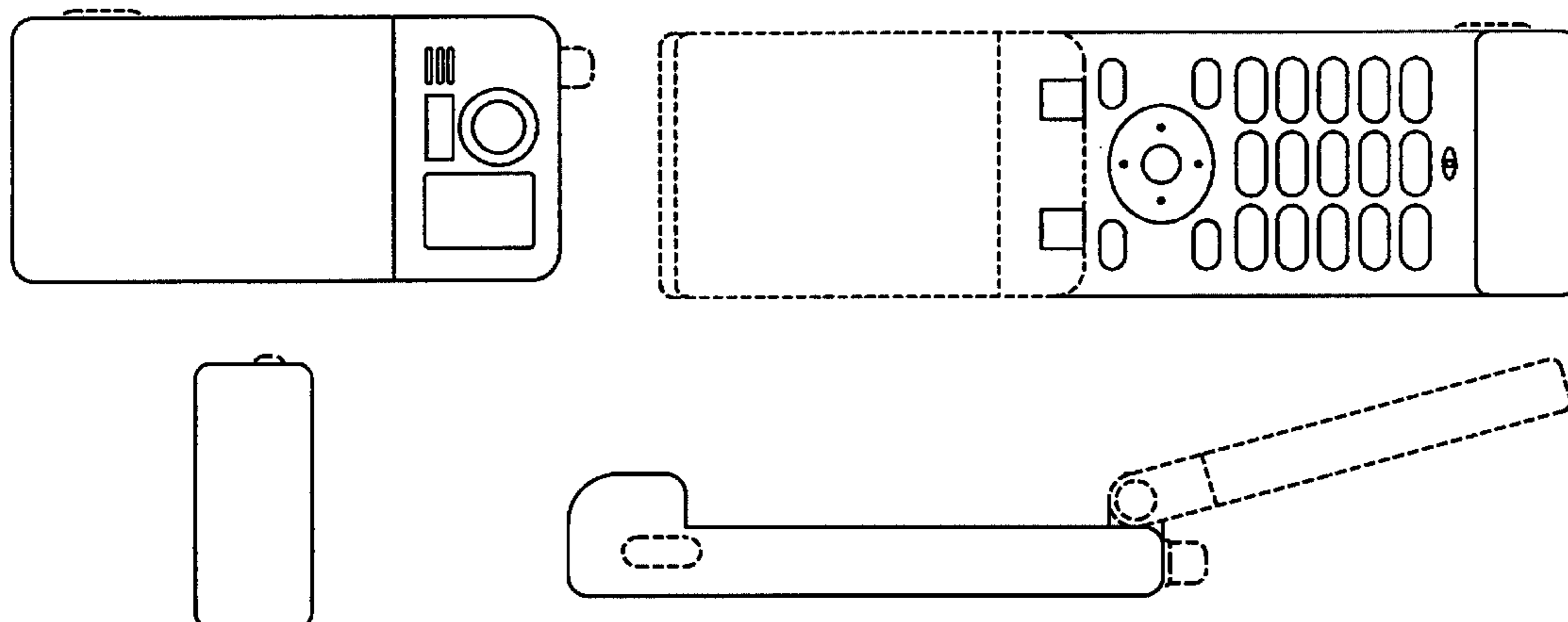
(57) **CLAIM**

The ornamental design for a cell phone, as shown and described.

DESCRIPTION

FIG. 1 is a front view depicting our ornamental design when closed;
FIG. 2 is a rear view thereof;
FIG. 3 is a right side view thereof;
FIG. 4 is a left side view thereof;
FIG. 5 is a top plan view thereof;
FIG. 6 is a bottom view thereof;
FIG. 7 is a front view depicting our ornamental design when opened;
FIG. 8 is a rear view when opened;
FIG. 9 is a right side view when opened;
FIG. 10 is a left side view when opened;
FIG. 11 is a top plan view when opened; and,
FIG. 12 is a bottom view when opened.
The broken line showings of portions of the cell phone throughout the views are for illustrative purposes only and form no part of the claimed design.

1 Claim, 12 Drawing Sheets






Fig. 1

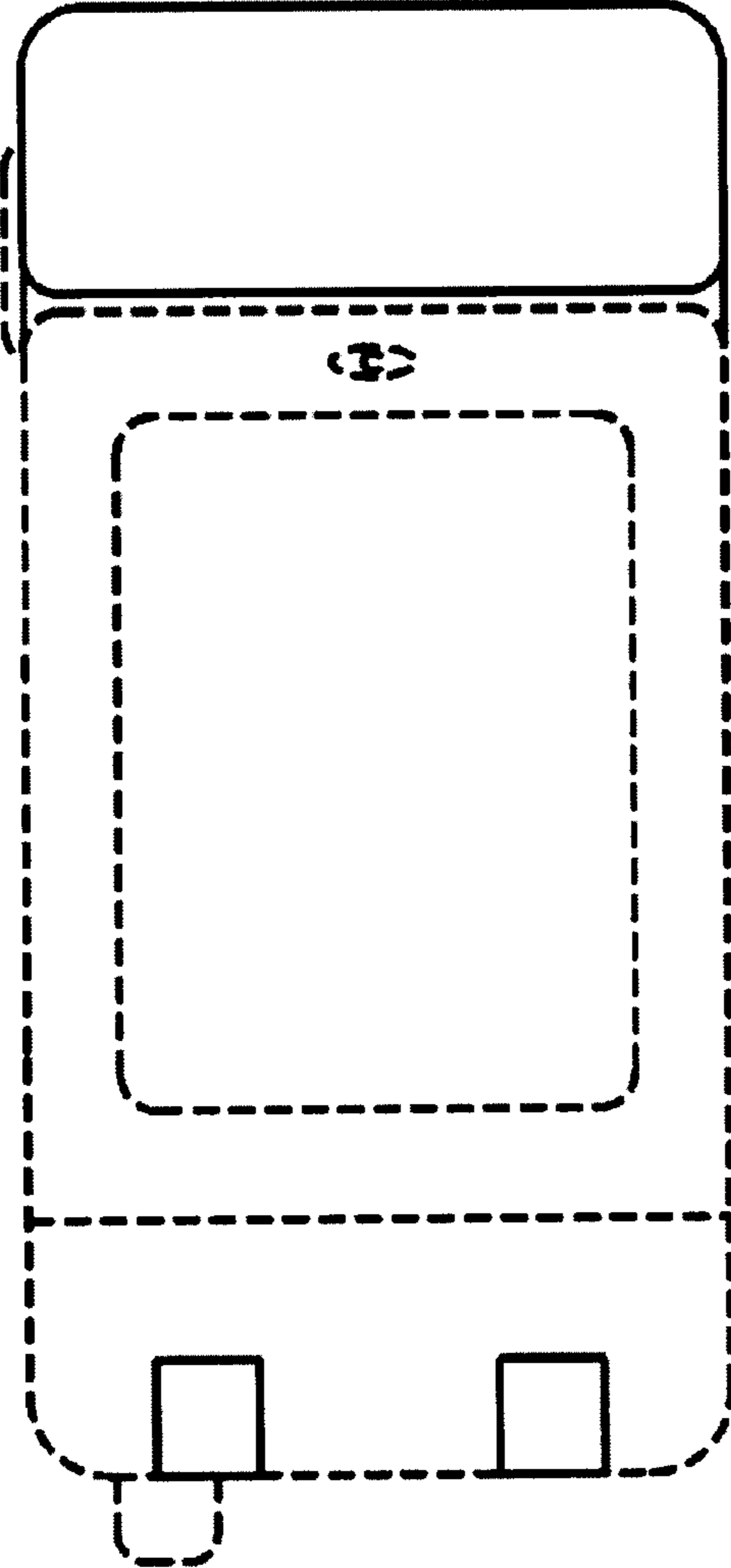


Fig. 2

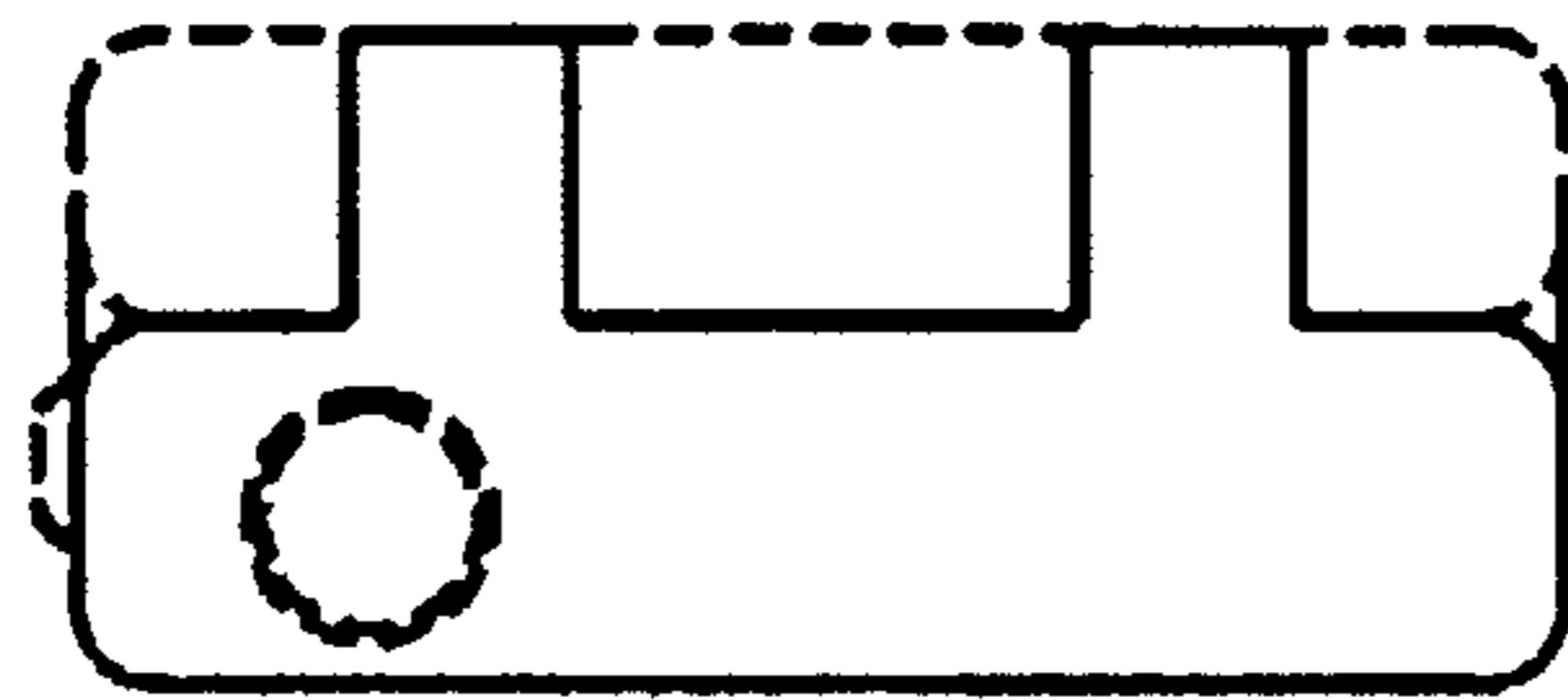


Fig. 3



Fig. 4




Fig. 5




Fig. 6

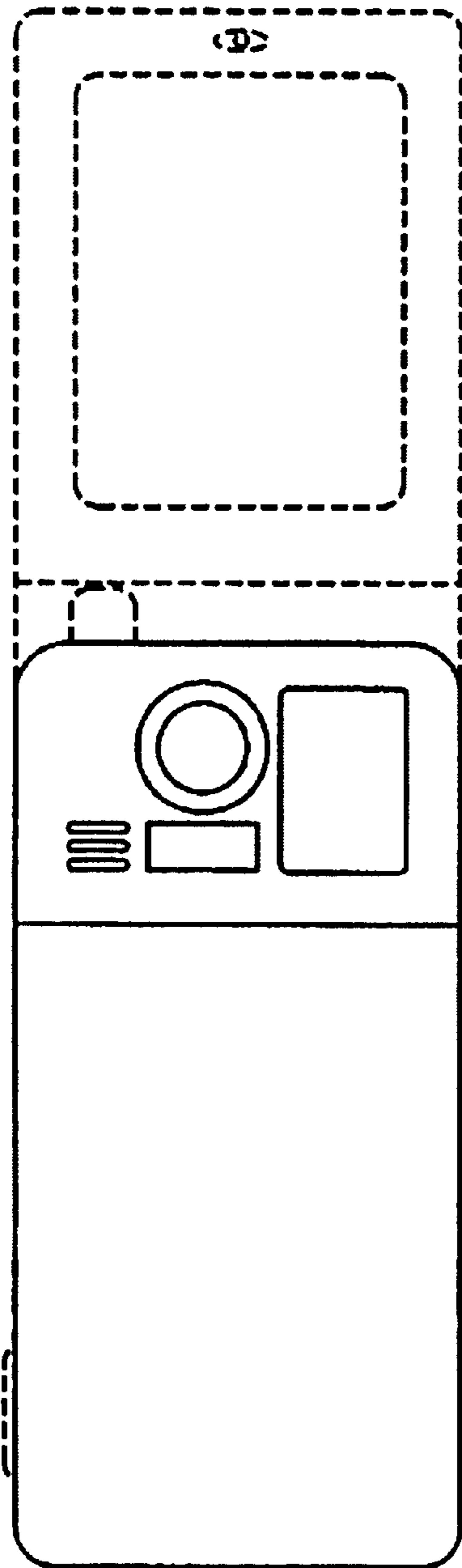


Fig. 7

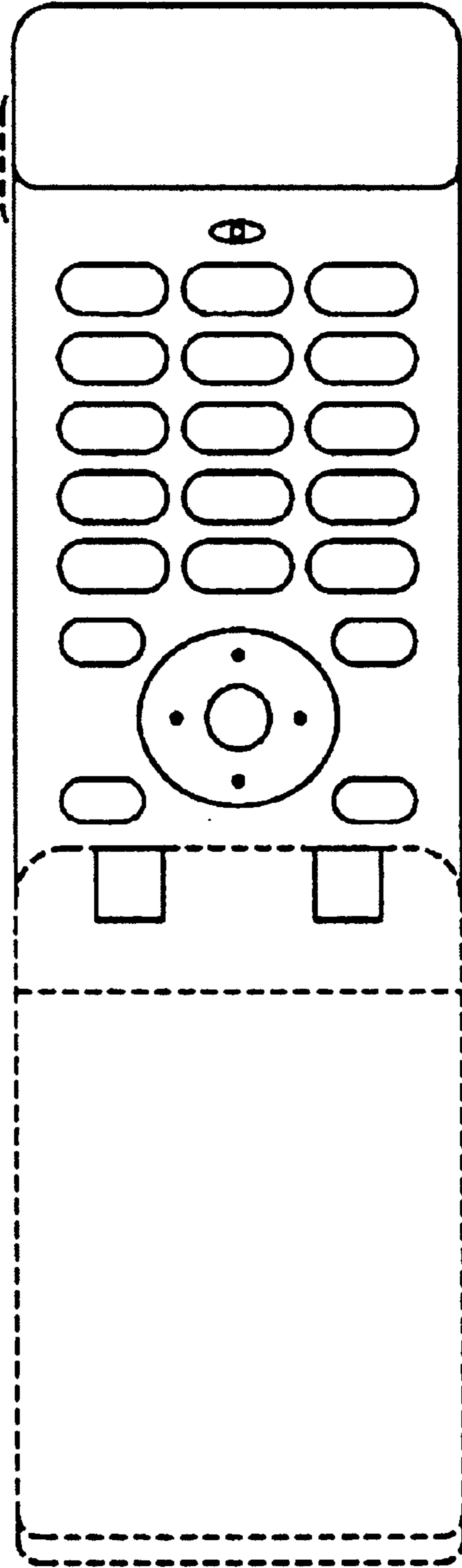


Fig. 8

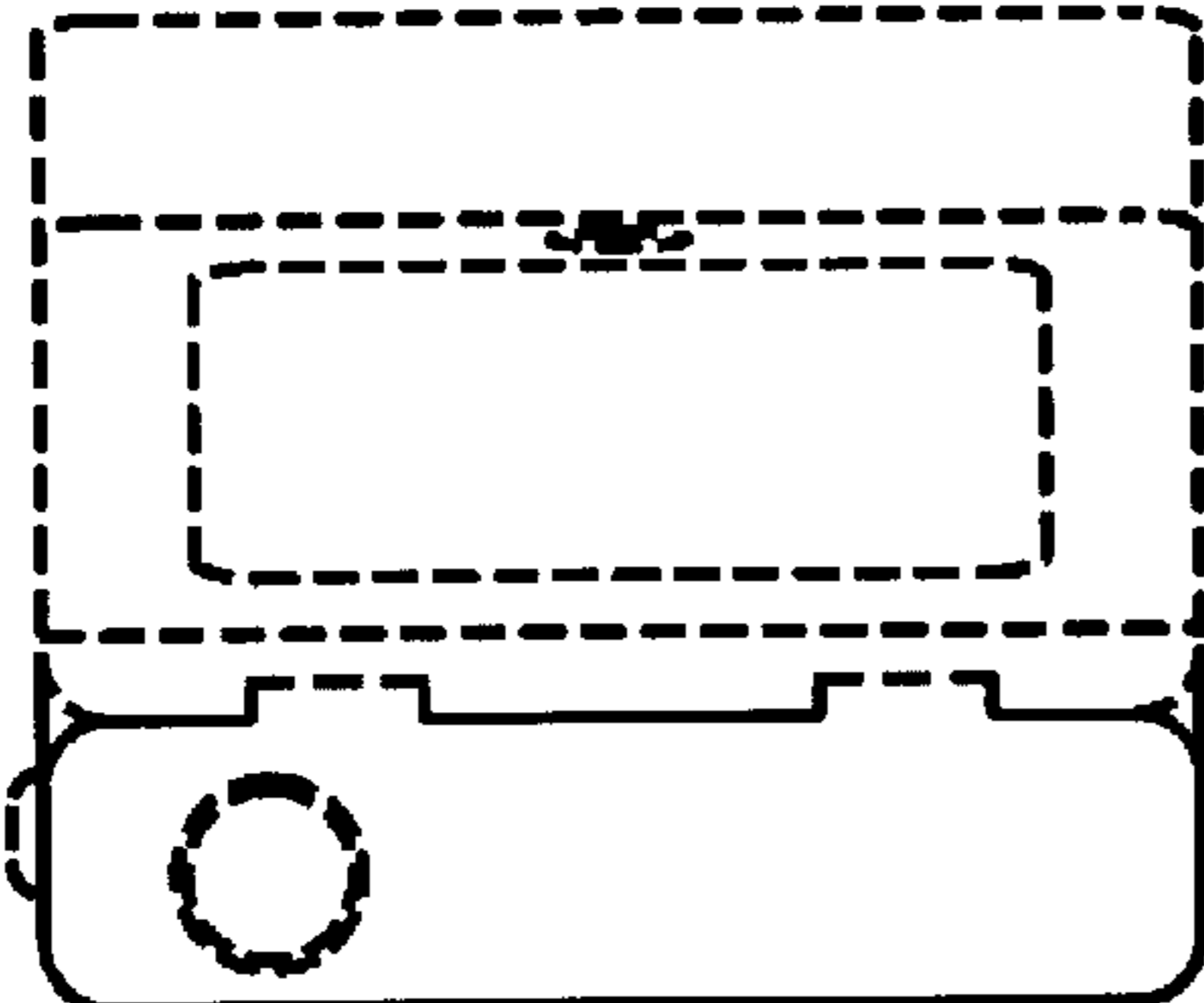


Fig.9

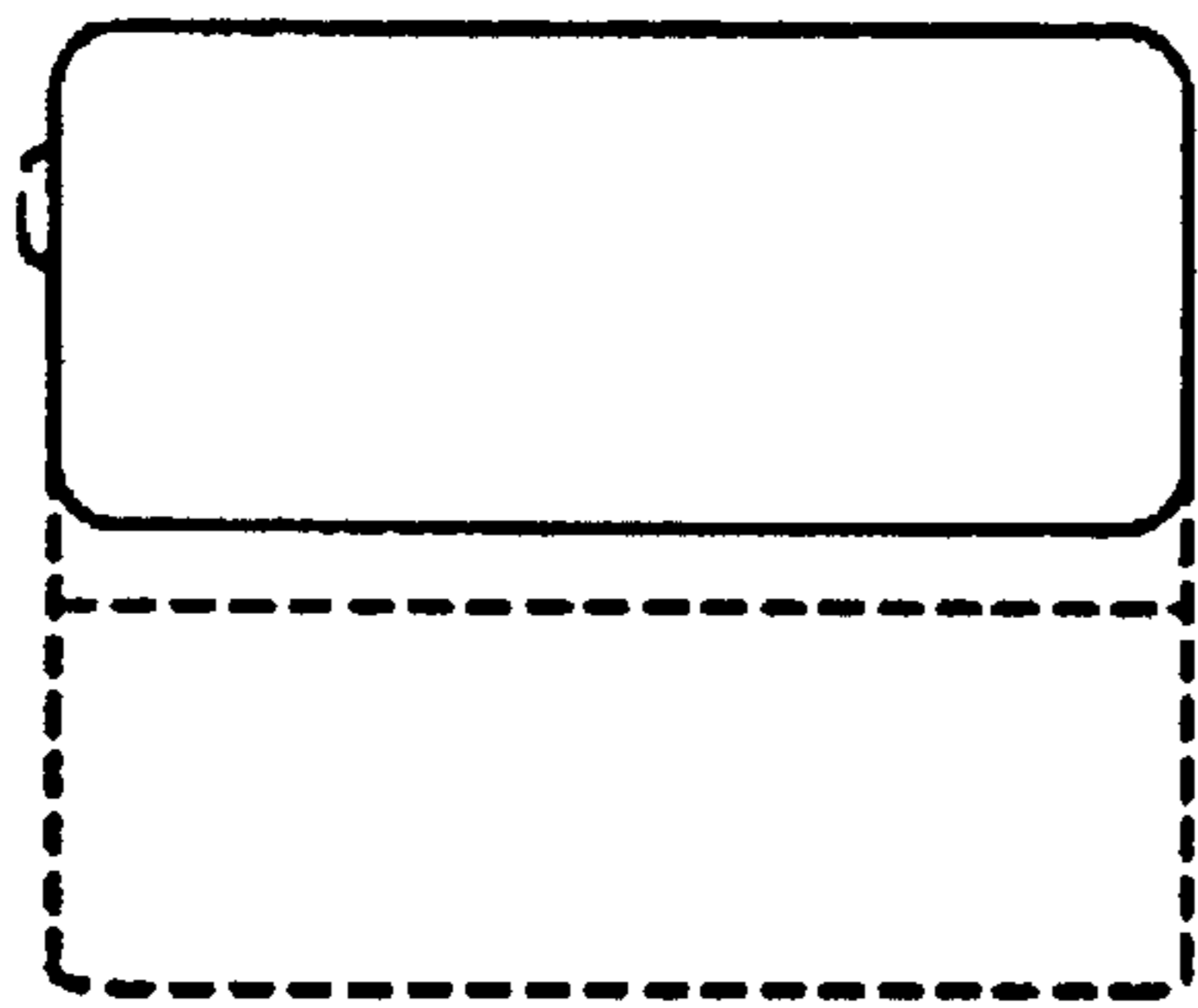


Fig. 10

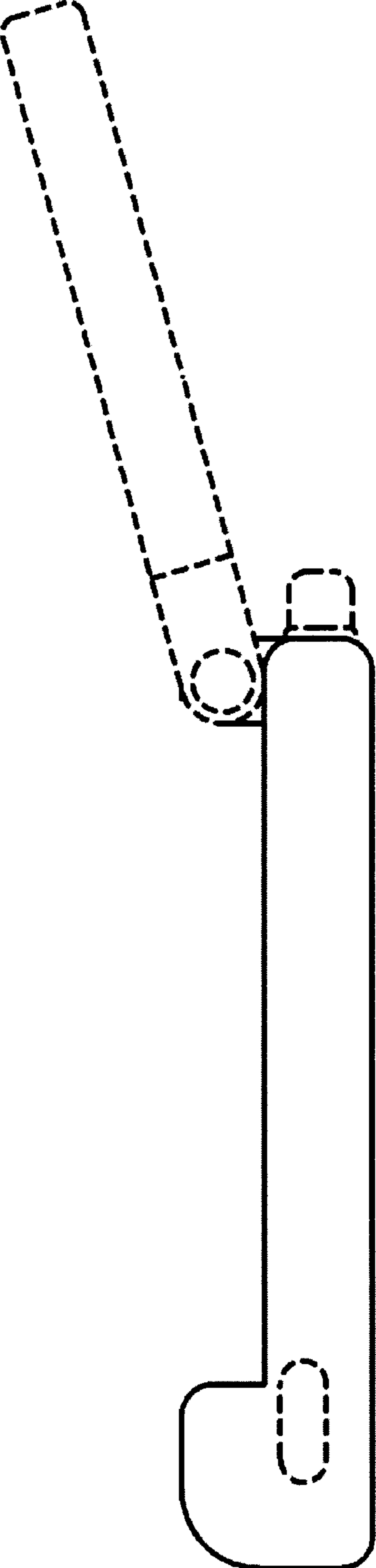


Fig. 11

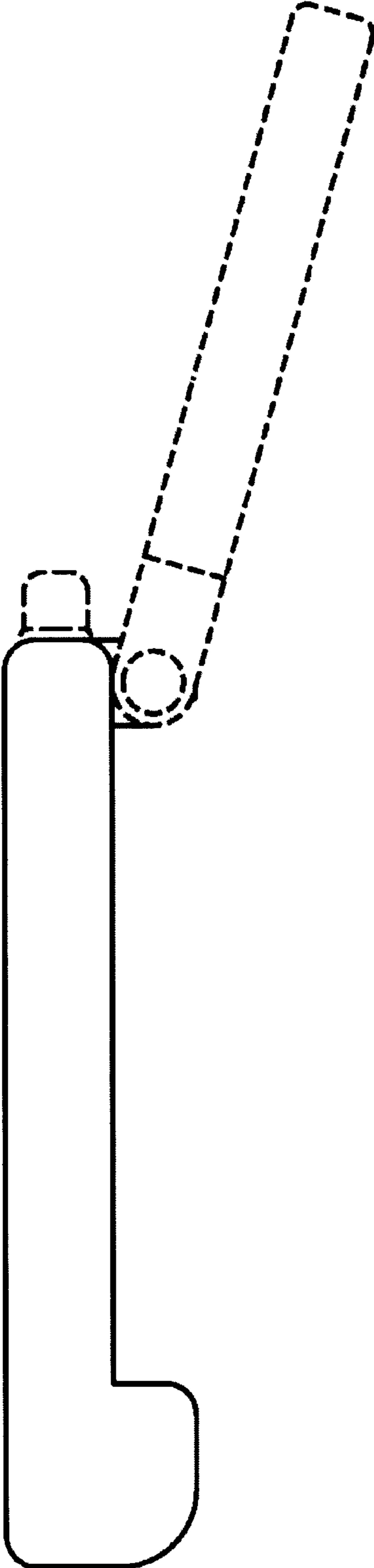


Fig. 12