



US00D515052S

(12) **United States Design Patent**  
**Peng**

(10) **Patent No.:** **US D515,052 S**

(45) **Date of Patent:** **\*\* Feb. 14, 2006**

(54) **DVD PLAYER WITH DISPLAY**

(75) **Inventor:** **Juen Tien Peng, Chung Li (TW)**

(73) **Assignee:** **Action Electronics Co., Ltd., Chung Li (TW)**

(\*\*) **Term:** **14 Years**

(21) **Appl. No.:** **29/212,002**

(22) **Filed:** **Aug. 26, 2004**

(51) **LOC (8) Cl. .... 14-03**

(52) **U.S. Cl. .... D14/129**

(58) **Field of Classification Search** ..... D14/125-134,  
D14/239, 371, 374-376; 312/7.2; 348/836,  
348/838, 180, 184, 325, 739; 341/12; 248/917-924,  
248/465; 345/104, 133, 156, 168, 87, 173;  
720/605, 669, 600, 655; 369/99, 197; 455/344-347  
See application file for complete search history.

(56) **References Cited**

**U.S. PATENT DOCUMENTS**

5,265,083	A	*	11/1993	Ishii et al. ....	720/605
D409,184	S	*	5/1999	Sakamoto et al. ....	D14/129
D412,900	S	*	8/1999	Utsugi .....	D14/156
6,014,357	A	*	1/2000	Watanabe et al. ....	720/655
D443,256	S	*	6/2001	Yoshiyama .....	D14/129
D445,100	S	*	7/2001	Sawai .....	D14/136
D447,738	S	*	9/2001	Usami et al. ....	D14/129
D456,373	S	*	4/2002	Usami et al. ....	D14/129

D484,472	S	*	12/2003	Isshiki .....	D14/132
6,772,422	B2	*	8/2004	Yano et al. ....	720/600
6,792,292	B1	*	9/2004	Chatani .....	455/566
6,795,377	B2	*	9/2004	Gorden .....	368/12
2004/0130616	A1	*	7/2004	Tseng .....	348/61

**OTHER PUBLICATIONS**

Pioneer Catalog, May, 1999.\*  
Sound and Viosion, Jan. 2003.\*  
Hong Kong Electronics, May 2003, rear cover, and p. 236.\*

\* cited by examiner

*Primary Examiner*—Raphael Barkai

(74) *Attorney, Agent, or Firm*—Rosenberg, Klein & Lee

(57) **CLAIM**

The ornamental design for a DVD player with display, as shown and described.

**DESCRIPTION**

FIG. 1 is a perspective view of DVD player with display showing my design.

FIG. 2 is a front elevational view thereof;

FIG. 3 is rear elevational view thereof.

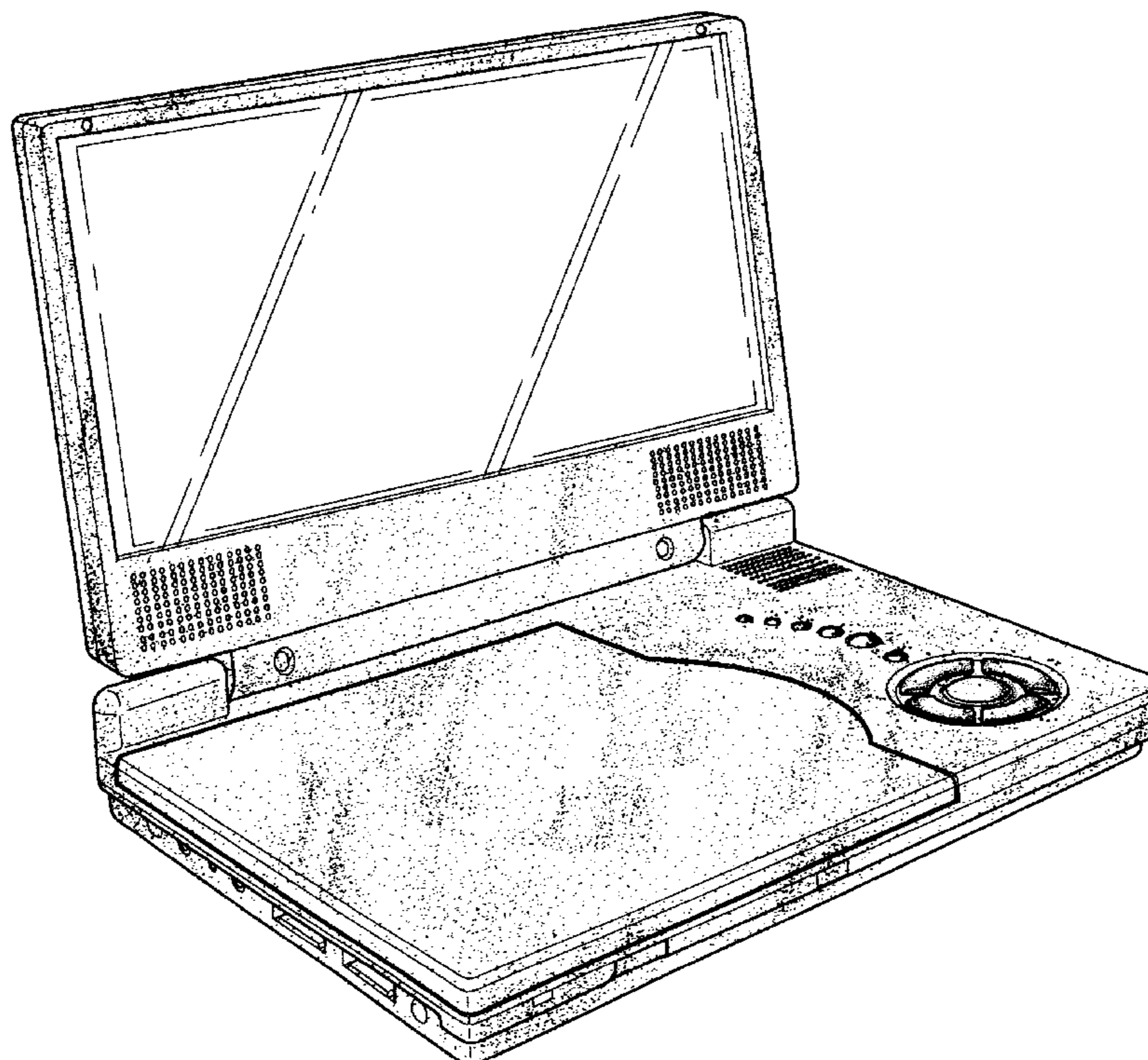
FIG. 4 is left elevational view thereof;

FIG. 5 is a right elevational view thereof;

FIG. 6 is a top view thereof; and,

FIG. 7 is a bottom view thereof.

**1 Claim, 4 Drawing Sheets**



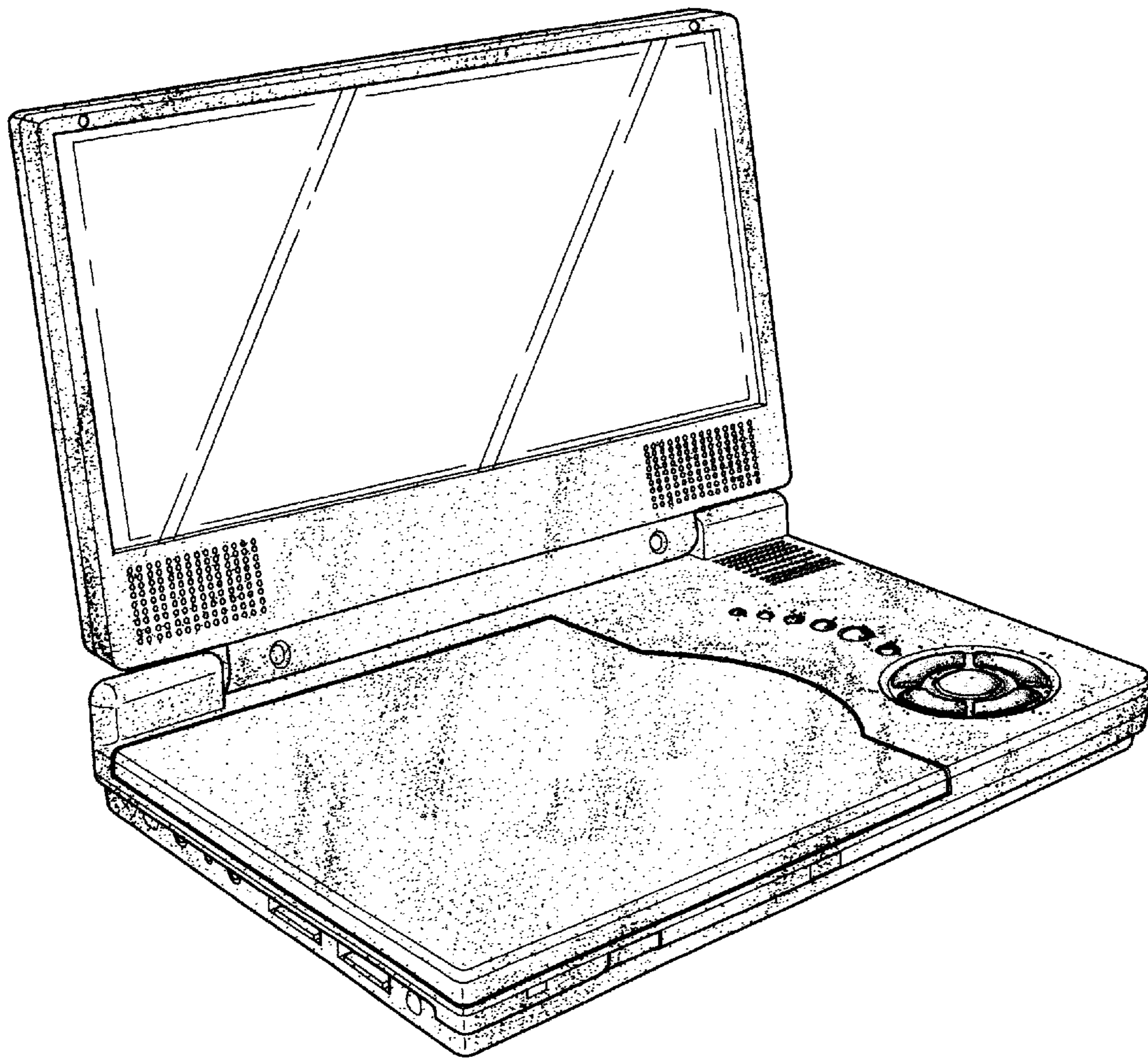


FIG. 1

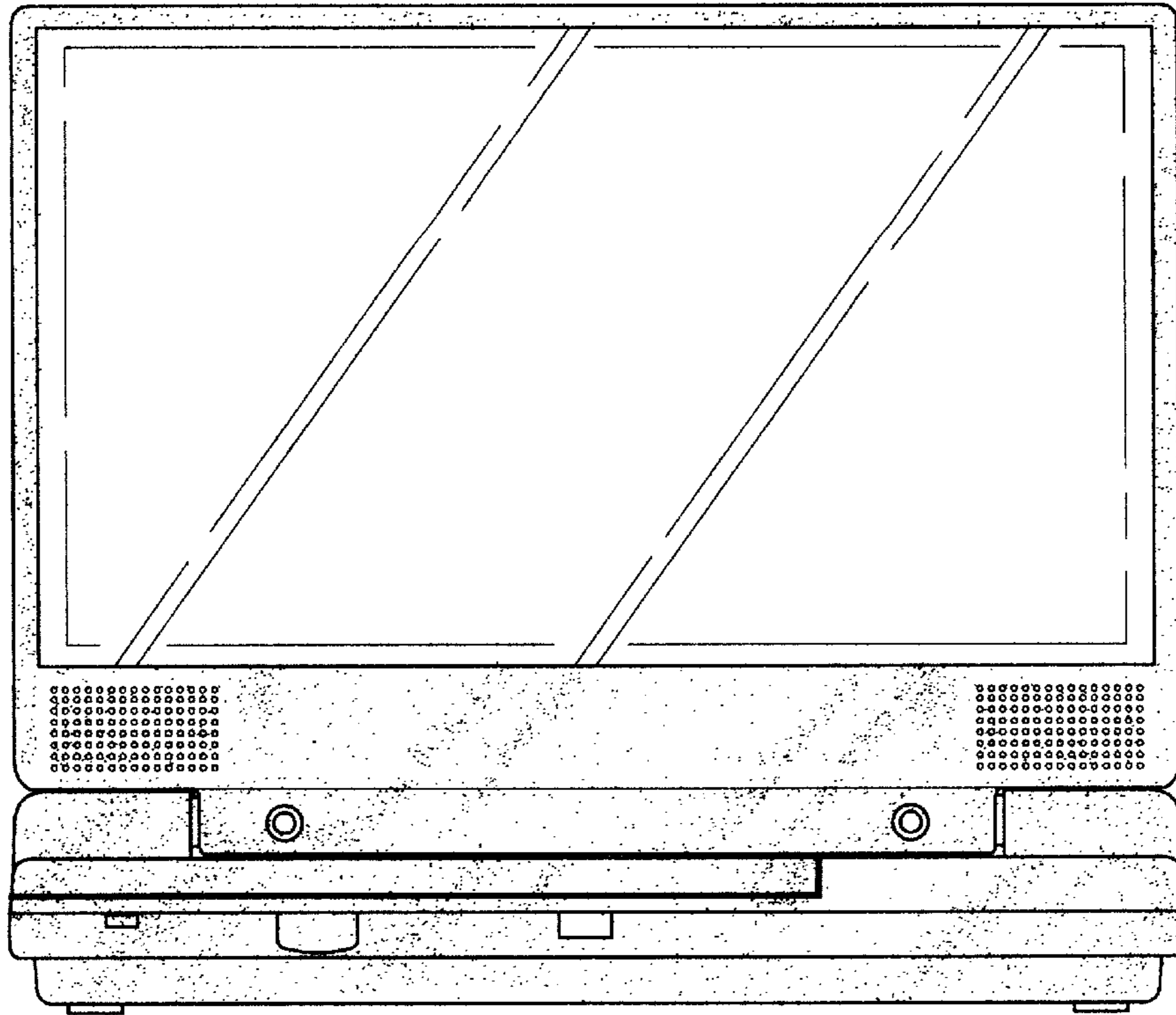


FIG. 2

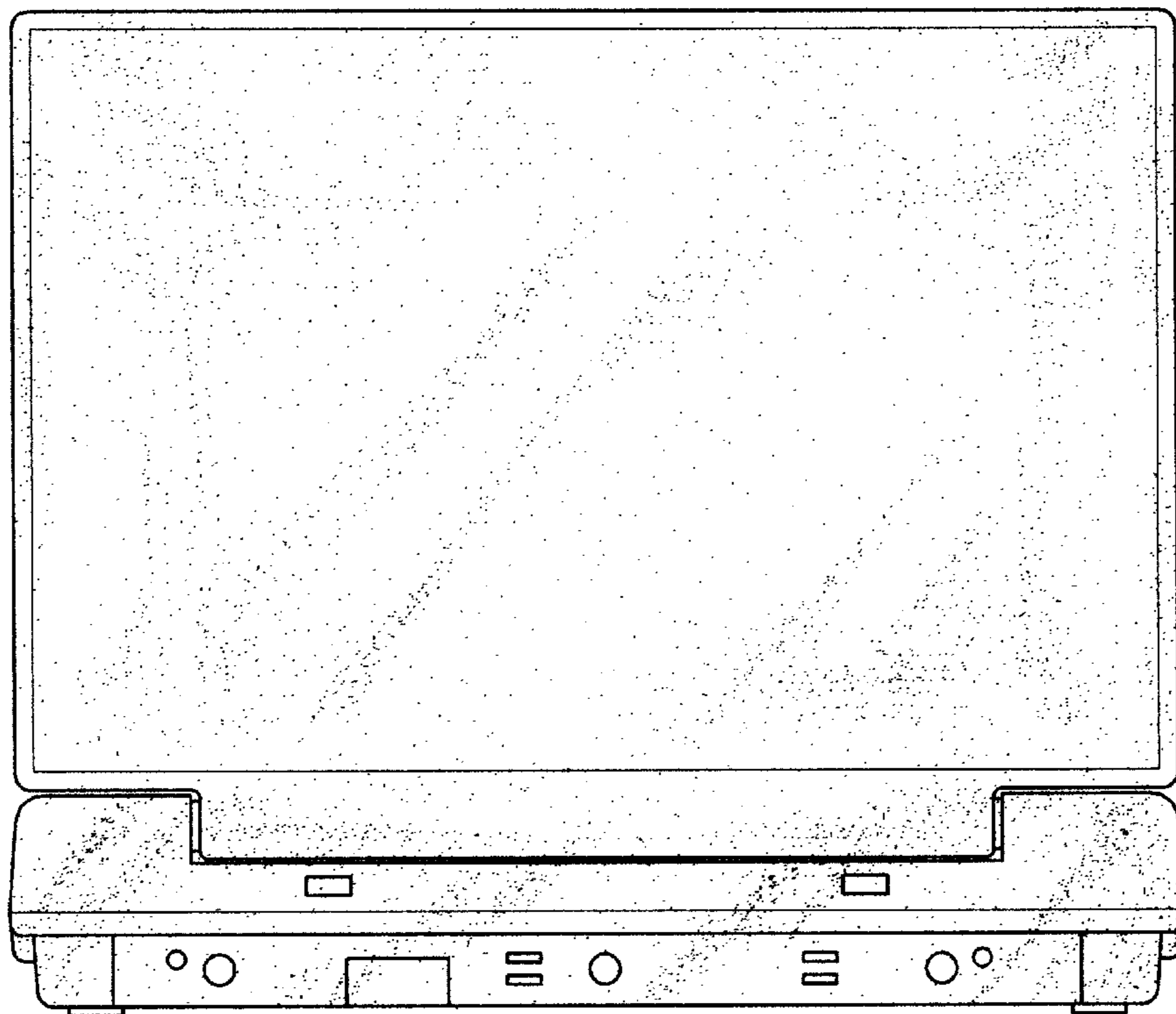


FIG. 3




FIG. 4




FIG. 5

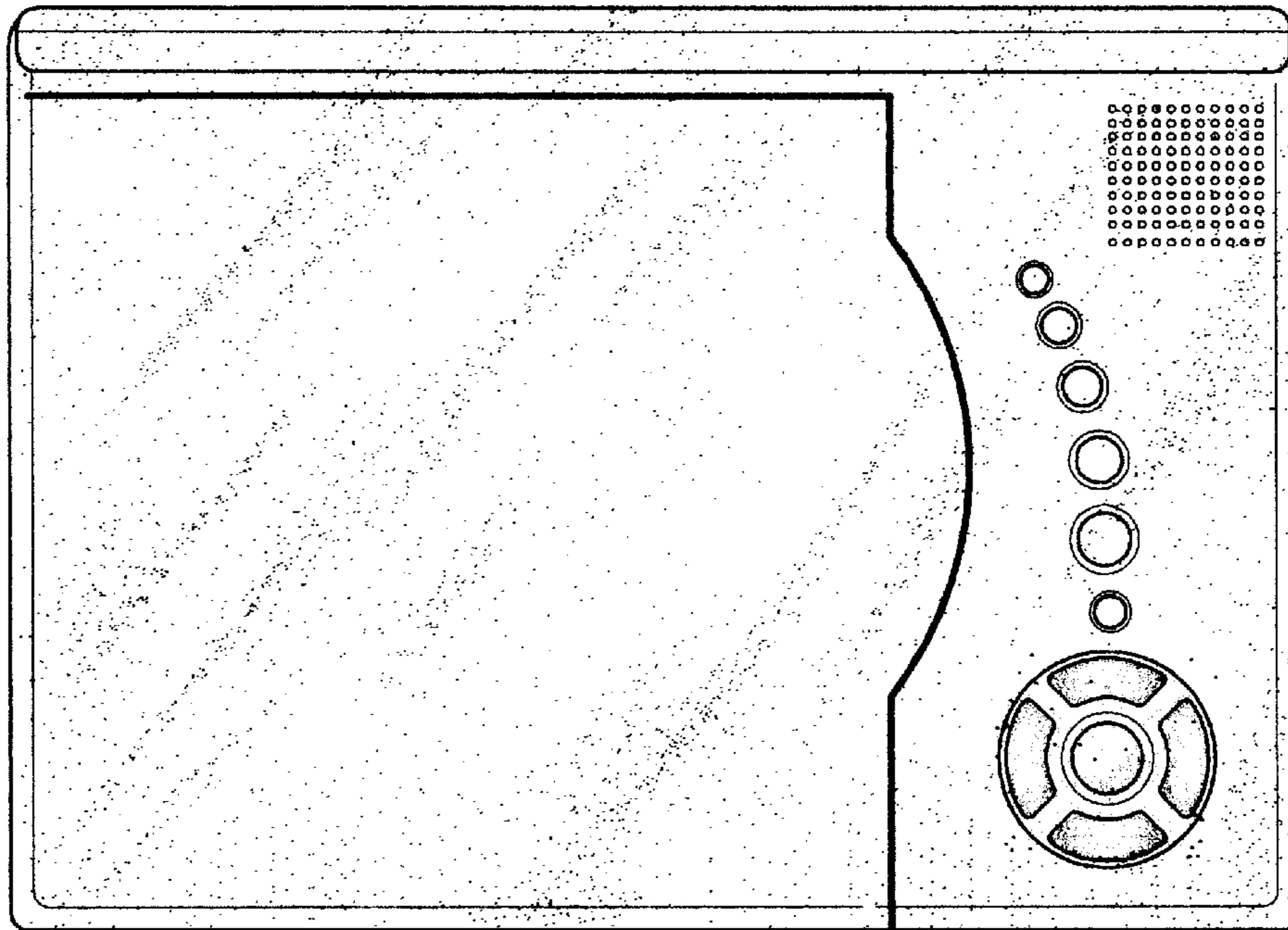


FIG. 6

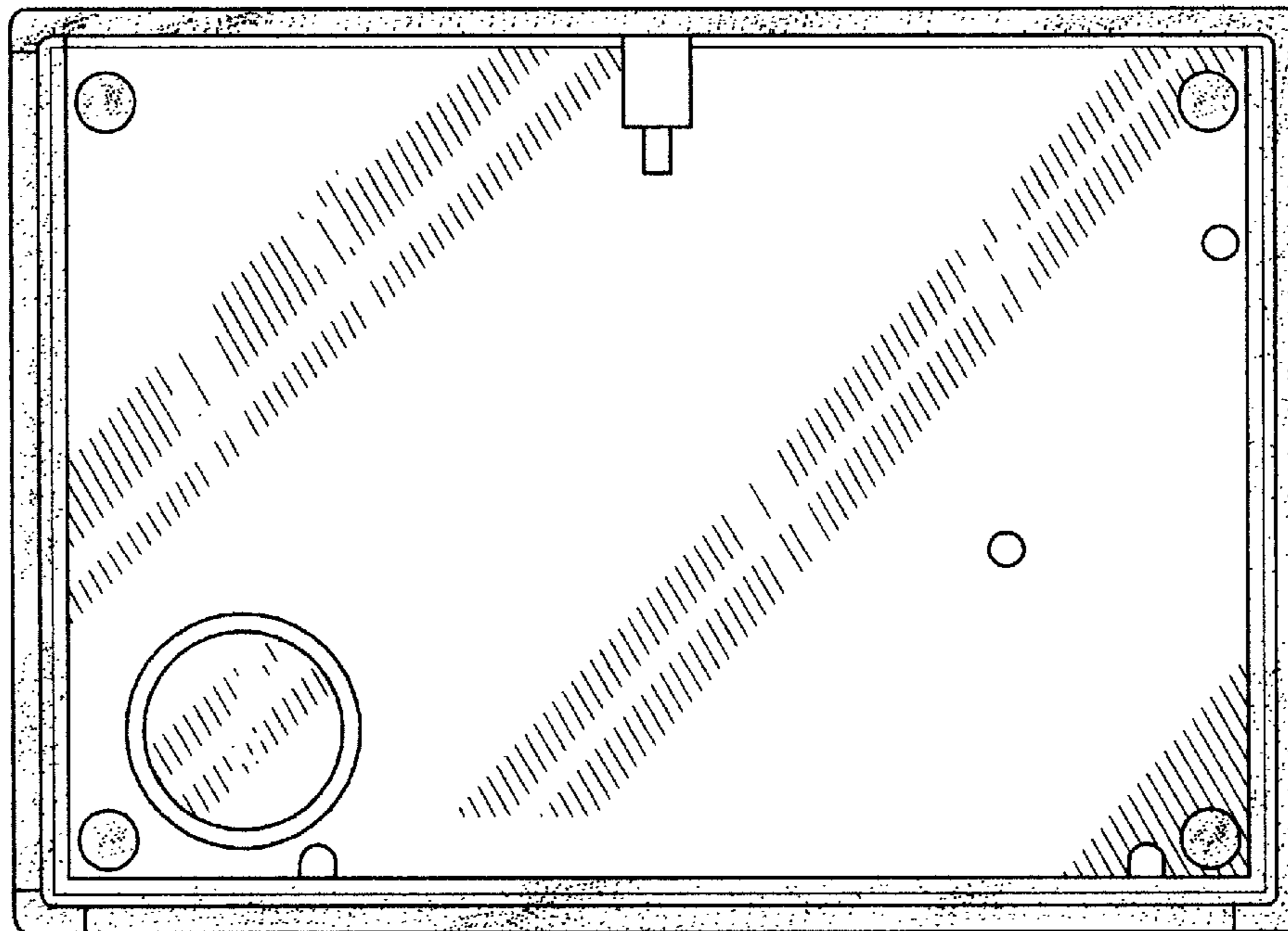


FIG. 7