



US00D515049S

(12) **United States Design Patent**
Asanuma et al.

(10) **Patent No.:** **US D515,049 S**
(45) **Date of Patent:** **** Feb. 14, 2006**

(54) **COMBINED TELEVISION AND BASE**

(75) Inventors: **Toshikazu Asanuma**, Ibaraki (JP);
Koichi Matsumoto, Osaka (JP)

(73) Assignee: **Matsushita Electric Industrial Co., Ltd.**, Osaka (JP)

(**) Term: **14 Years**

(21) Appl. No.: **29/211,470**

(22) Filed: **Aug. 17, 2004**

(30) **Foreign Application Priority Data**

Feb. 27, 2004 (JP) 2004-005932

(51) **LOC (8) Cl.** **14-03**

(52) **U.S. Cl.** **D14/129**

(58) **Field of Classification Search** D14/125-134,
D14/239, 371, 374-376; 312/7.2; 348/836,
348/838, 180, 184, 325, 739; 341/12; 248/917-924;
345/104, 133, 156, 168, 87, 173; 353/74;
D10/106; D13/164; D6/477-479, 630, 481
See application file for complete search history.

(56) **References Cited**

U.S. PATENT DOCUMENTS

- D328,206 S * 7/1992 Lewis D6/481
- D432,103 S * 10/2000 Mitsuhashi et al. D14/126
- D457,507 S * 5/2002 Lim et al. D14/133
- D458,238 S * 6/2002 Niitsu D14/126
- D474,047 S * 5/2003 Lara D6/479
- D477,292 S 7/2003 Inoue et al.

- D483,726 S * 12/2003 Teng et al. D14/129
- D485,539 S 1/2004 Goto et al.
- D486,804 S 2/2004 Takami et al.
- D488,785 S * 4/2004 Ohba et al. D14/129
- D497,060 S * 10/2004 Chang D6/477
- 6,814,009 B2 * 11/2004 Acevedo et al. 312/7.2
- D500,930 S * 1/2005 Goto et al. D6/474

FOREIGN PATENT DOCUMENTS

- JP D1066086/1 4/2000
- JP D1076459 6/2000
- JP D1169243 3/2003

* cited by examiner

Primary Examiner—Raphael Barkai

(74) *Attorney, Agent, or Firm*—Brinks Hofer Gilson & Lione


(57) **CLAIM**

The ornamental design for a combined television and base, as shown and described.

DESCRIPTION

FIG. 1 is a top perspective view of a combined television and base of the present invention;
 FIG. 2 is a front view thereof;
 FIG. 3 is a rear view thereof;
 FIG. 4 is a first side view thereof, wherein the second side view is a mirror image thereof;
 FIG. 5 is a top view thereof; and,
 FIG. 6 is a bottom view thereof.

1 Claim, 6 Drawing Sheets






FIG. 1




FIG. 2

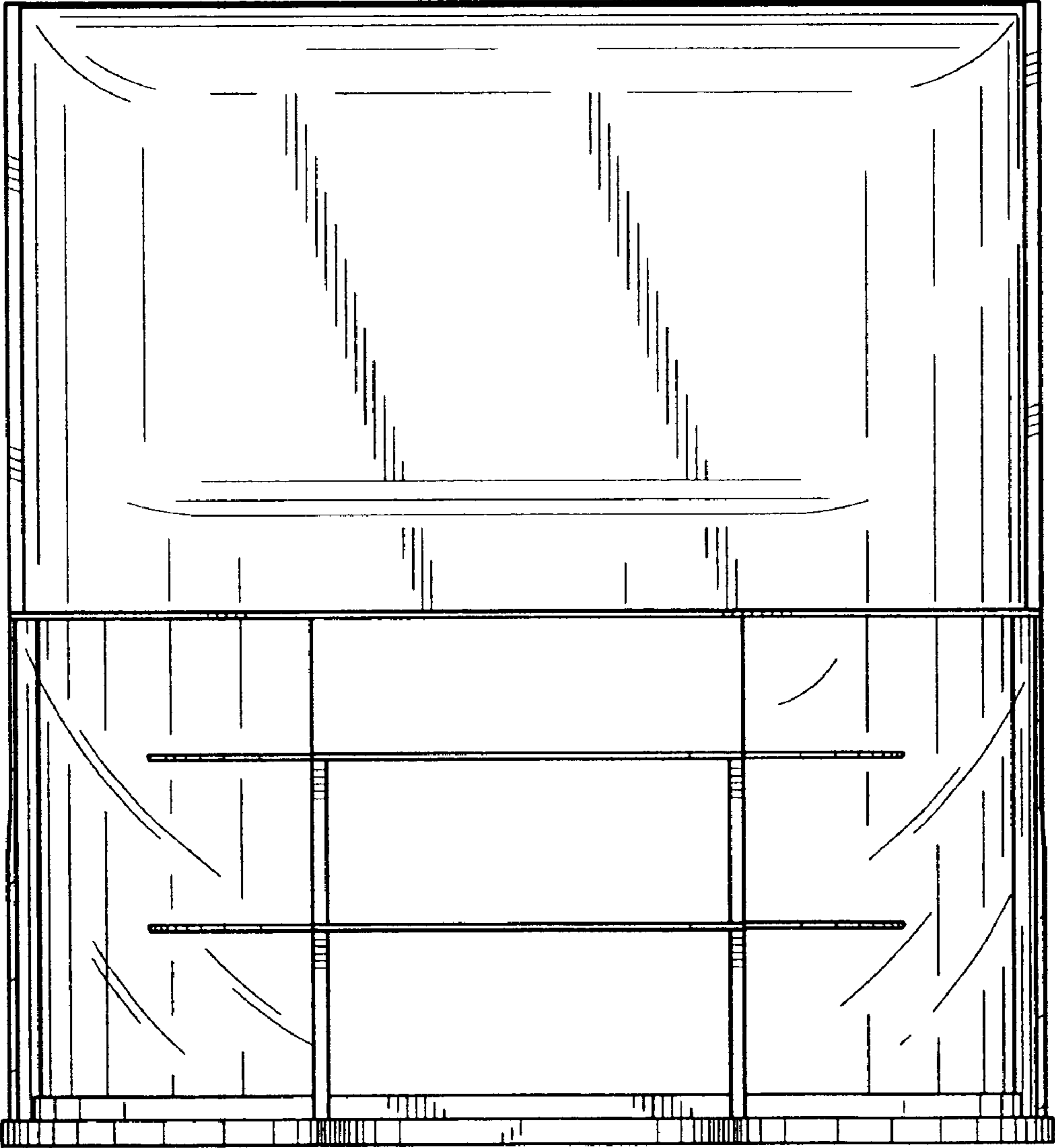


FIG. 3

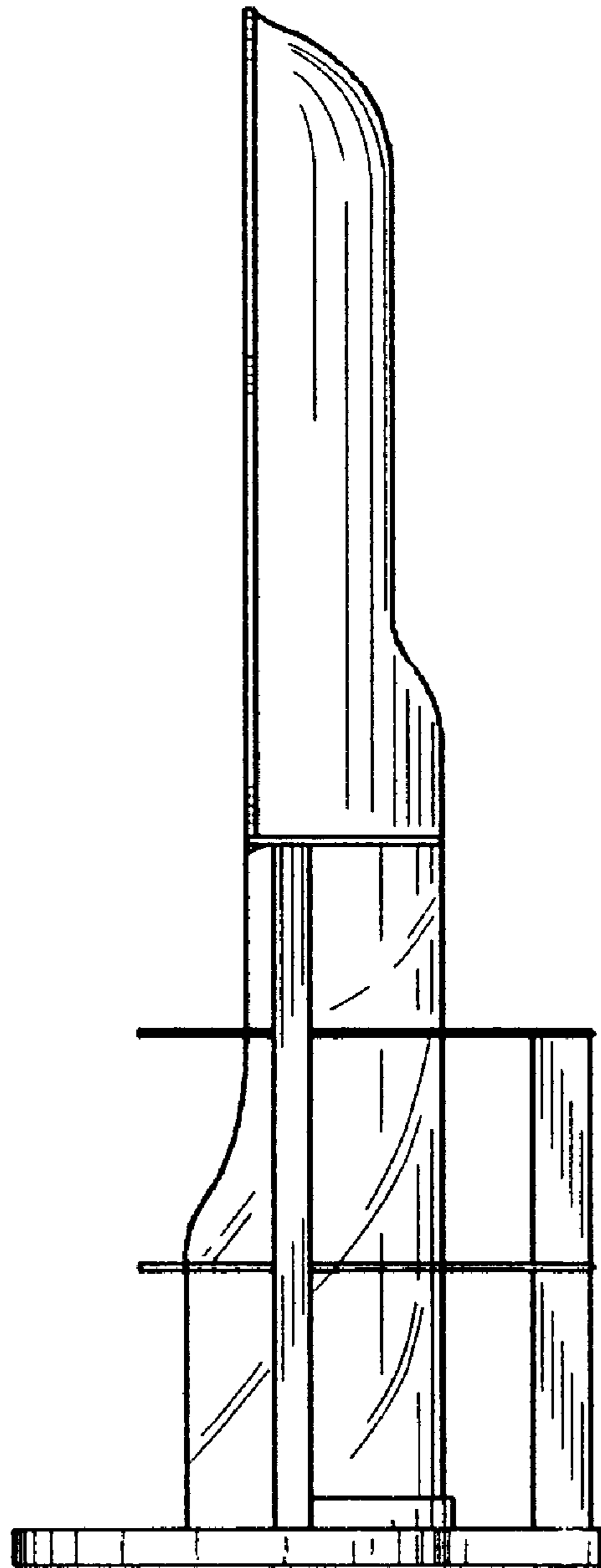


FIG. 4

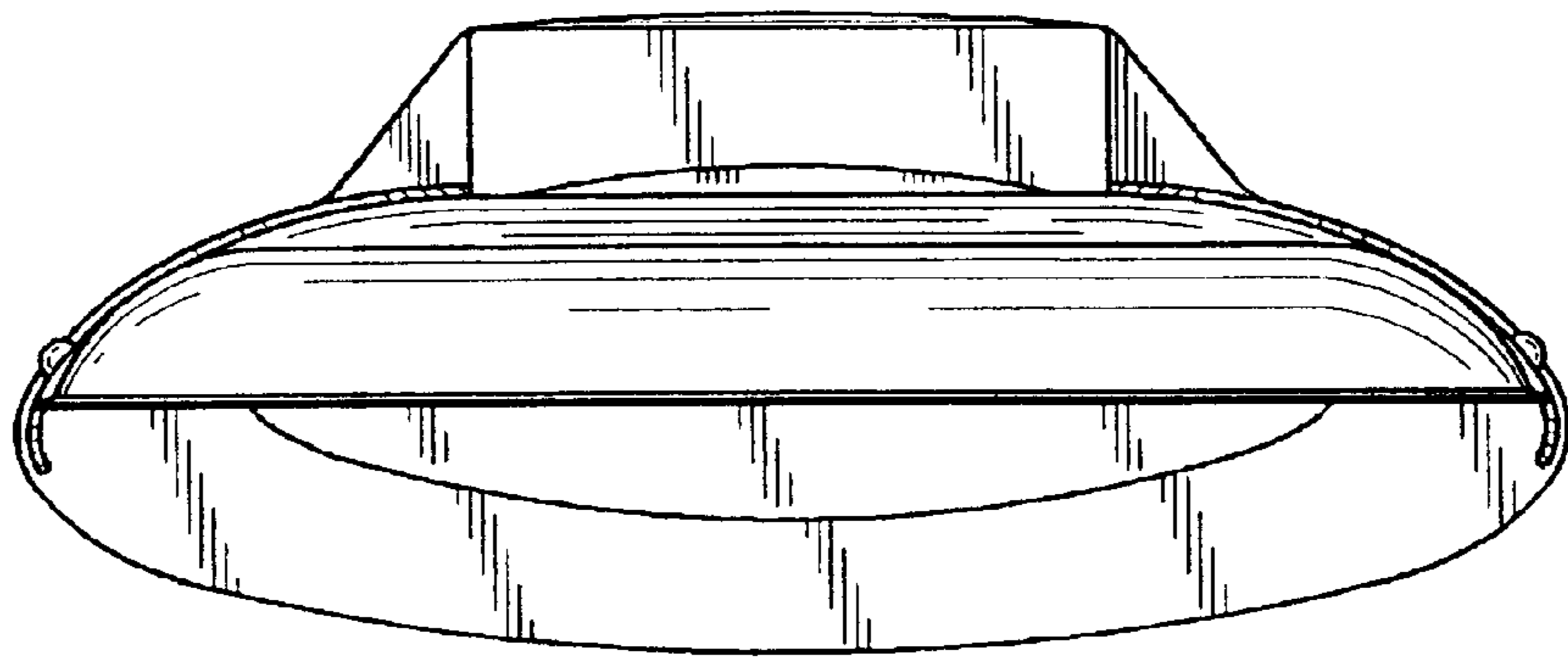


FIG. 5

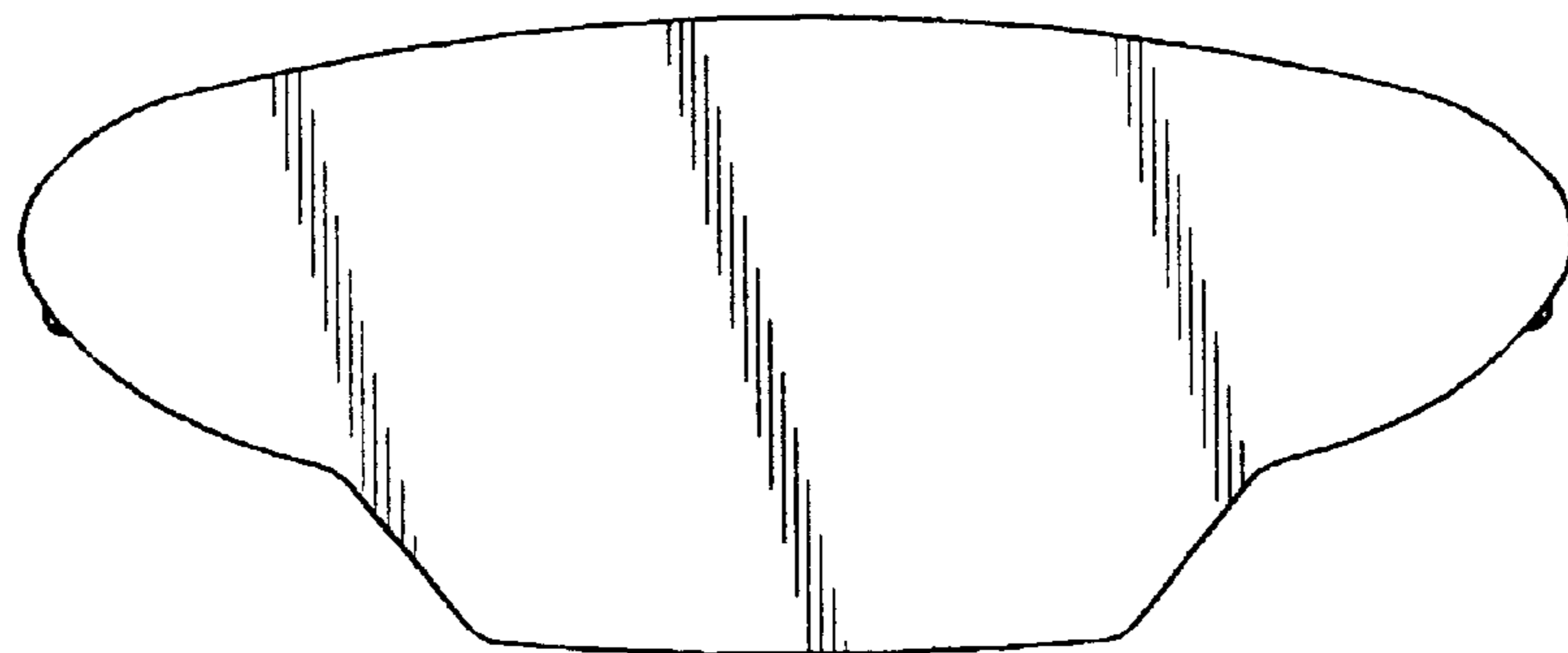


FIG. 6