



US00D515030S

(12) **United States Design Patent** (10) Patent No.: **US D515,030 S**
Yasuda et al. (45) Date of Patent: **** Feb. 14, 2006**

(54) **ENGINE-DRIVEN GENERATOR**
 (75) Inventors: **Hitoshi Yasuda, Kawagoe (JP); Satoshi Kojima, Kawagoe (JP)**
 (73) Assignee: **Denyo Kabushiki Kaisha, Tokyo (JP)**
 (**) Term: **14 Years**

(21) Appl. No.: **29/213,419**
 (22) Filed: **Sep. 17, 2004**

(51) **LOC (8) Cl.** **13-01**
 (52) **U.S. Cl.** **D13/112**
 (58) **Field of Classification Search** D13/110-114,
 D13/184, 199; 123/2, 198 E; 181/200; 219/133;
 290/1 A, 1 B; 307/150; 310/159
 See application file for complete search history.

(56) **References Cited**
U.S. PATENT DOCUMENTS

D194,490 S * 1/1963 Winslow et al. D15/1
 D227,411 S * 6/1973 DeBella D15/1
 D249,788 S * 10/1978 Nanjo D13/116
 5,168,171 A * 12/1992 Tracewell 307/64
 5,591,362 A * 1/1997 Feldhausen et al. 219/133

5,607,608 A * 3/1997 Feldhausen et al. 219/133
 5,734,148 A * 3/1998 Latvis et al. 219/133
 D480,359 S * 10/2003 Yamada et al. D13/114
 2002/0000342 A1 * 1/2002 Yamada et al. 181/204
 2003/0155339 A1 * 8/2003 Gitter et al. 219/133

* cited by examiner

Primary Examiner—Stella Reid
Assistant Examiner—Daniel Bui
 (74) *Attorney, Agent, or Firm*—Jacobson Holman PLLC

(57) **CLAIM**

The ornamental design for an engine-driven generator, as shown and described.

DESCRIPTION

FIG. 1 is a front perspective view showing our new design for an engine-driven generator;
 FIG. 2 is a left side elevation view thereof;
 FIG. 3 is a right side elevation view thereof;
 FIG. 4 is a front elevation view thereof;
 FIG. 5 is a rear elevation view thereof;
 FIG. 6 is a top plan view thereof; and,
 FIG. 7 is a bottom plan view thereof.

1 Claim, 3 Drawing Sheets

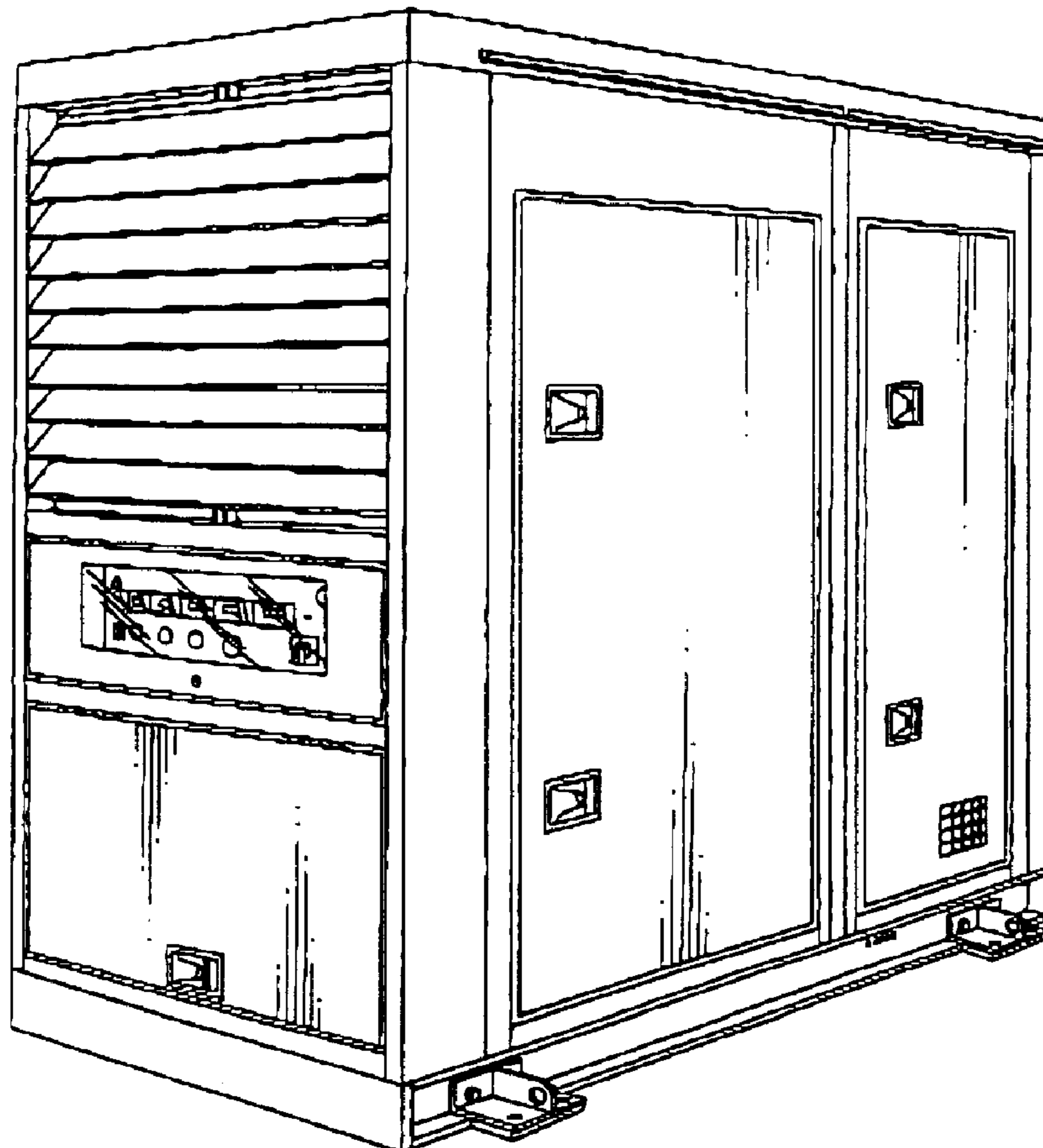


FIG. 1

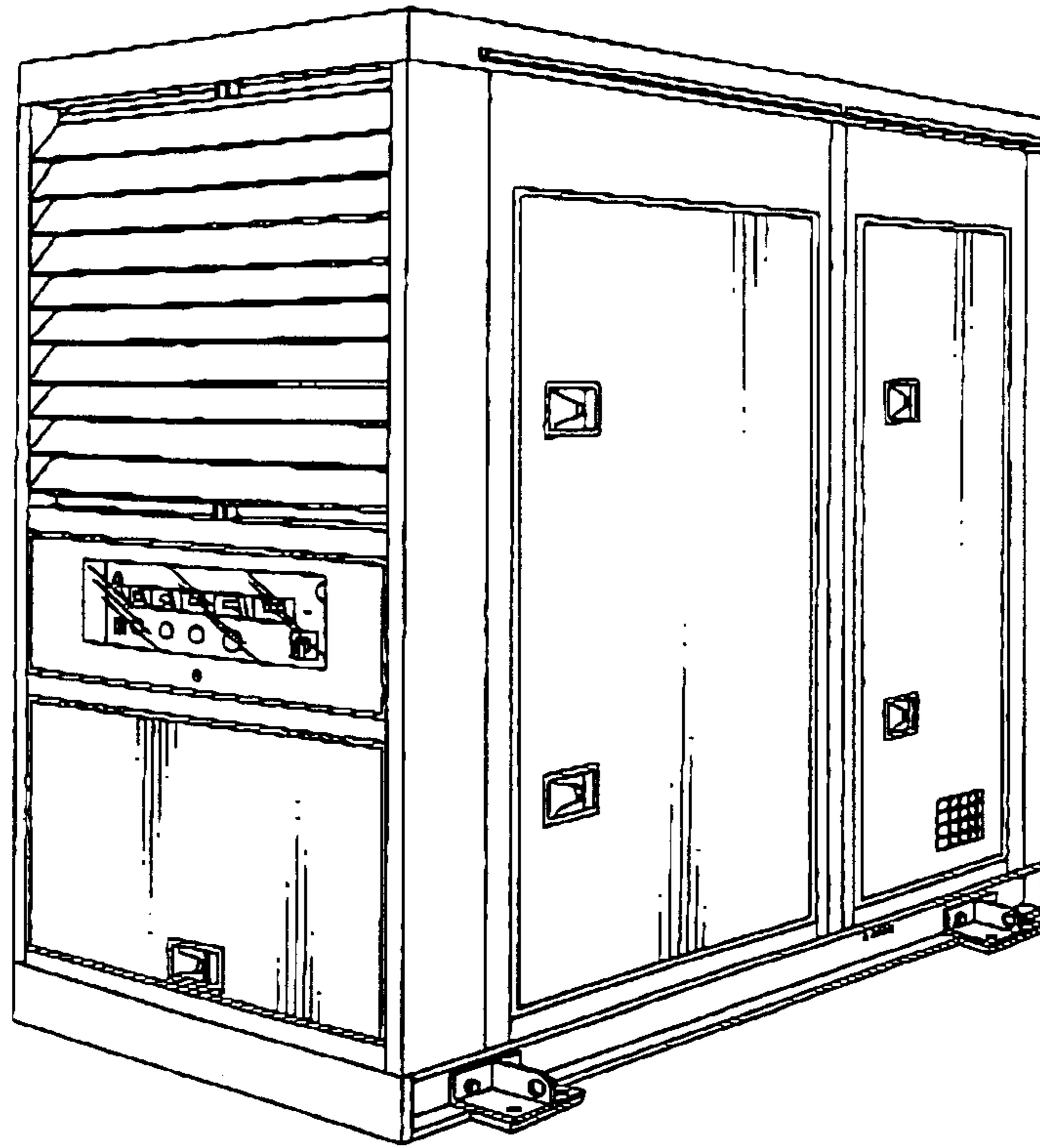


FIG. 2

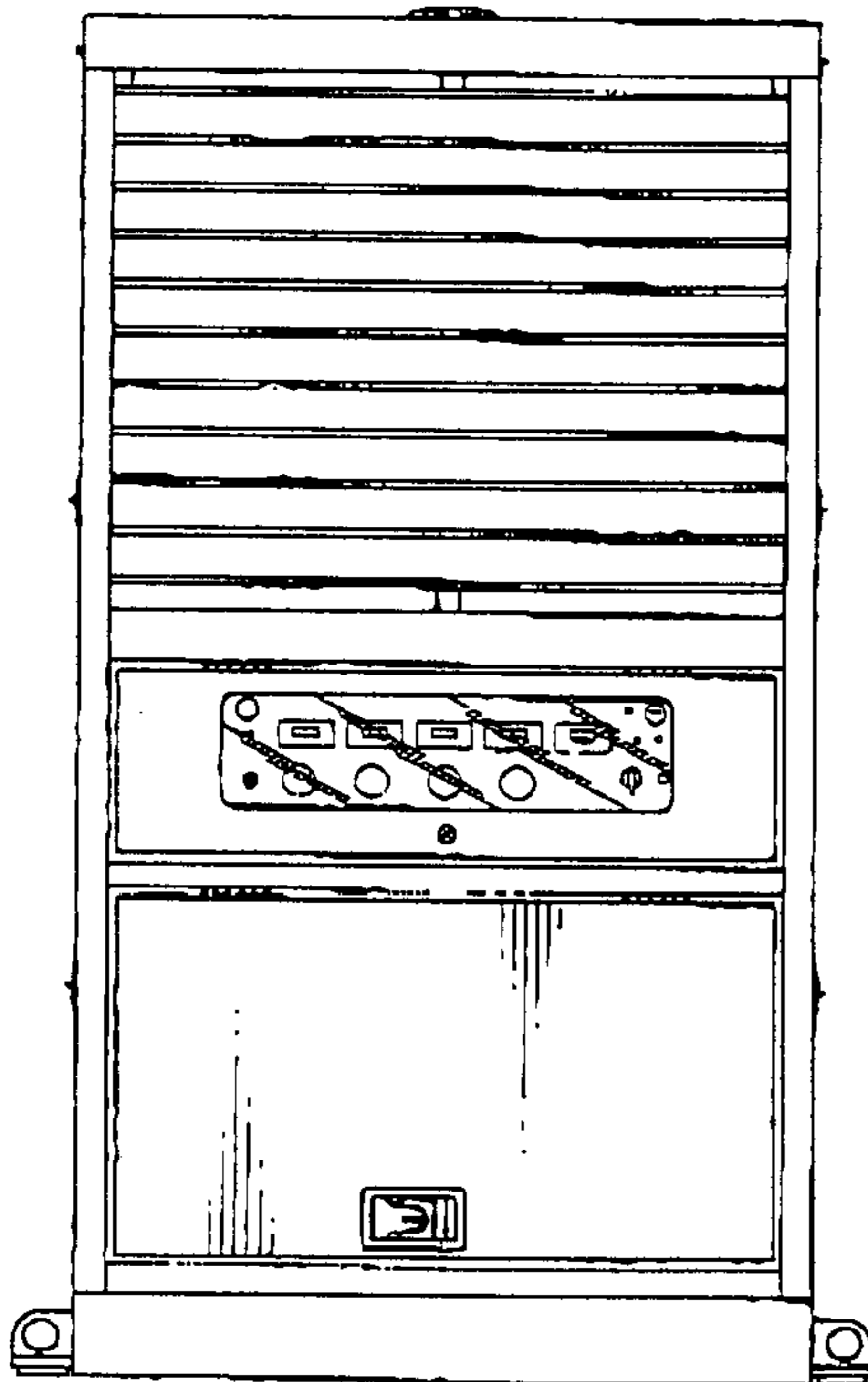


FIG. 3

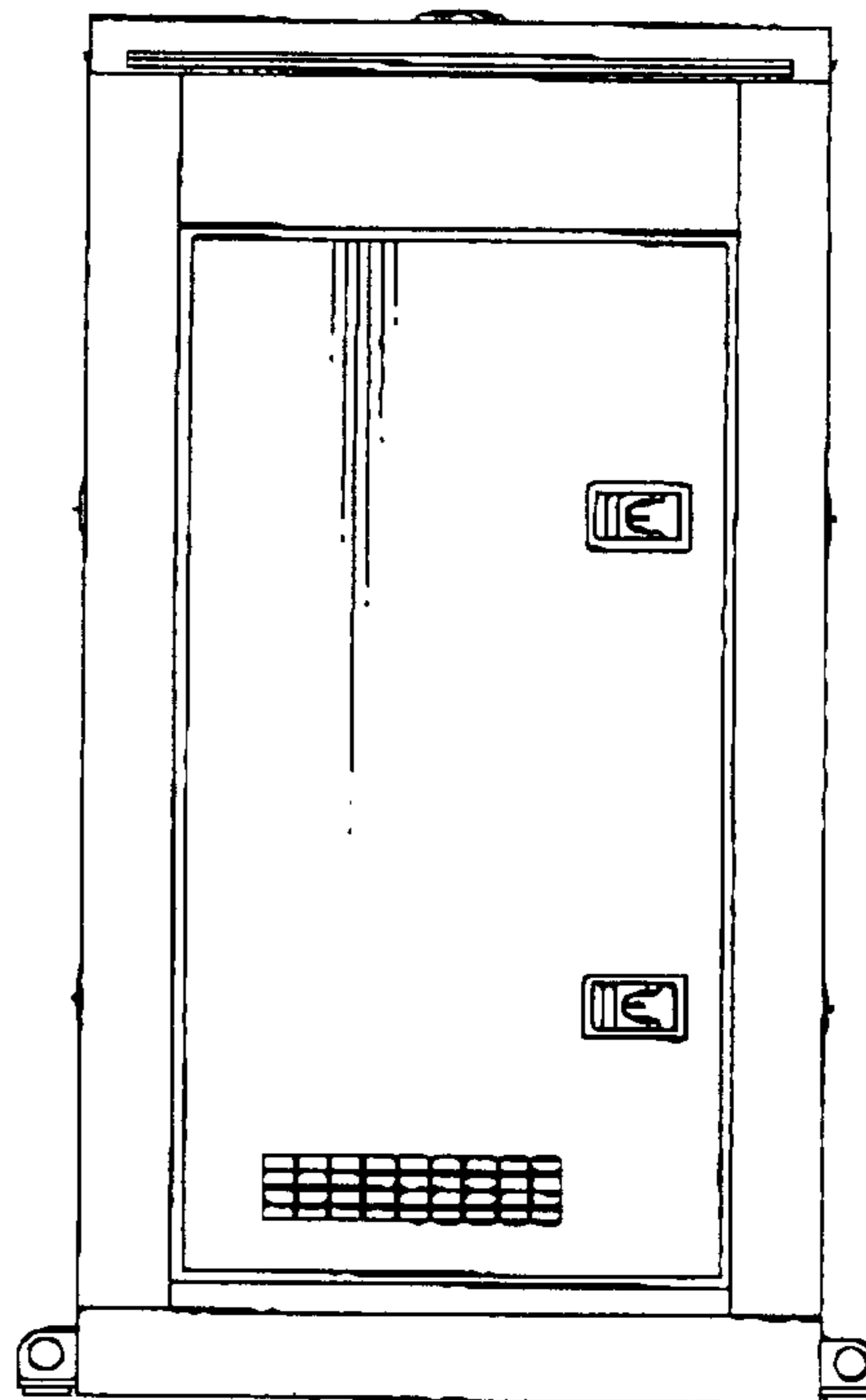


FIG. 4




FIG. 5




FIG. 6

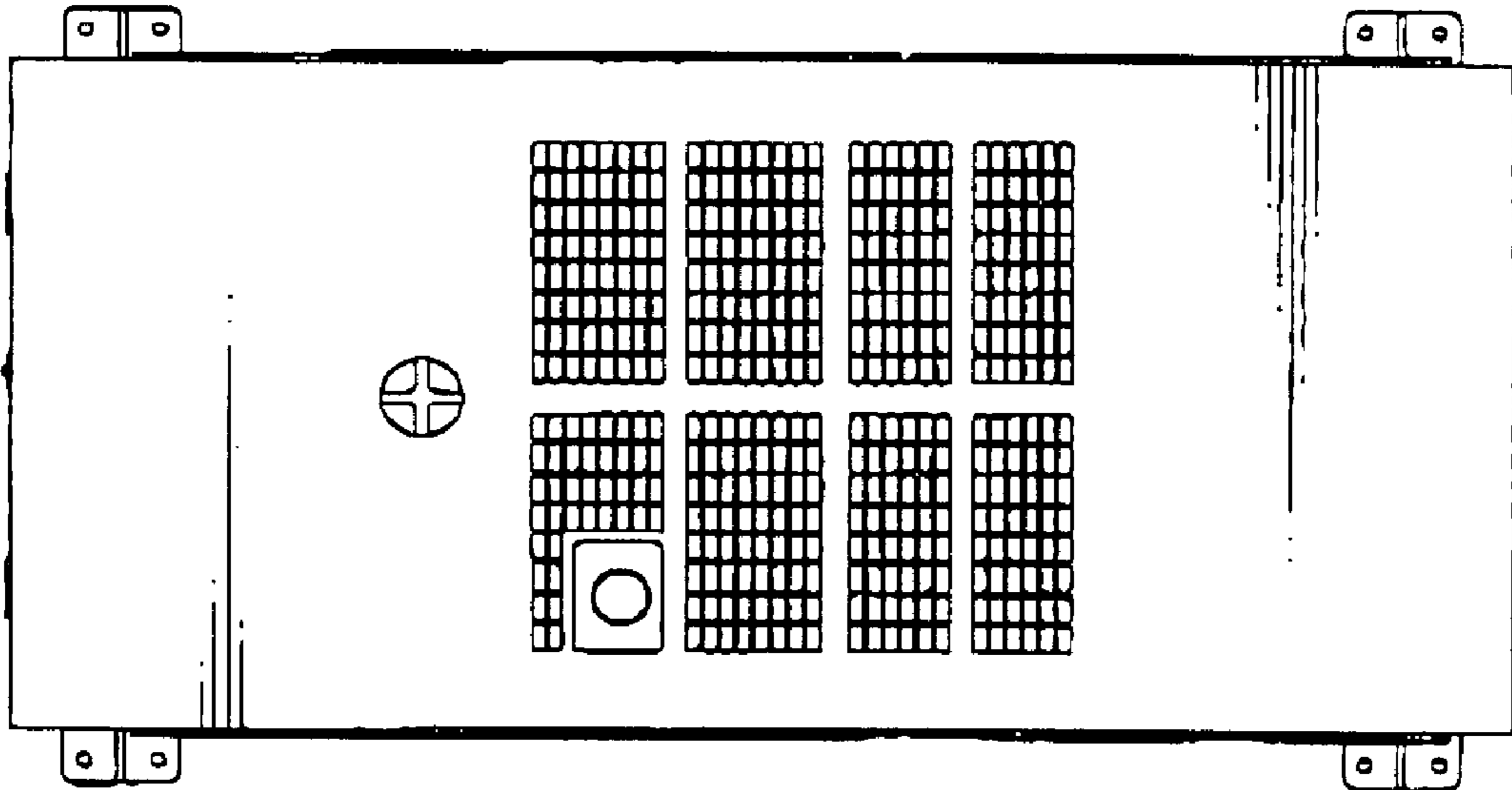


FIG. 7

