



US00D515028S

(12) **United States Design Patent** (10) **Patent No.:** **US D515,028 S**
Krieger et al. (45) **Date of Patent:** **** Feb. 14, 2006**

- (54) **JUMP STARTER**
- (75) Inventors: **Michael Krieger**, Miami Beach, FL
 (US); **Kevin Ellsworth**, Hollywood, FL
 (US)
- (73) Assignee: **Vectors Products, Inc.**, Ft. Lauderdale
- (**) Term: **14 Years**
- (21) Appl. No.: **29/227,224**
- (22) Filed: **Apr. 8, 2005**

D452,474 S	12/2001	Casarella	D13/107
6,356,050 B1	3/2002	Hussaini	320/105
D464,619 S	10/2002	Krieger et al.	D13/110
D466,077 S	11/2002	Wang	D13/110
D466,862 S	12/2002	Casarella	D13/107
D469,739 S	* 2/2003	Dayan	D13/107
D474,151 S	* 5/2003	James et al.	D13/119
D479,194 S	9/2003	Casarella	D13/107
D480,357 S	10/2003	Miao	D13/107
D482,324 S	11/2003	James et al.	D13/107
D483,326 S	12/2003	Krieger et al.	D13/107
D484,852 S	1/2004	James et al.	D13/107
6,756,764 B2	6/2004	Smith et al.	320/105
D493,137 S	* 7/2004	Casarella	D13/107
D493,418 S	7/2004	Krieger et al.	D13/107
D493,419 S	7/2004	Krieger et al.	D13/107
D493,420 S	7/2004	Krieger et al.	D13/107

Related U.S. Application Data

- (62) Division of application No. 29/196,744, filed on Jan. 6, 2004, now Pat. No. Des. 504,660.
- (51) **LOC (8) Cl.** **13-02**
- (52) **U.S. Cl.** **D13/107**
- (58) **Field of Classification Search** D13/106-108,
 D13/110; D14/251, 253; 320/105, 107-116
 See application file for complete search history.

* cited by examiner

Primary Examiner—Alan P. Douglas
Assistant Examiner—Rosemary Tarcza
 (74) *Attorney, Agent, or Firm*—Venable LLP; Robert Kinberg; Manni Li

(57) **CLAIM**

The ornamental design for a jump starter, as shown and described.

DESCRIPTION

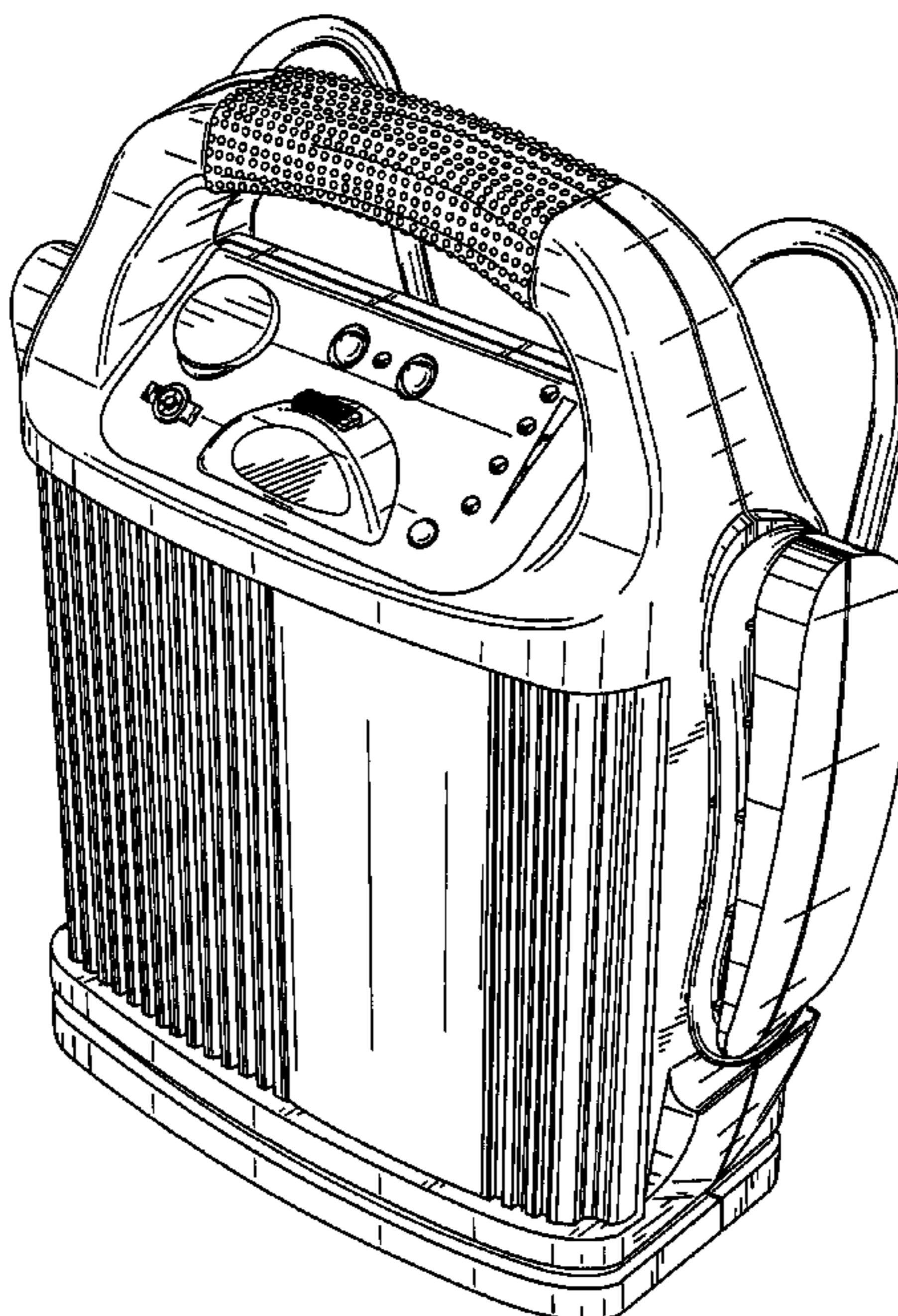
FIG. 1 is a perspective view from the front-top-right side of the jump starter showing our new design;
 FIG. 2 is a front view of the design shown in FIG. 1;
 FIG. 3 is a rear view of the design shown in FIG. 1;
 FIG. 4 is a left side view of the design shown in FIG. 1;
 FIG. 5 is a right side view of the design shown in FIG. 1;
 FIG. 6 is a top view of the design shown in FIG. 1; and,
 FIG. 7 is a bottom view of the design shown in FIG. 1.

1 Claim, 7 Drawing Sheets

(56) **References Cited**

U.S. PATENT DOCUMENTS

D374,859 S	* 10/1996	Guay et al.	D13/110
D403,661 S	* 1/1999	Mariani	D13/106
D408,782 S	4/1999	Poon	D13/106
5,982,138 A	11/1999	Krieger	320/105
6,002,235 A	12/1999	Clore	320/105
D423,451 S	* 4/2000	Heckenast et al.	D13/110
D432,985 S	10/2000	Wan	D13/107
6,215,273 B1	4/2001	Shy	320/105
D444,125 S	6/2001	Shy	D13/110
D446,475 S	* 8/2001	Luh	D12/107
D446,500 S	8/2001	Krieger et al.	D13/110
RE37,482 E	12/2001	Guay et al.	D13/110



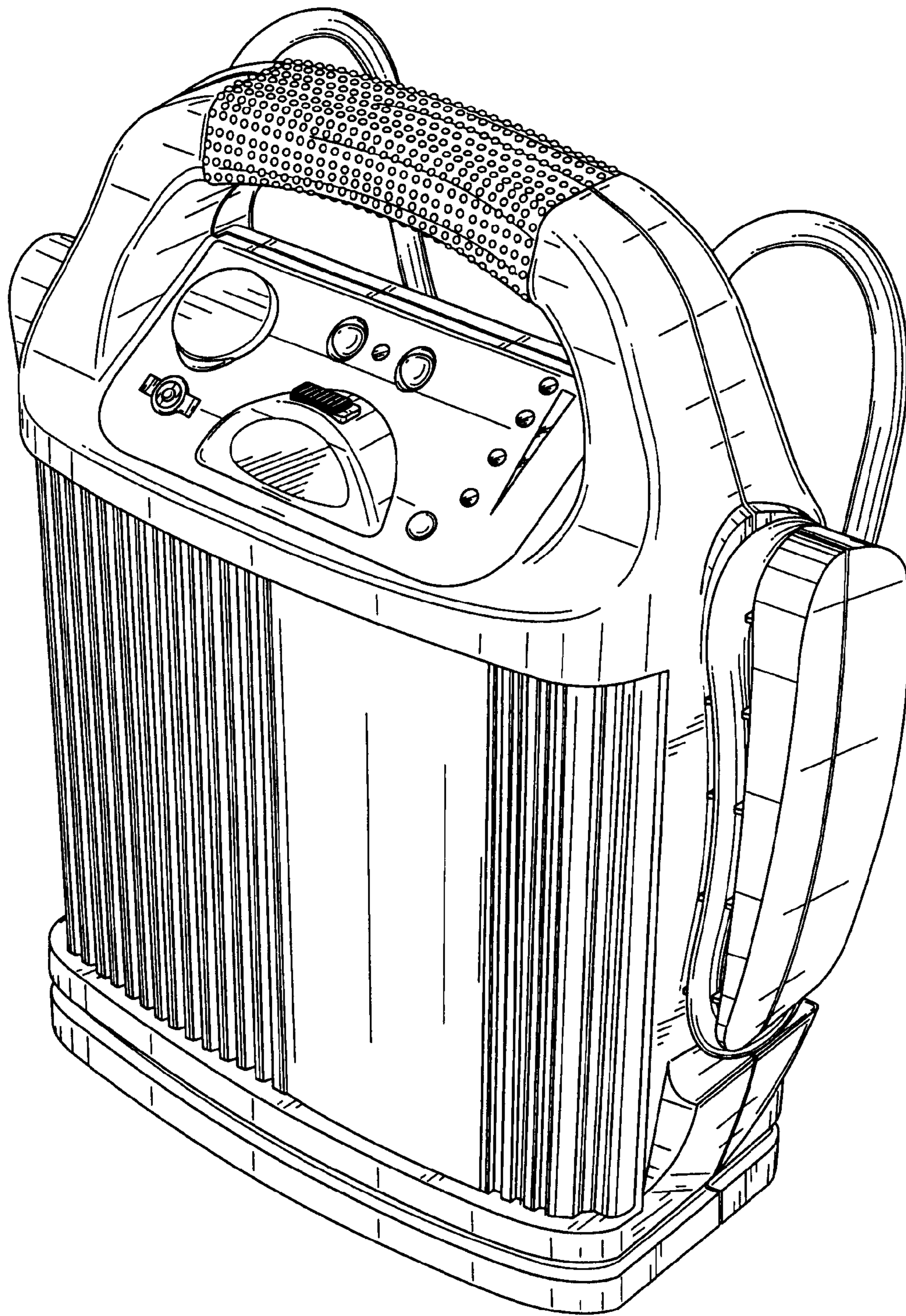


FIG. 1

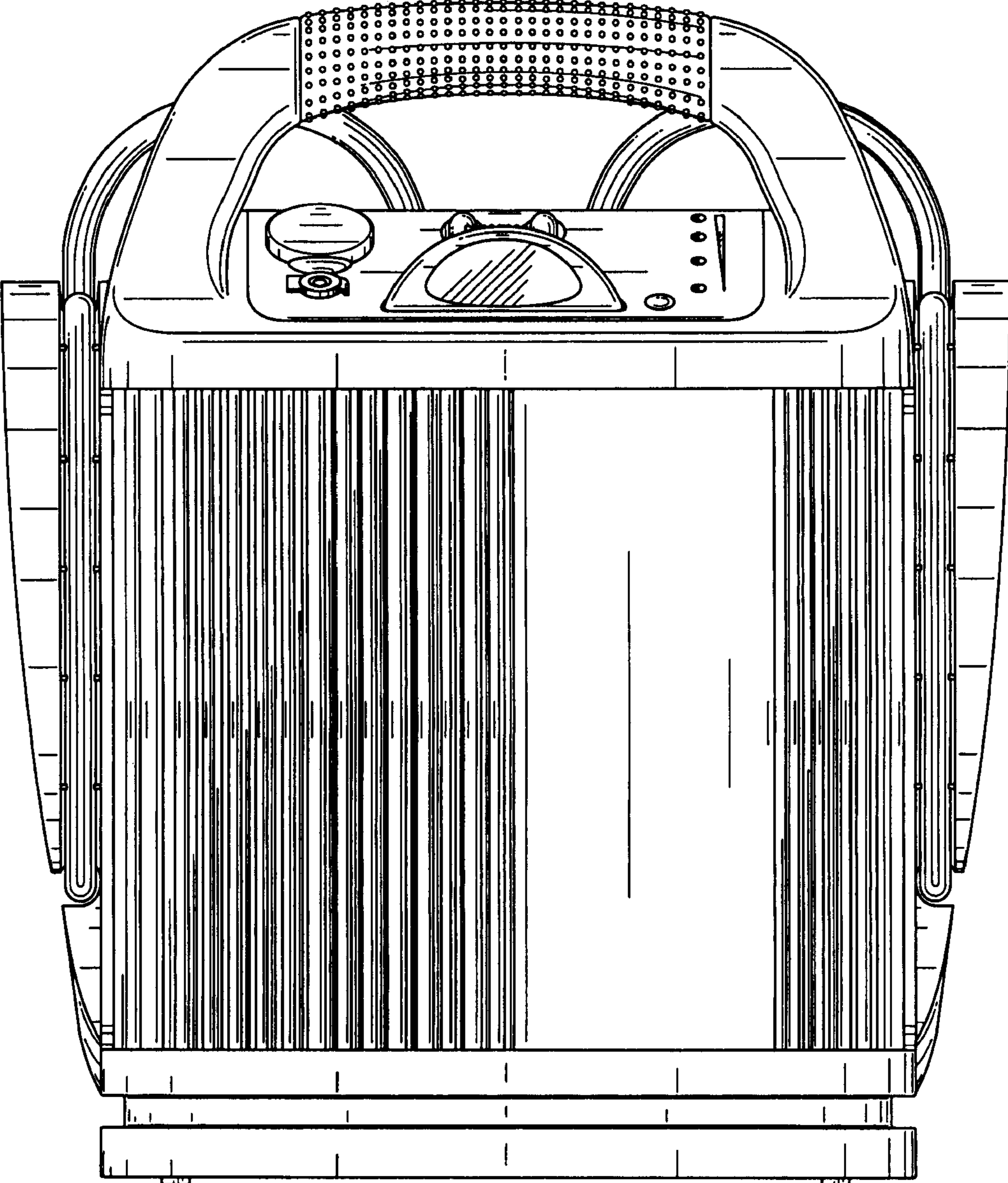


FIG. 2

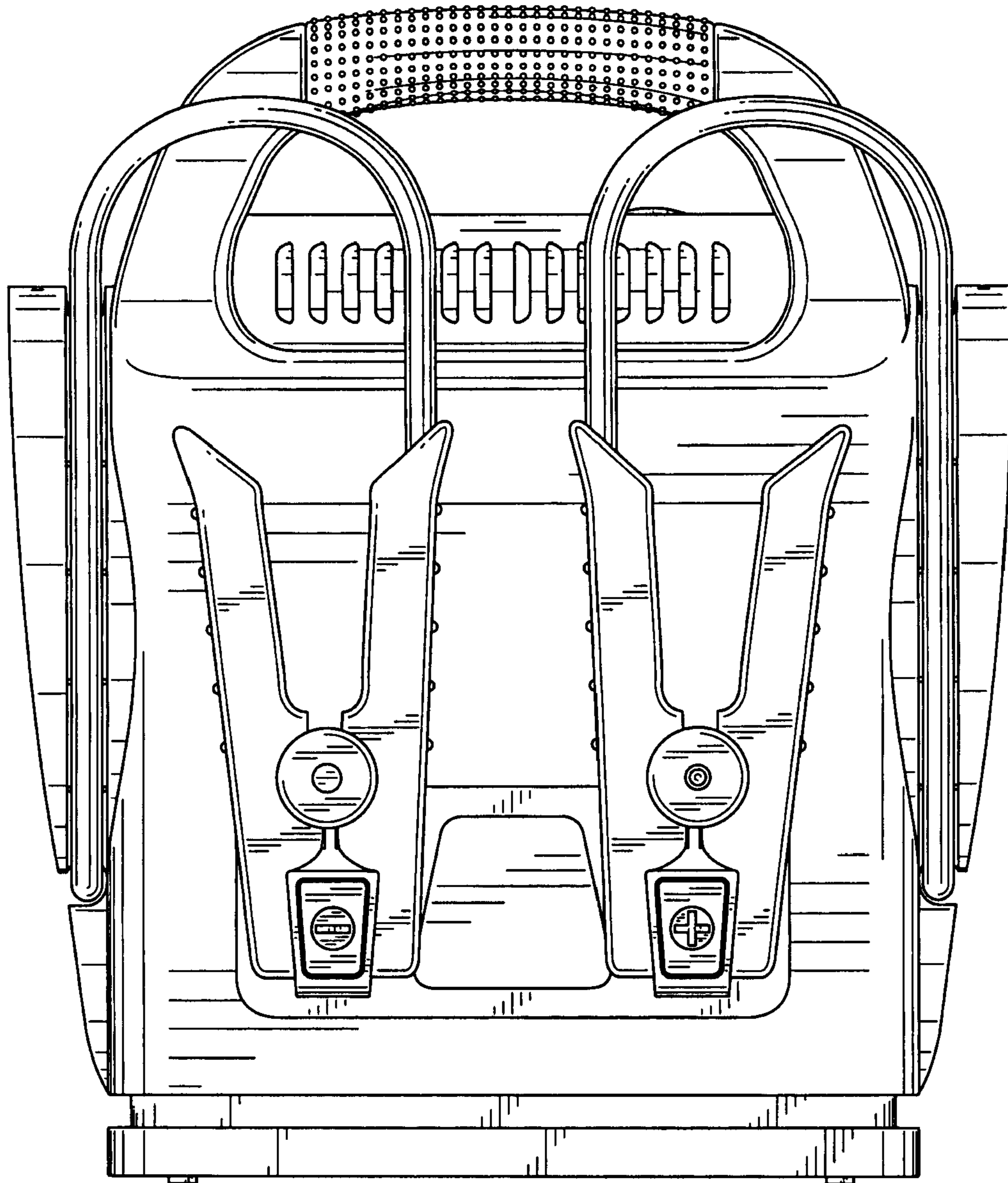


FIG. 3

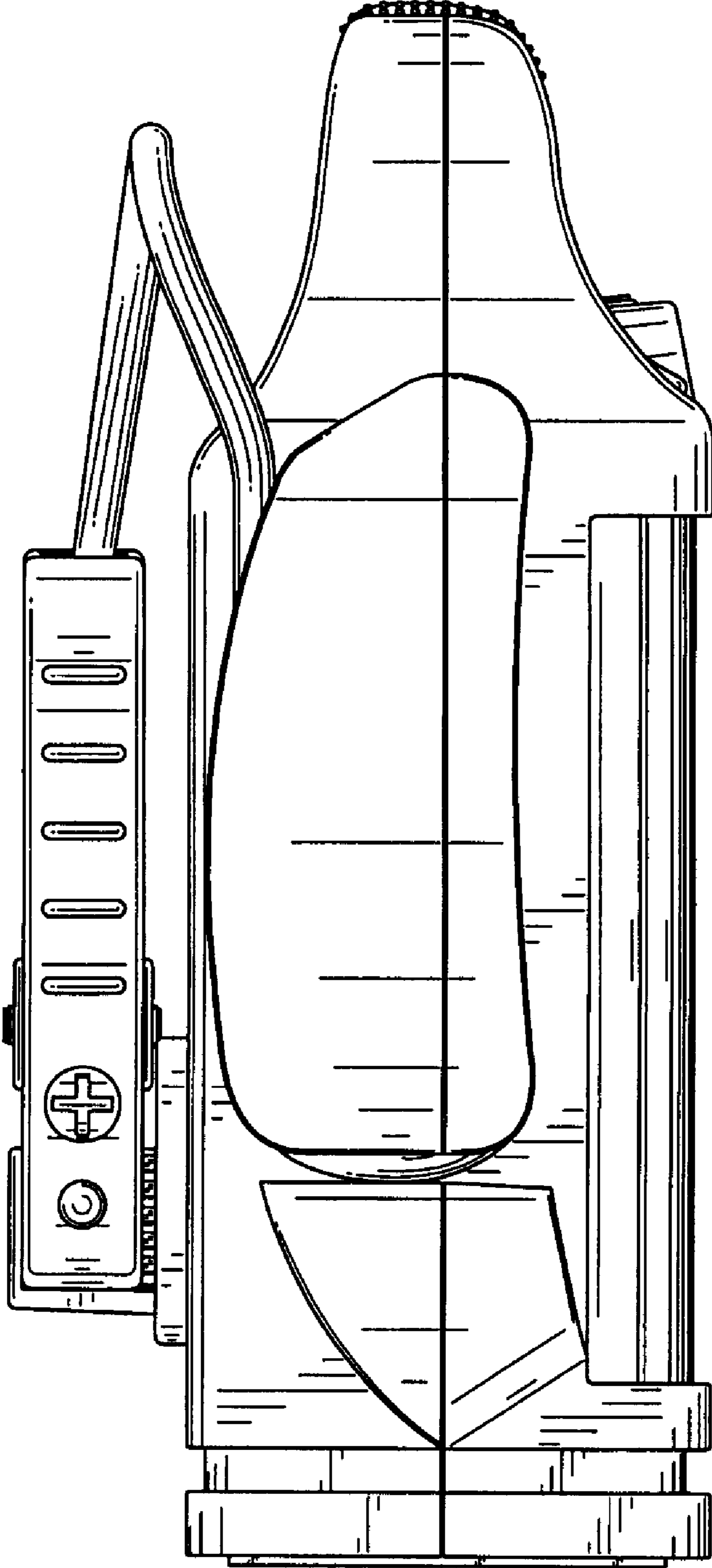


FIG. 4

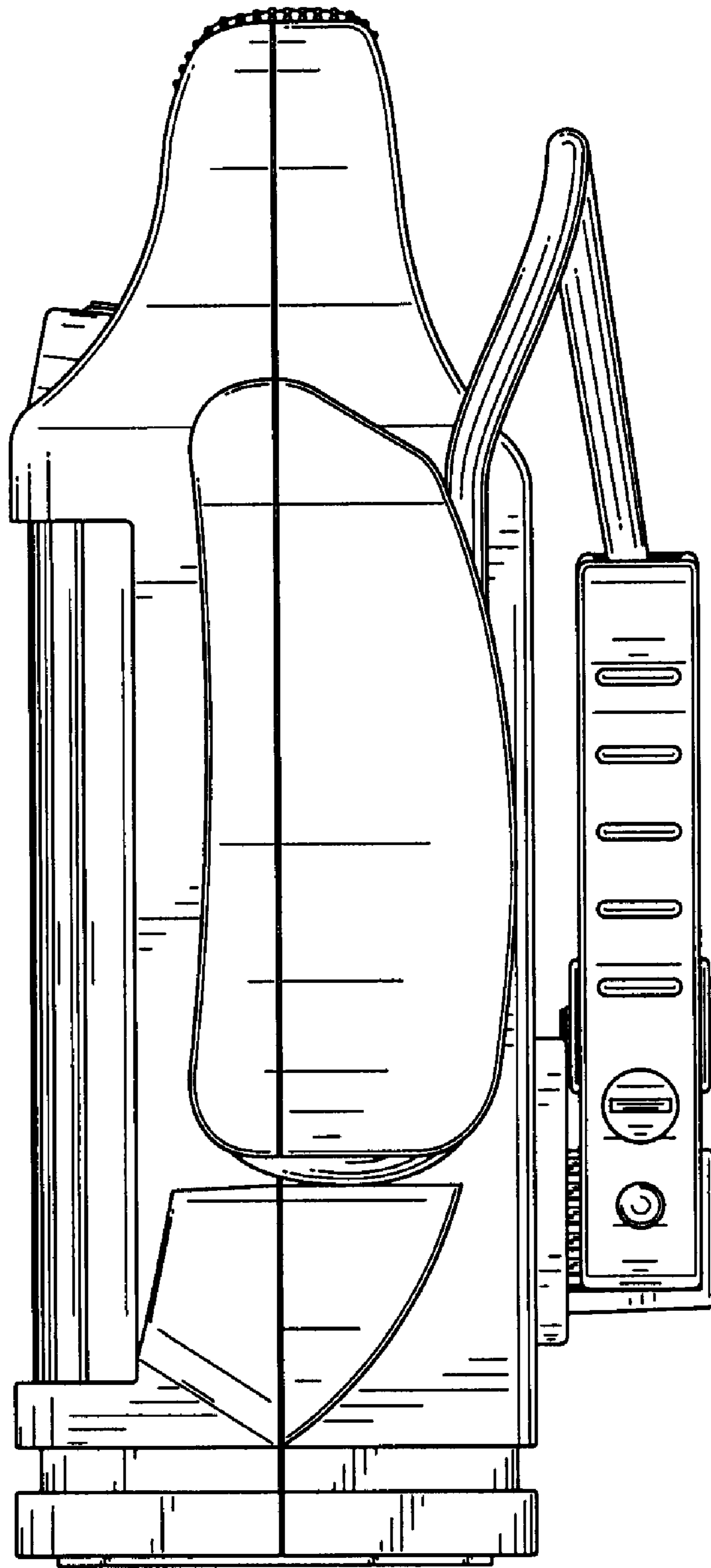


FIG. 5

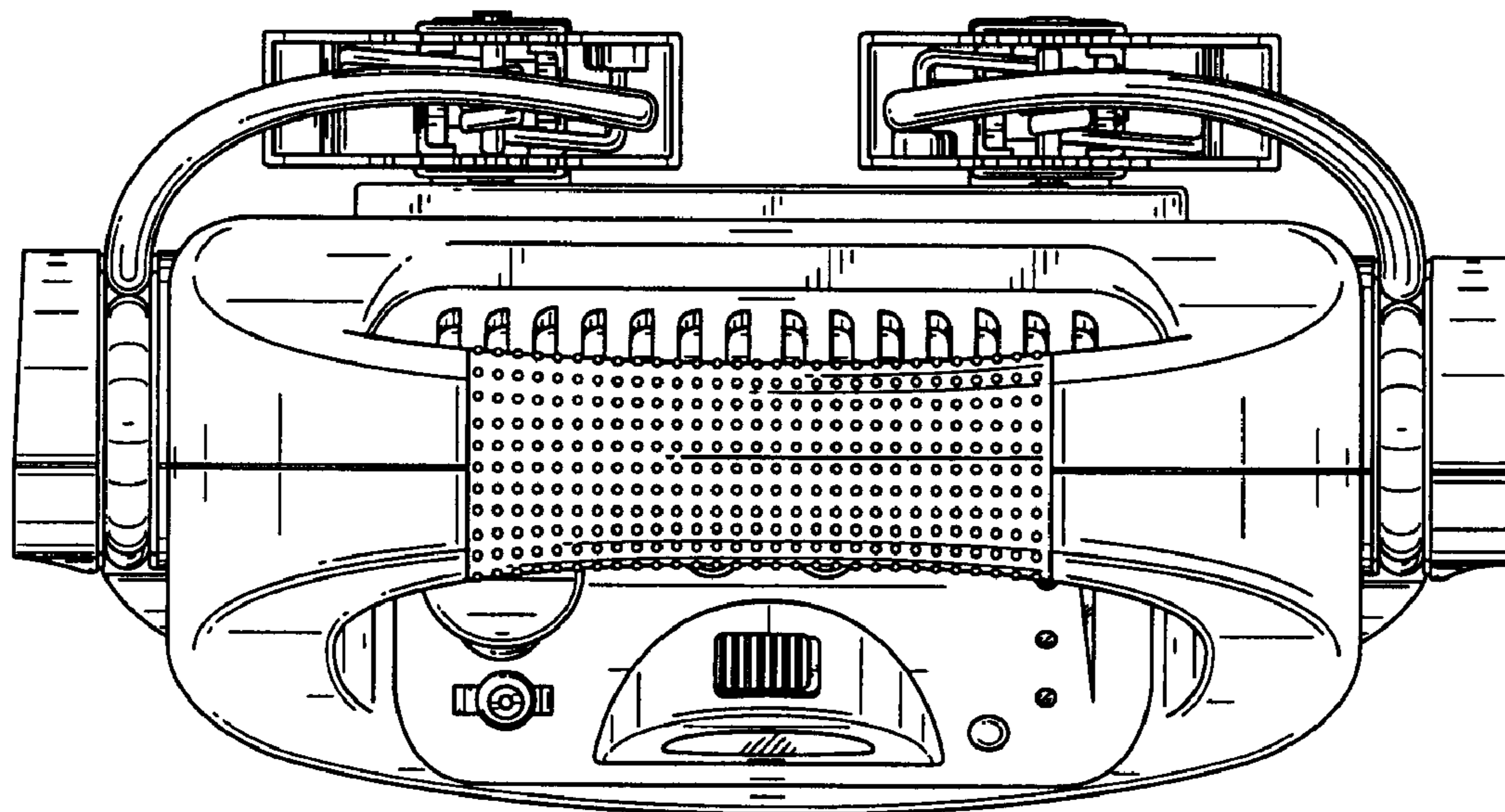


FIG. 6

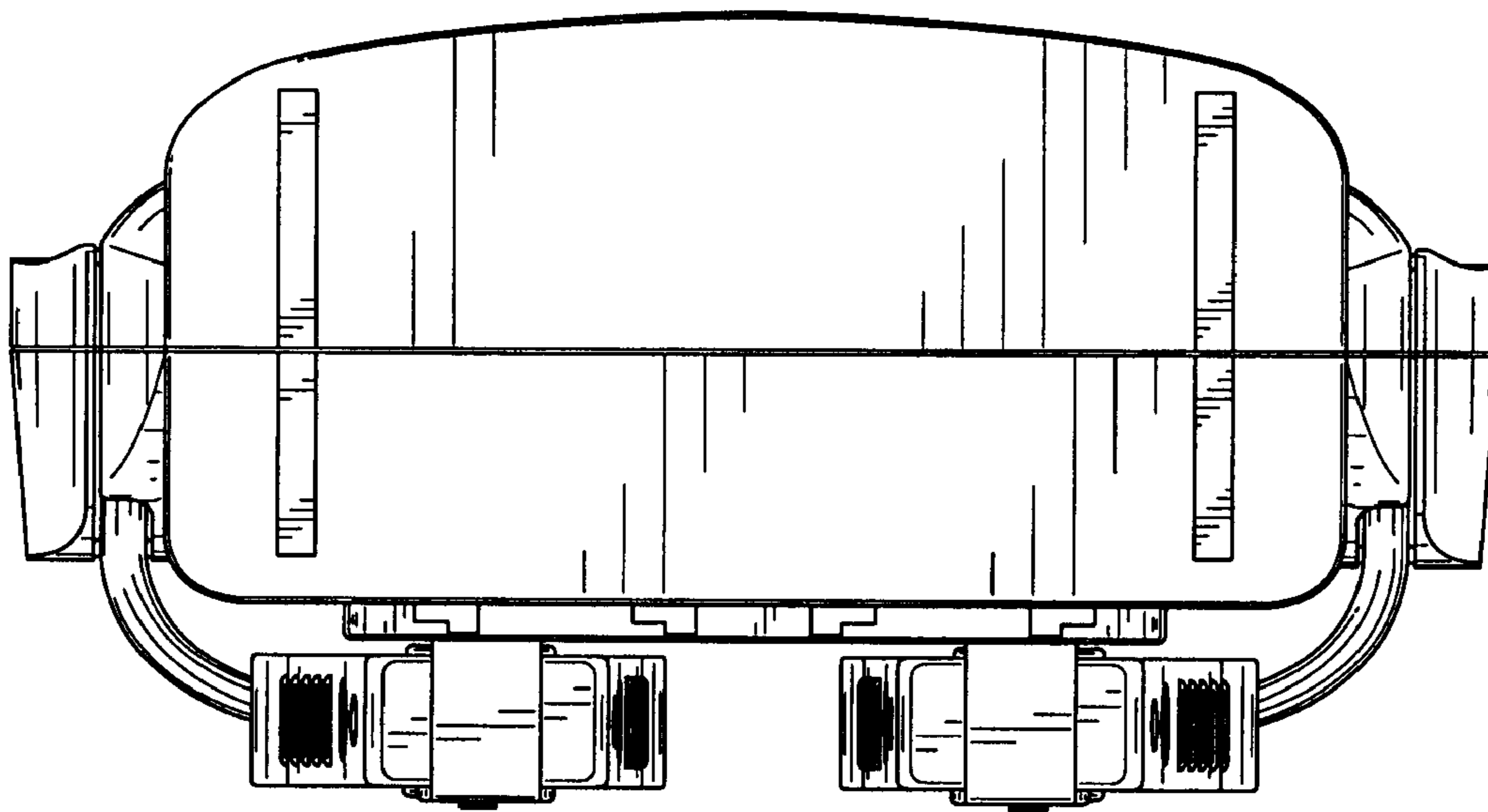


FIG. 7