



US00D515022S

(12) **United States Design Patent**
Helt et al.

(10) **Patent No.:** **US D515,022 S**

(45) **Date of Patent:** **** Feb. 14, 2006**

(54) **TIRE TREAD**

(75) Inventors: **Jean-Nicolas Helt**, Mont-Saint-Martin (FR); **Pascal Patrick Steiner**, Diekirch (LU); **Fahri Ozel**, Eischen (LU)

(73) Assignee: **The Goodyear Tire & Rubber Company**, Akron, OH (US)

(**) Term: **14 Years**

(21) Appl. No.: **29/209,128**

(22) Filed: **Jul. 9, 2004**

(51) **LOC (8) Cl.** **12-15**

(52) **U.S. Cl.** **D12/528**

(58) **Field of Classification Search** D12/515,
D12/517, 518, 519, 520, 521, 522, 523, 524,
D12/531, 532; 152/209.1, 209.8, 209.9, 209.13,
152/455

See application file for complete search history.

(56) **References Cited**

U.S. PATENT DOCUMENTS

D70,328 S	*	6/1926	Hower	D12/570
D166,522 S	*	4/1952	Billingsley	D12/524
D334,160 S	*	3/1993	Woo	D12/522
D342,223 S	*	12/1993	McKisson et al.	D12/520
D432,960 S		10/2000	Feider et al.	D12/602

OTHER PUBLICATIONS

Hercules HPZ760 Tire, 2003 Tread Design Guide, Jan. 2003, p. 33. 2/1.*

Hoosier Dirt Bozz Tire, 2004 Tread Design Guide, Jan. 2004, p. 32. 1/5.*

Product No. S575, Web site page for Silverstone. Published at least as early as May 26, 2004.

Page 43, *Tread Design Guide*, Michelin Pilot Sport Cup (4/1); published Jan., 2003.

* cited by examiner

Primary Examiner—Robert M. Spear

(74) *Attorney, Agent, or Firm*—Richard B. O'Planick

(57) **CLAIM**

The ornamental Design for a tire tread, as shown and described.

DESCRIPTION

FIG. 1 is a perspective view of a tire tread showing our new design, it being understood that the pattern repeats uniformly throughout the circumference of the tread;

FIG. 2 is a front elevational view thereof;


FIG. 3 is a right side elevational view thereof; and,

FIG. 4 is an enlarged fragmentary front elevational view thereof.

In the drawings, the broken lines defining the sidewall, inner bead and the peripheral boundary between the tire tread and the sidewall are for illustrative purposes only and form no part of the claimed design.

The dark stippled surface shading represents the recessed portion of the tread grooves, having the depth shown at the top and bottom of FIG. 2.

1 Claim, 4 Drawing Sheets



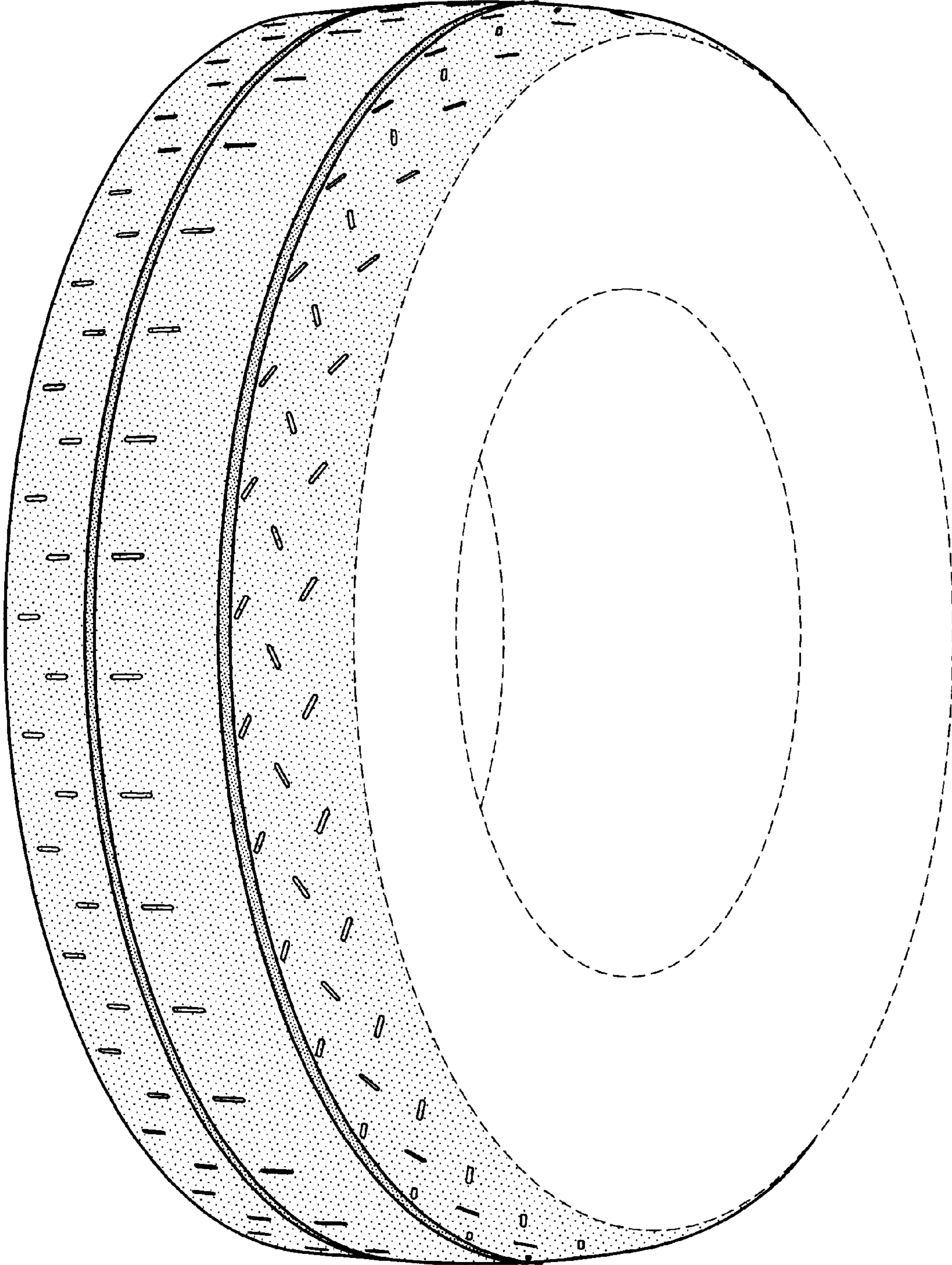


FIG-1

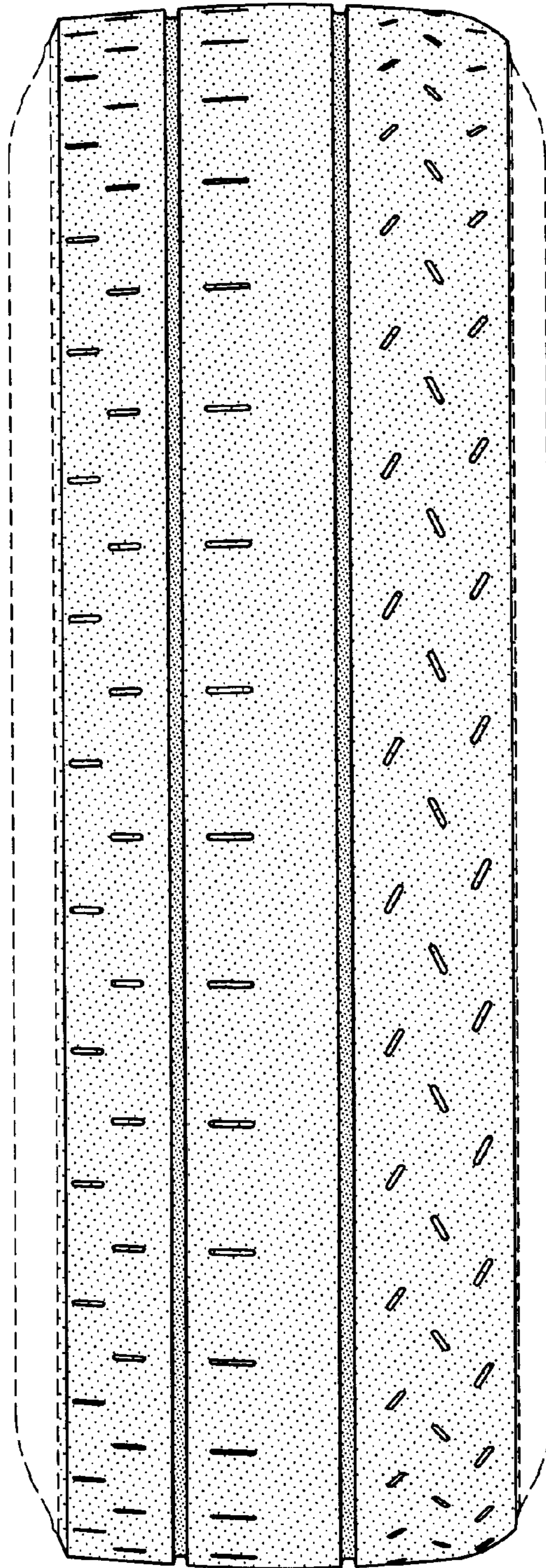


FIG-2

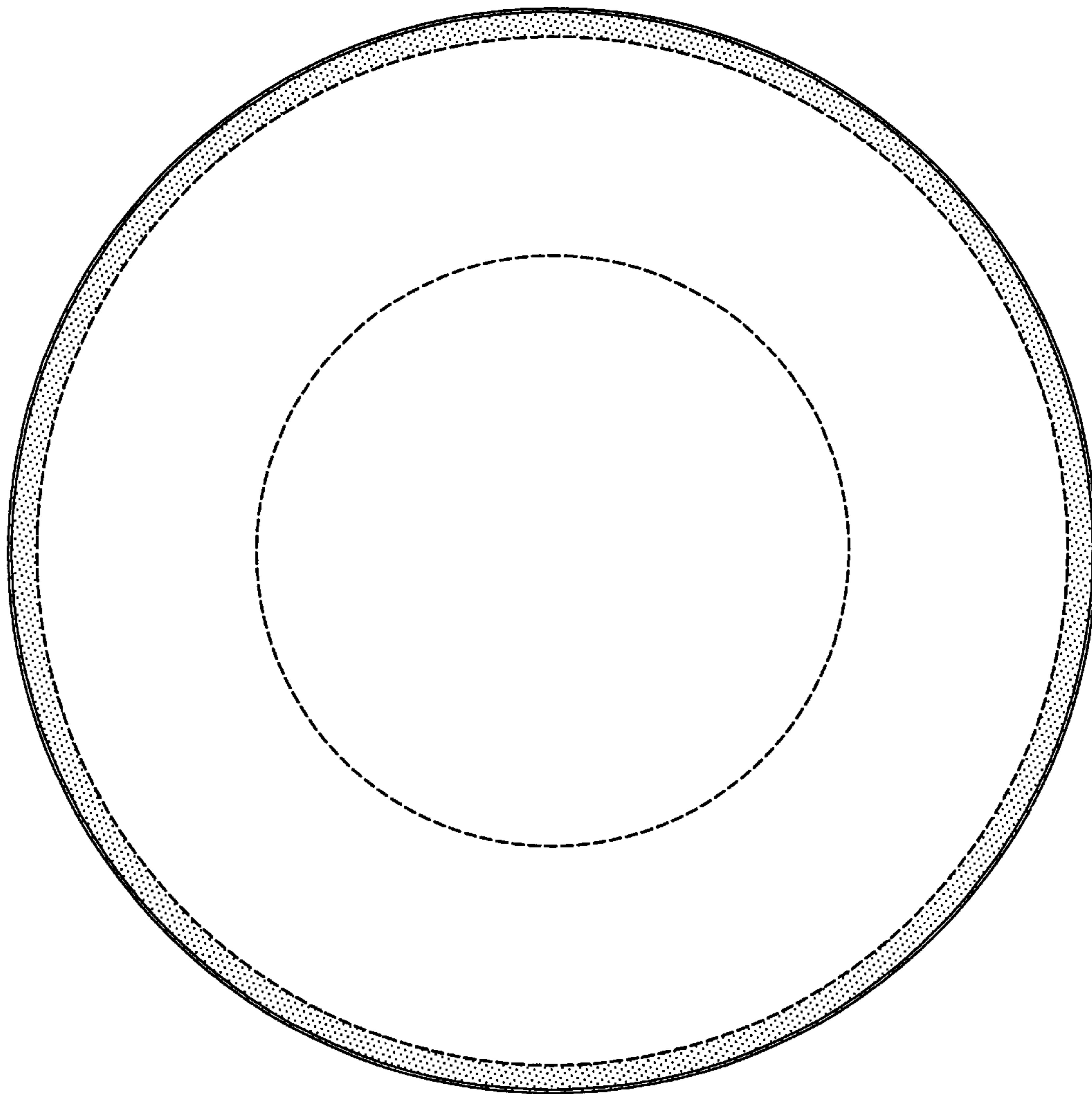


FIG-3

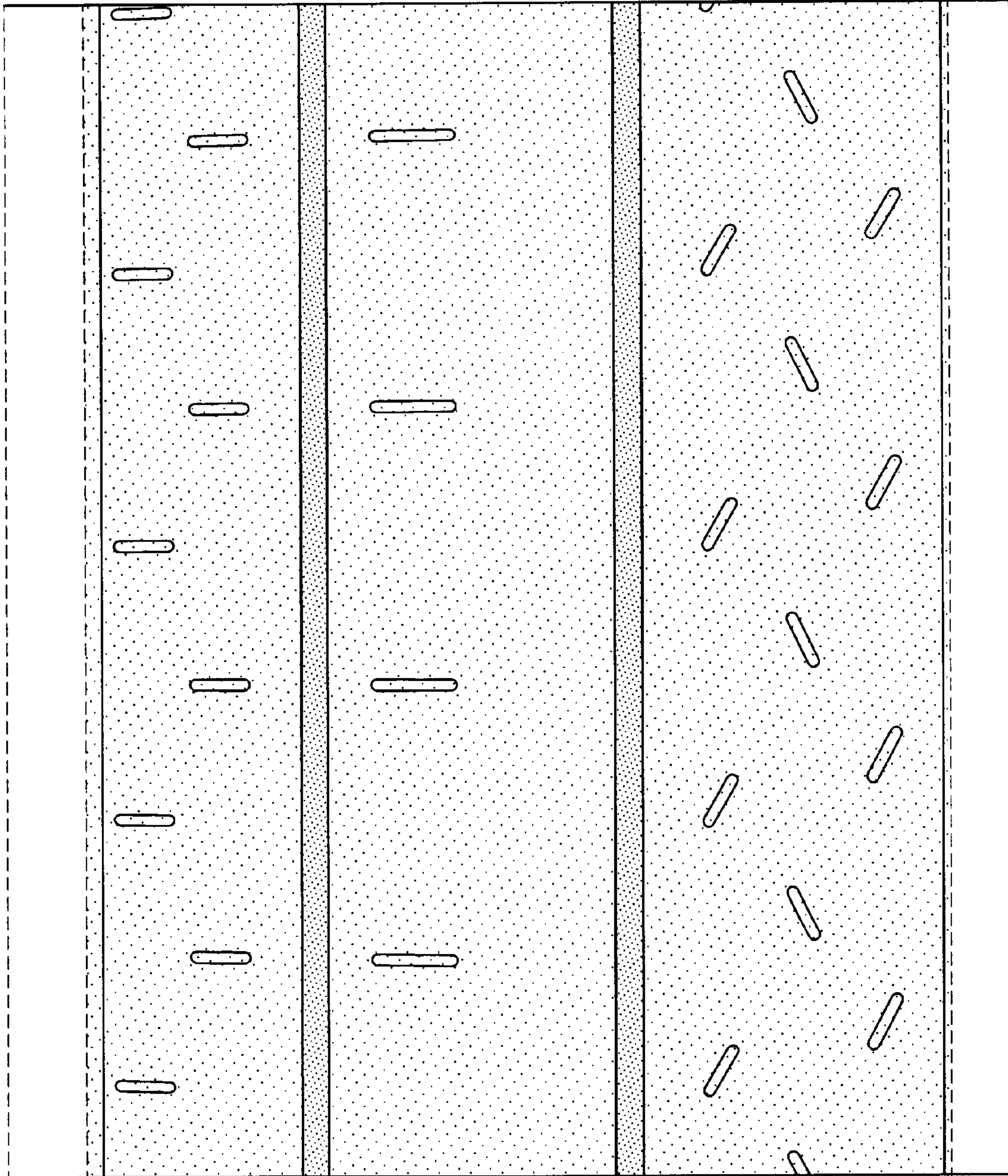


FIG-4