



US00D515021S

(12) **United States Design Patent**
Delu et al.

(10) **Patent No.: US D515,021 S**
(45) **Date of Patent: ** Feb. 14, 2006**

(54) **TIRE TREAD**

(75) Inventors: **Jerome Marcel Germain Delu**,
Walferdange (LU); **Emmanuel**
Christian Rene Alfred Robinet,
Mertzig (LU); **Bruno Pierre Maitre**,
Strassen (LU)

(73) Assignee: **The Goodyear Tire & Rubber**
Company, Akron, OH (US)

(**) Term: **14 Years**

(21) Appl. No.: **29/215,038**

(22) Filed: **Oct. 13, 2004**

(51) **LOC (8) Cl.** **12-15**

(52) **U.S. Cl.** **D12/524**

(58) **Field of Classification Search** D12/515,
D12/517, 518, 519, 520, 521, 522, 523, 524,
D12/531, 532; 152/209.1, 209.8, 209.9, 209.13,
152/455

See application file for complete search history.

(56) **References Cited**

U.S. PATENT DOCUMENTS

D403,996 S	*	1/1999	Espinasse et al.	D12/524
D460,402 S	*	7/2002	Ishida et al.	D12/523
D467,535 S	*	12/2002	Ishida et al.	D12/519
D476,946 S	*	7/2003	Lee et al.	D12/524
D490,045 S		5/2004	Delu et al.	D12/519
D490,047 S		5/2004	Heinen et al.	D12/524
D490,048 S		5/2004	Heinen et al.	D12/524
D490,049 S		5/2004	Heinen et al.	D12/524

OTHER PUBLICATIONS

Bridgestone Potenza RE050A RFT Tire, 2004 Tread Design Guide, Jan. 2004, p. 12. 3/2.*

* cited by examiner

Primary Examiner—Robert M. Spear

(74) *Attorney, Agent, or Firm*—Richard B. O’Planick

(57) **CLAIM**

The ornamental Design for a tire tread, as shown and described.

DESCRIPTION

FIG. 1 is a perspective view of a tire tread showing our new design, it being understood that the pattern repeats uniformly throughout the circumference of the tread;

FIG. 2 is a front elevational view thereof;

FIG. 3 is a right side elevational view thereof;

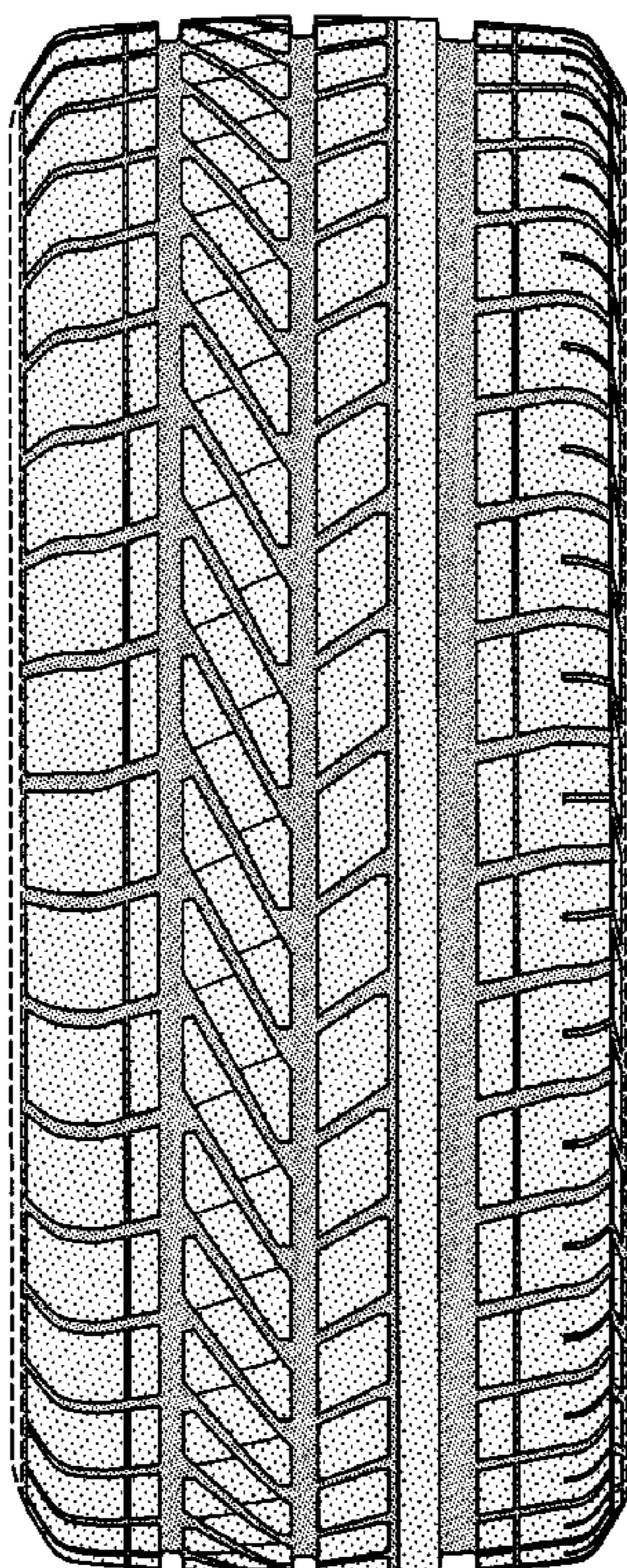
FIG. 4 is a left side elevational view thereof; and,

FIG. 5 is an enlarged fragmentary front elevational view thereof.

In the drawings, the broken lines defining the sidewall, inner bead and the peripheral boundary between the tire tread and the sidewall are for illustrative purposes only and form no part of the claimed design.

The dark stippled surface shading represents the recessed portion of the tread grooves, having the depth shown at the top and bottom of FIG. 2.

1 Claim, 5 Drawing Sheets



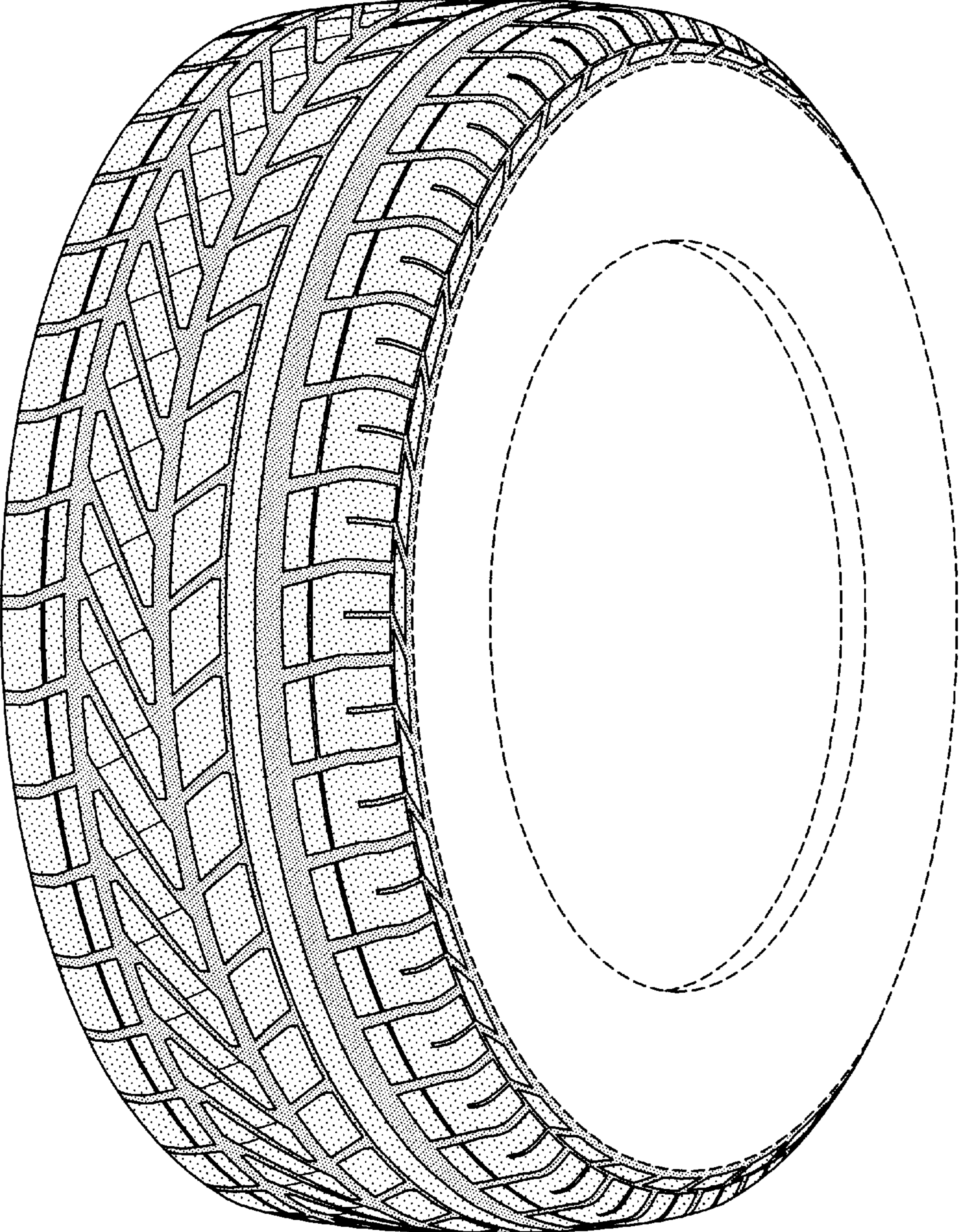


FIG-1

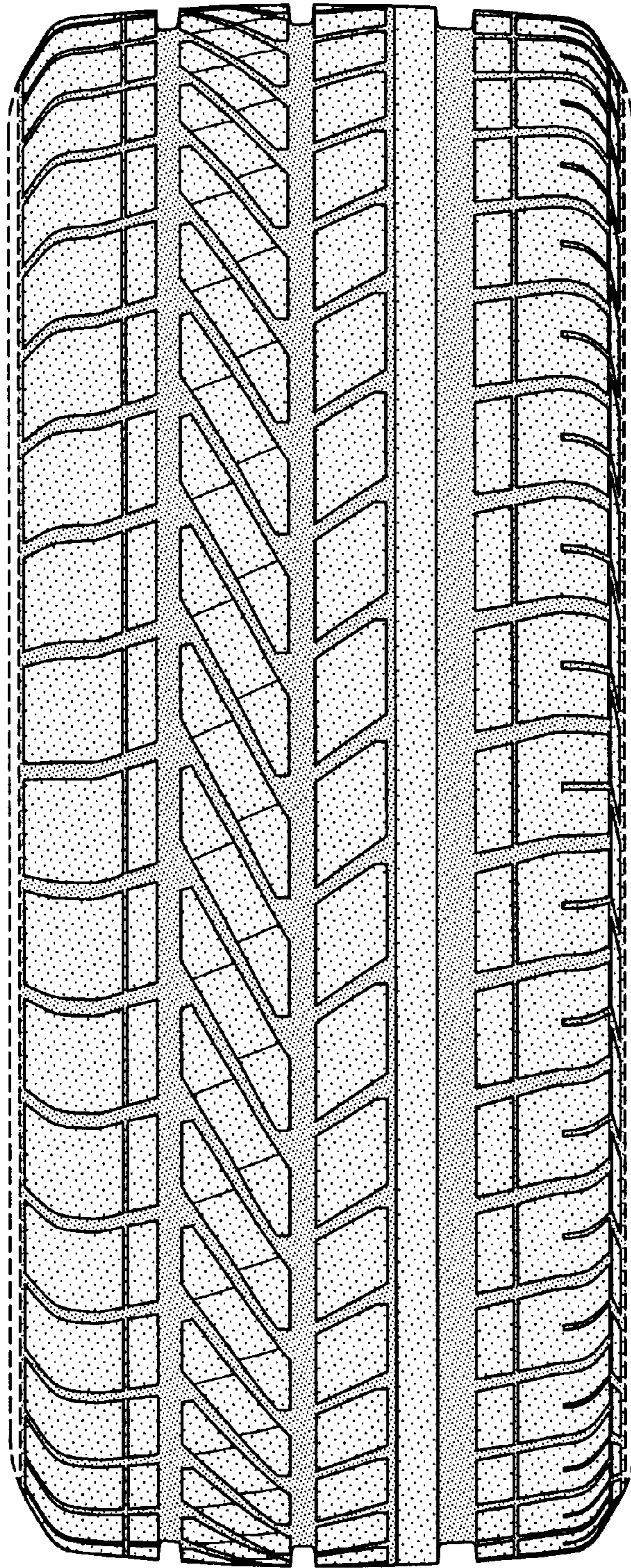


FIG-2

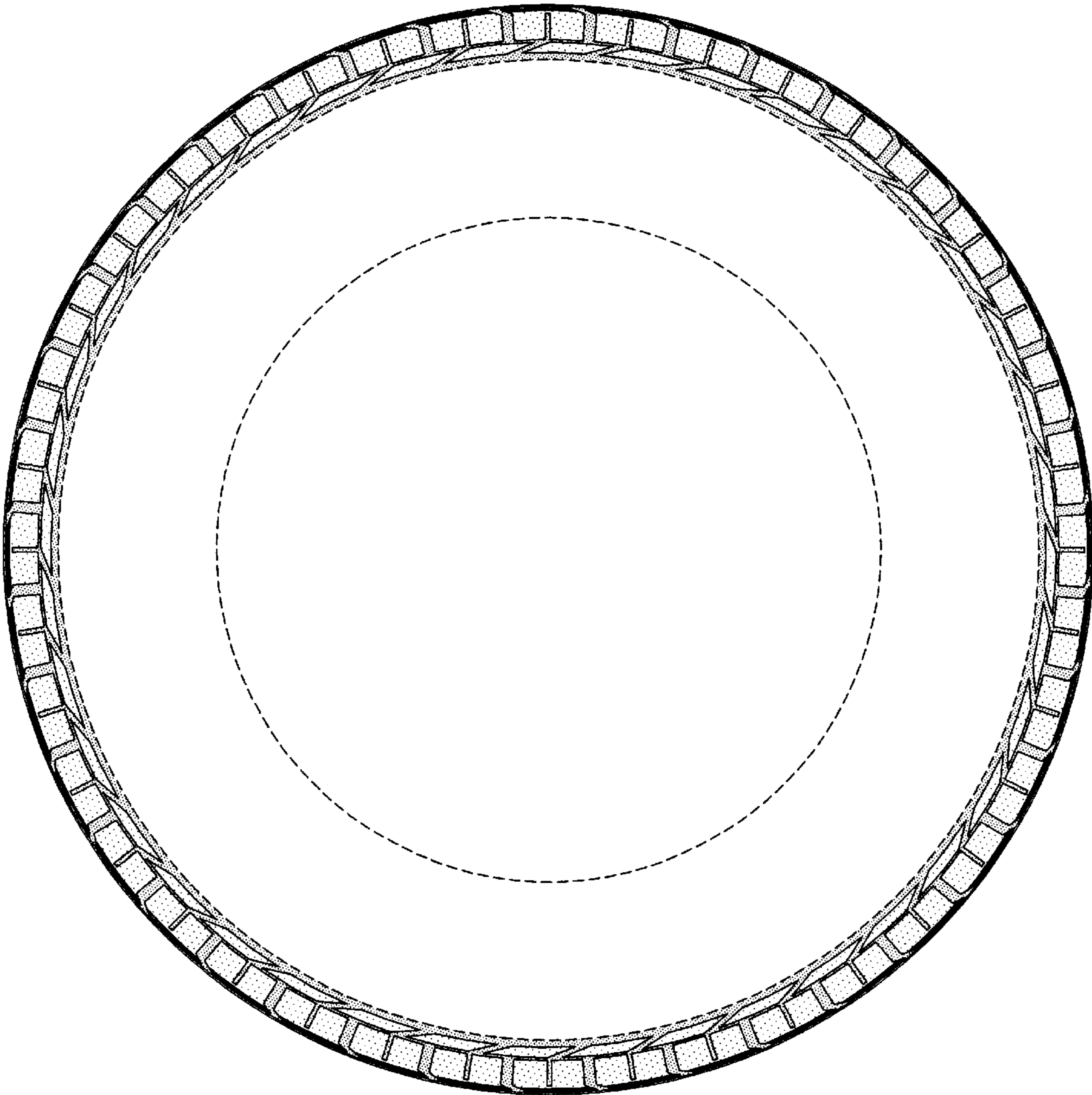


FIG-3

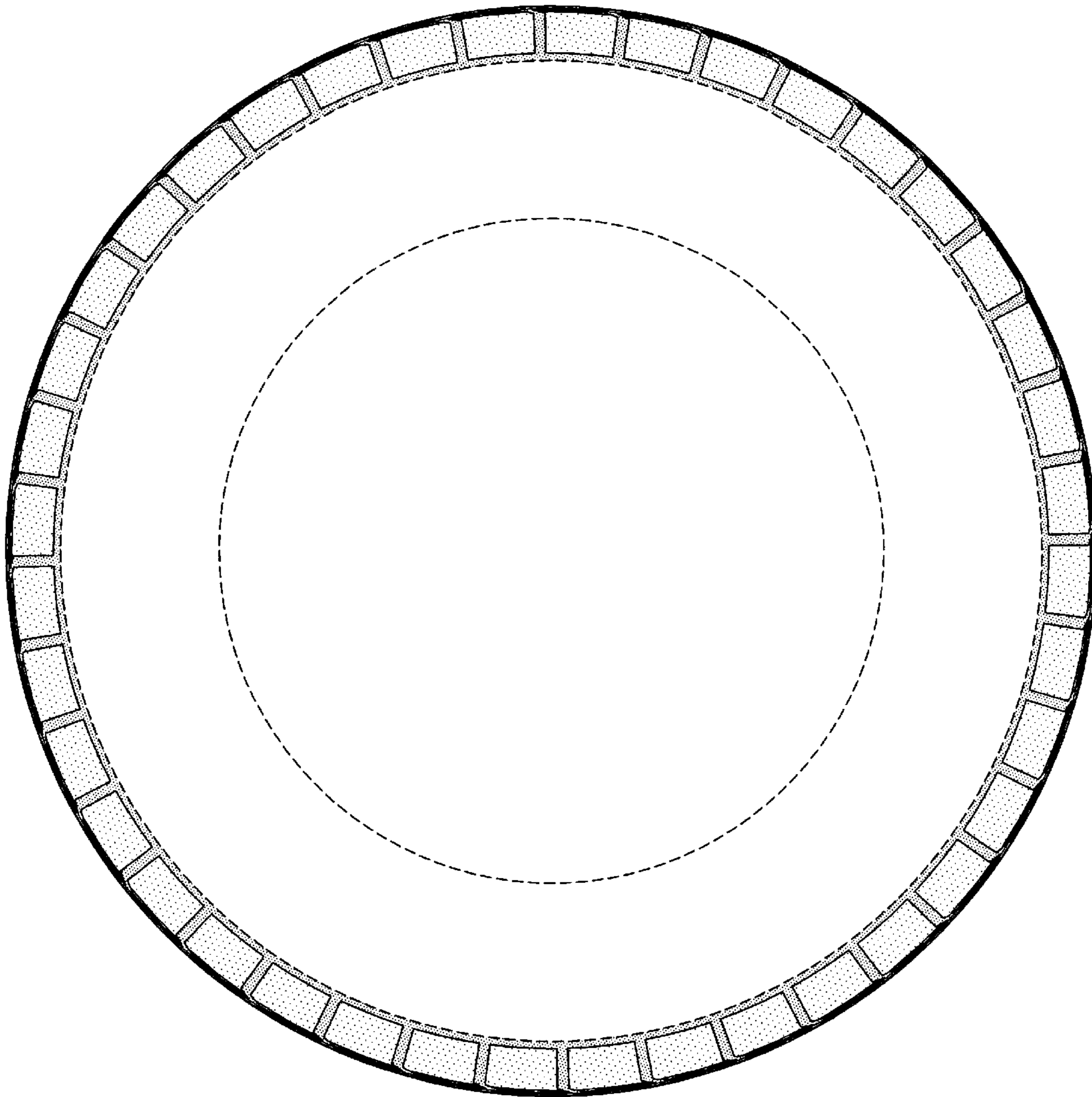


FIG-4

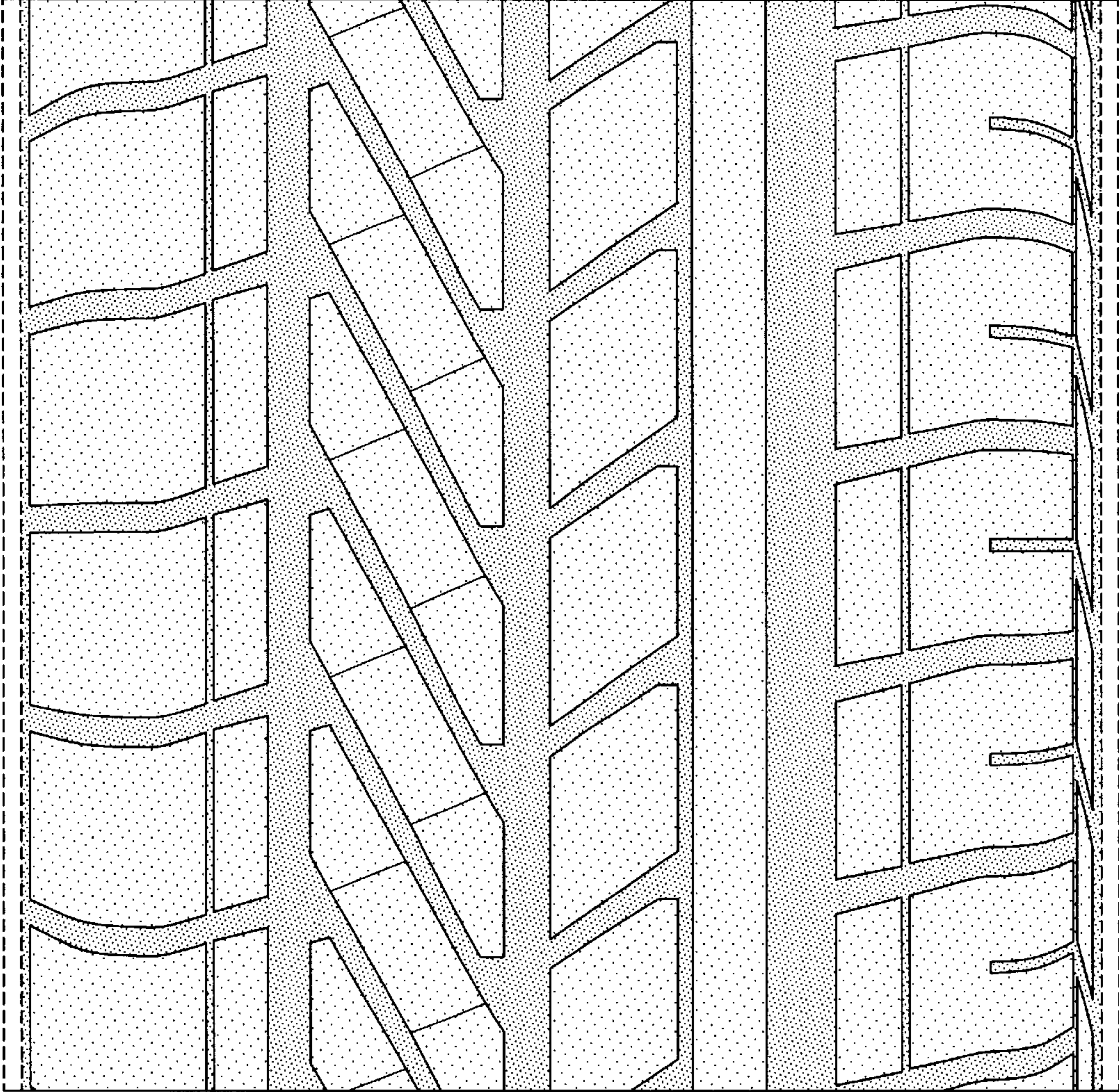


FIG-5