



US00D515020S

(12) **United States Design Patent**
Fukunaga

(10) **Patent No.:** **US D515,020 S**
(45) **Date of Patent:** **** Feb. 14, 2006**

(54) **TREAD PORTION OF AN AUTOMOBILE TIRE**

Primary Examiner—Robert M. Spear
(74) *Attorney, Agent, or Firm*—Sughrue Mion, PLLC

(75) Inventor: **Takayuki Fukunaga**, Chuo-ku (JP)

(57) **CLAIM**

(73) Assignee: **Bridgestone Corporation**, Tokyo (JP)

The ornamental design for a tread portion of an automobile tire, as shown and described.

(**) Term: **14 Years**

DESCRIPTION

(21) Appl. No.: **29/218,656**

FIG. 1 is a perspective view of the top, front and one side of a tread portion of an automobile tire showing my new design, it being understood that the tread pattern repeats itself uniformly throughout the circumference of the tire thereof;

(22) Filed: **Dec. 7, 2004**

(30) **Foreign Application Priority Data**

Jun. 10, 2004 (JP) 2004-017300

(51) **LOC (8) Cl.** **12-15**

FIG. 2 is a front elevational view thereof, the top and bottom plan views being identical thereto;

(52) **U.S. Cl.** **D12/521; D12/532**

(58) **Field of Classification Search** D12/515,
D12/517, 518, 519, 520, 521, 522, 523, 524,
D12/531, 532; 152/209.1, 209.8, 209.9, 209.13,
152/455

FIG. 3 is a rear elevational view thereof;

See application file for complete search history.

FIG. 4 is a right side elevational view thereof;

FIG. 5 is a left side elevational view thereof;

(56) **References Cited**

U.S. PATENT DOCUMENTS

D296,544 S * 7/1988 Matsushita et al. D12/591
D379,788 S * 6/1997 Graas D12/588

FIG. 6 is an enlarged fragmentary front elevational view thereof; and,

FIG. 7 is an enlarged cross-sectional view thereof taken along the line 7—7 as shown in FIG. 6.

The elements shown in broken lines are for illustrative purposes only and form no part of the claimed design.

The broken lines immediately adjacent the outer edge of the shoulder blocks form the peripheral boundary of the claimed design.

OTHER PUBLICATIONS

Telstar Stealth 5000 Tire, 2003 Tread Design Guide, Jan. 2003, p. 59. 2/1.*

* cited by examiner

1 Claim, 7 Drawing Sheets




FIG. 1

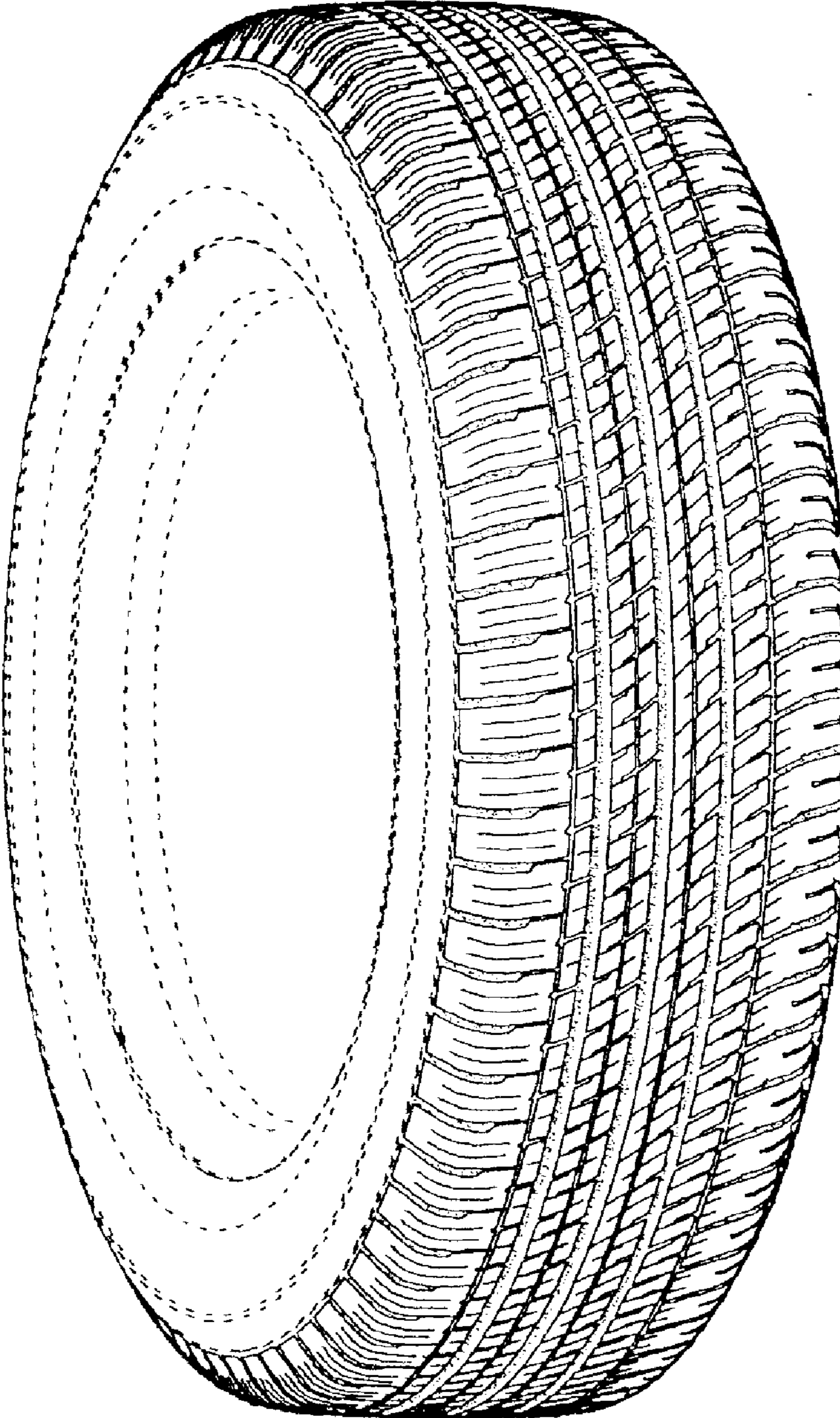


FIG. 2




FIG. 3

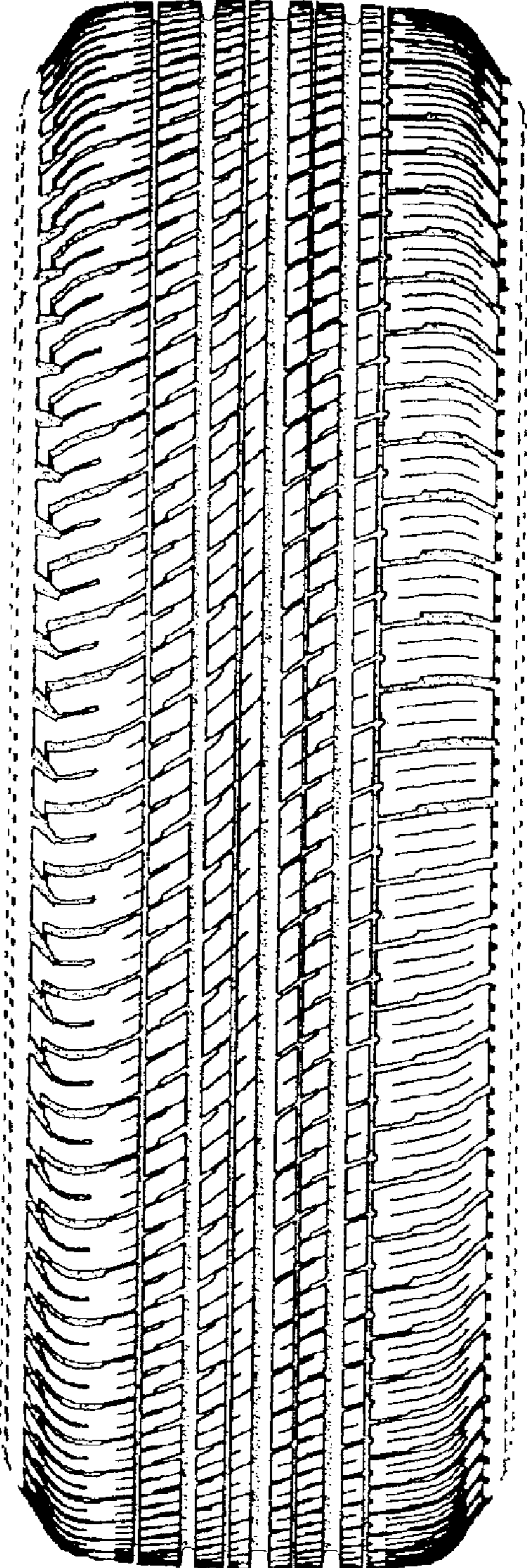


FIG. 4




FIG. 5

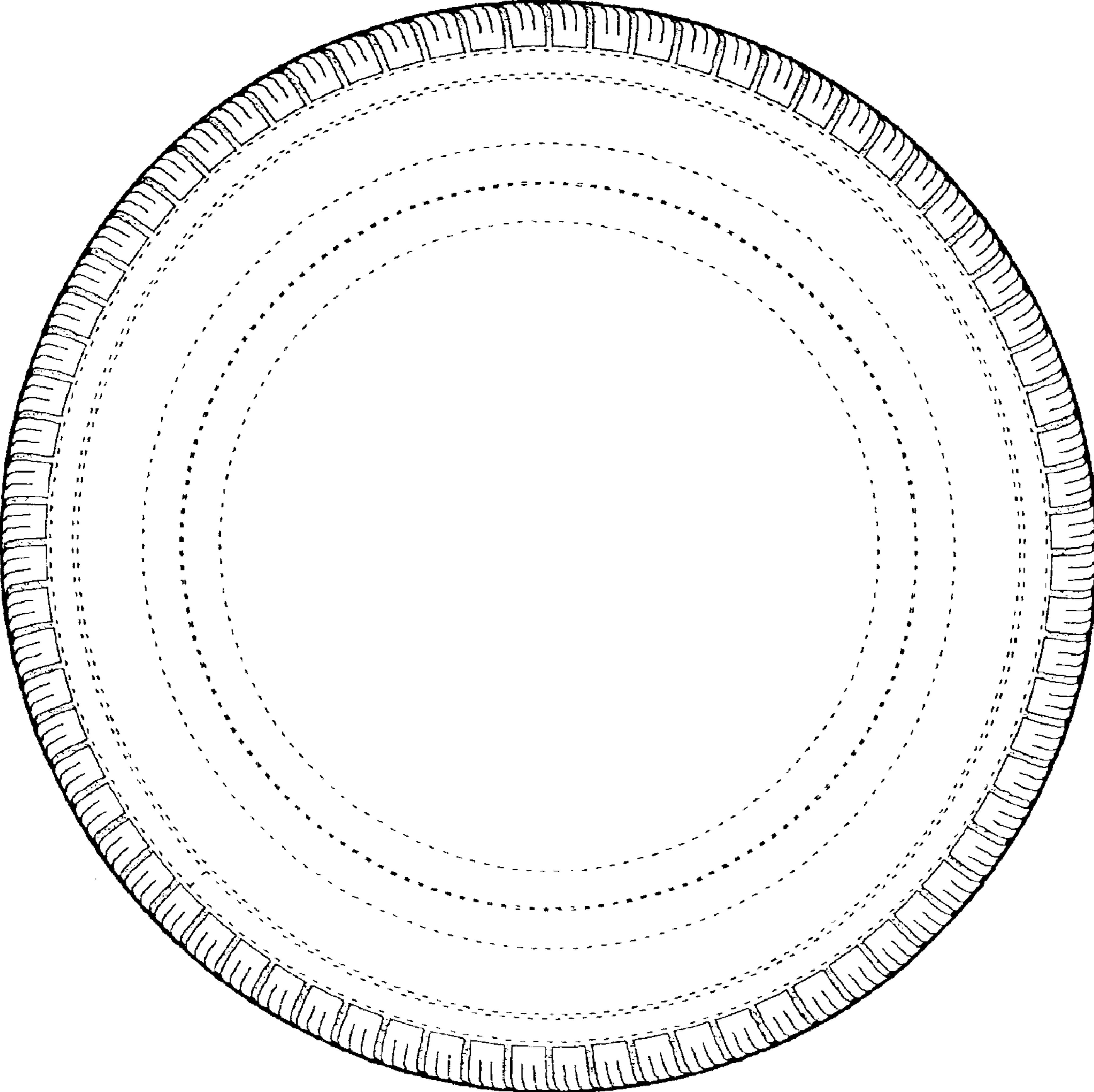


FIG. 6

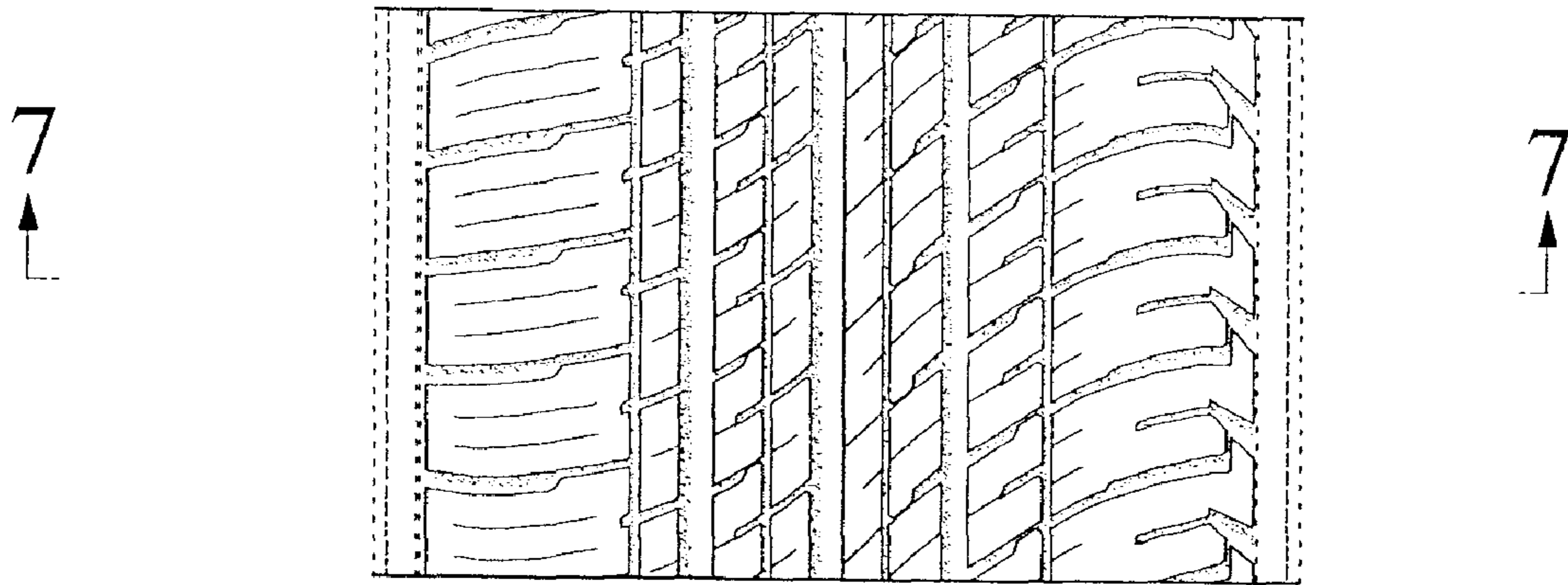


FIG. 7

