



US00D515018S

(12) **United States Design Patent** (10) **Patent No.:** **US D515,018 S**  
**Umstot et al.** (45) **Date of Patent:** **\*\* Feb. 14, 2006**

(54) **TIRE TREAD**

(75) Inventors: **Dale Edward Umstot**, Atwater, OH (US); **Tuck Foo Thum**, Uniontown, OH (US)

(73) Assignee: **The Goodyear Tire & Rubber Company**, Akron, OH (US)

(\*\*) Term: **14 Years**

(21) Appl. No.: **29/227,439**

(22) Filed: **Apr. 12, 2005**

(51) **LOC (8) Cl.** ..... **12-15**

(52) **U.S. Cl.** ..... **D12/517; D12/519; D12/532**

(58) **Field of Classification Search** ..... **D12/515, D12/517, 518, 519, 520, 521, 522, 523, 524, D12/531, 532, 586, 590, 591; 152/209.1, 152/209.8, 209.9, 209.13, 455**  
See application file for complete search history.

(56) **References Cited**

**U.S. PATENT DOCUMENTS**

D336,068 S \* 6/1993 Attinello ..... D12/532

D403,628 S \* 1/1999 Muhlhoff et al. .... D12/532

D451,444 S \* 12/2001 Heinen et al. .... D12/531

**OTHER PUBLICATIONS**

Mastercraft HPZ 760 Tire, 2003 Tread Design Guide, Jan. 2003, p. 39. 3/5.\*

\* cited by examiner

*Primary Examiner*—Robert M. Spear

(74) *Attorney, Agent, or Firm*—Richard B. O’Planick

(57) **CLAIM**

The ornamental design for a tire tread, as shown and described.

**DESCRIPTION**

FIG. 1 is a perspective view of a tire tread showing our new design, it being understood that the pattern repeats uniformly throughout the circumference of the tread;

FIG. 2 is a front elevational view thereof;

FIG. 3 is a right side elevational view thereof;

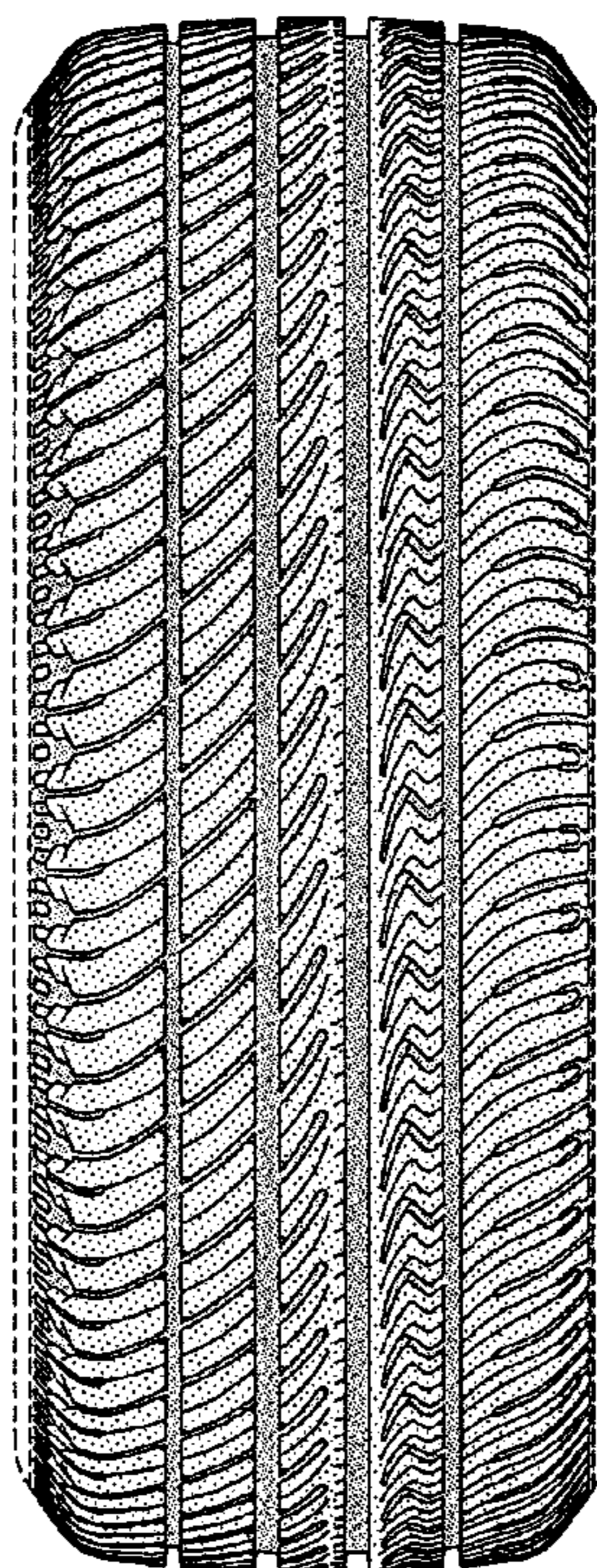
FIG. 4 is a left side elevational view thereof; and,

FIG. 5 is an enlarged fragmentary front elevational view thereof.

In the drawings, the broken lines defining the sidewall, inner bead and the peripheral boundary between the tire tread and the sidewall are for illustrative purposes only and form no part of the claimed design.

The dark stippled surface shading represents the recessed portion of the tread grooves, having the depth shown at the top and bottom of FIG. 2.

**1 Claim, 5 Drawing Sheets**



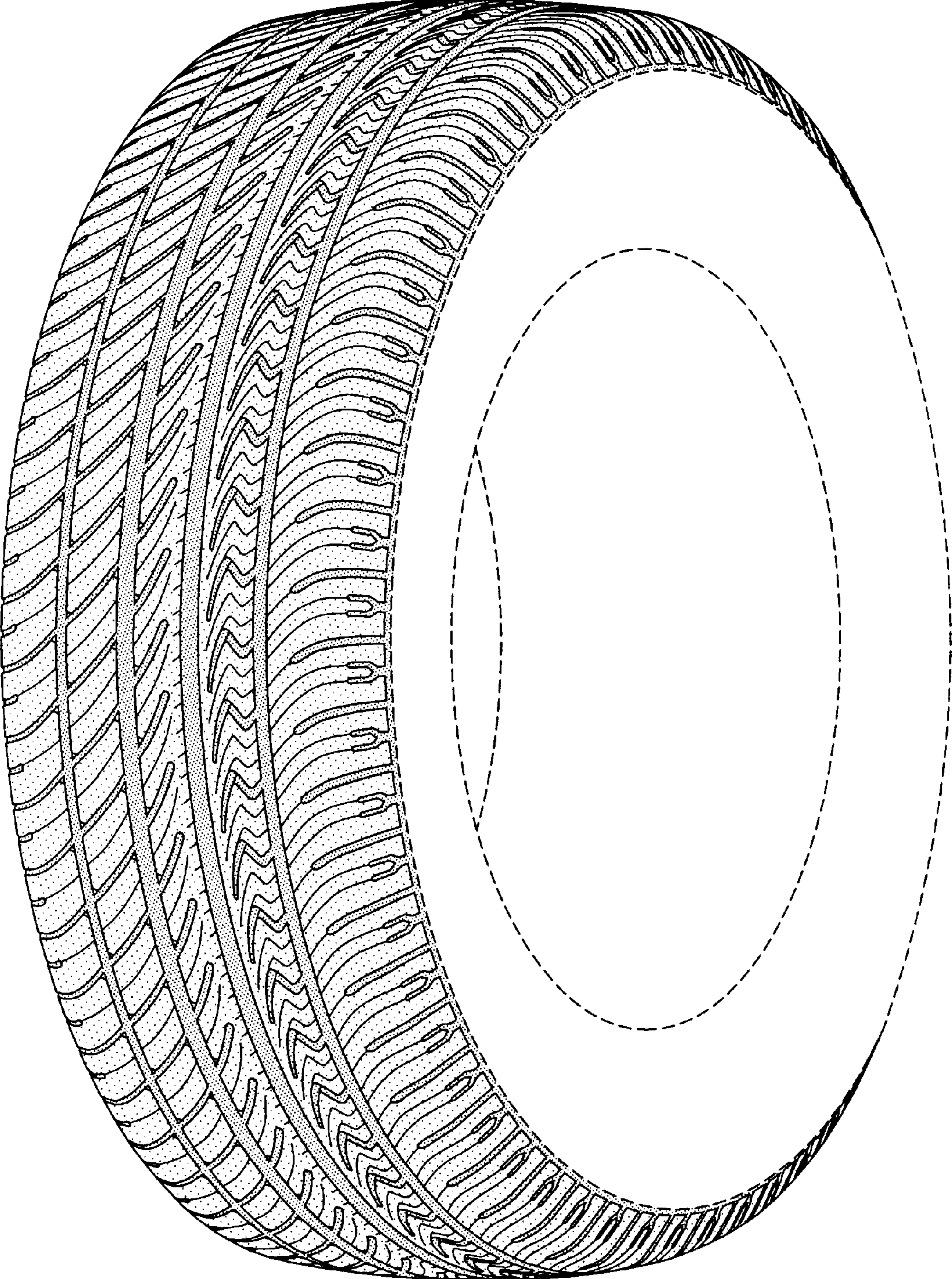


FIG-1

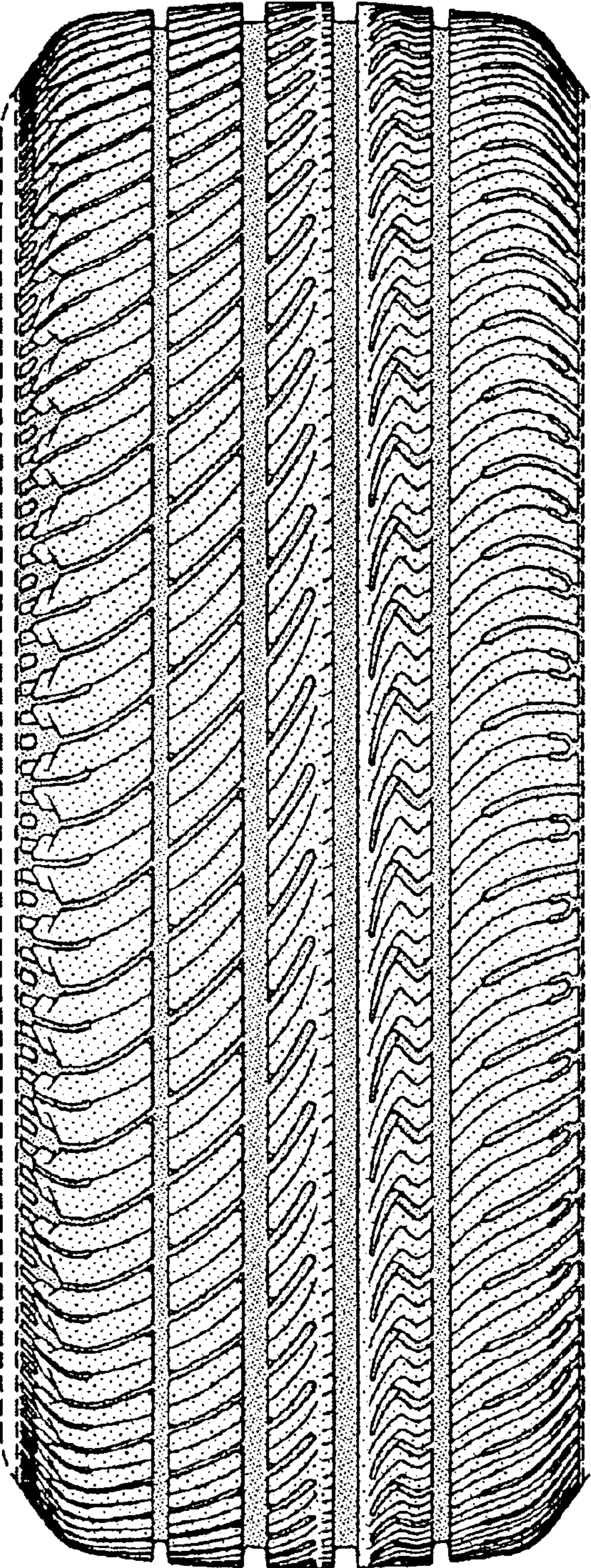


FIG-2

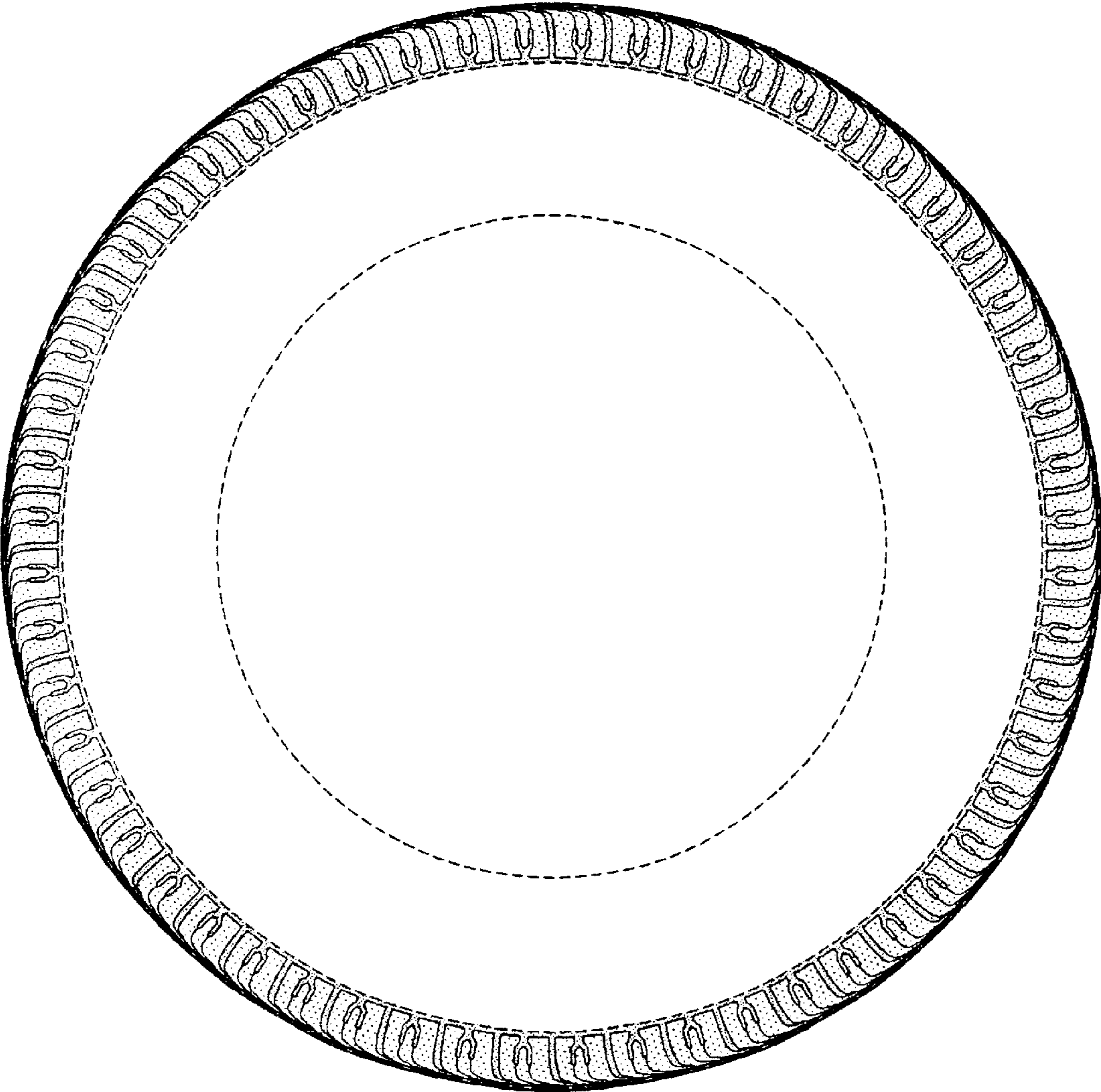


FIG-3




FIG-4




FIG-5