



US00D515005S

(12) **United States Design Patent**
Oatis

(10) **Patent No.:** **US D515,005 S**

(45) **Date of Patent:** **** Feb. 14, 2006**

(54) **VEHICLE WHEEL SHIELD**

(76) **Inventor:** **Gary L. Oatis**, 5038 S. Rainbow Blvd.,
Apt. 103, Las Vegas, NV (US) 89118

(**) **Term:** **14 Years**

(21) **Appl. No.:** **29/232,261**

(22) **Filed:** **Jun. 17, 2005**

(51) **LOC (8) Cl.** **12-16**

(52) **U.S. Cl.** **D12/213**

(58) **Field of Classification Search** D12/213;
D9/452-454; D7/391-392.1; 301/37.101,
301/37.103, 37.42, 37.104; 118/504, 505;
D8/315, DIG. 1

See application file for complete search history.

(56) **References Cited**

U.S. PATENT DOCUMENTS

4,811,991	A	*	3/1989	Moreno et al.	301/37.103
D305,635	S	*	1/1990	Pope	D12/213
4,955,670	A	*	9/1990	Koller	301/37.42
D336,460	S	*	6/1993	Marquez	D12/213
D340,439	S	*	10/1993	Carbone	D12/213
5,423,599	A	*	6/1995	Sherod et al.	301/37.103
D377,162	S	*	1/1997	Maynard	D12/213
D377,332	S	*	1/1997	Cruz, III	D12/213
D379,172	S	*	5/1997	Hale	D12/213
D390,181	S	*	2/1998	Morrison	D12/213

D402,614	S	*	12/1998	Martinez	D12/213
D418,102	S	*	12/1999	Schehr	D12/213
D434,714	S		12/2000	White		
D486,438	S	*	2/2004	Tuck et al.	D12/213
6,692,085	B1	*	2/2004	Threadgill	301/37.103
D490,762	S	*	6/2004	Layman	D12/213
D491,874	S	*	6/2004	Cook	D12/213
6,863,353	B1	*	3/2005	Buckner	301/37.103

* cited by examiner

Primary Examiner—Stacia Cadmus

(74) *Attorney, Agent, or Firm*—Crossley Patent Law; Mark Ashley Crossley

(57) **CLAIM**

The ornamental design for a vehicle wheel shield, as shown and described.

DESCRIPTION

FIG. 1 is a front elevation view of a vehicle wheel shield showing my new design;

FIG. 2 is a rear elevation view;


FIG. 3 is a left side elevation view;

FIG. 4 is an end elevation view; and,

FIG. 5 is a left side isometric view of a vehicle wheel shield showing my new design.

The dotted lines showing an exemplary vehicle wheel are for illustrative purposes only and form no part of the claimed design.

1 Claim, 3 Drawing Sheets



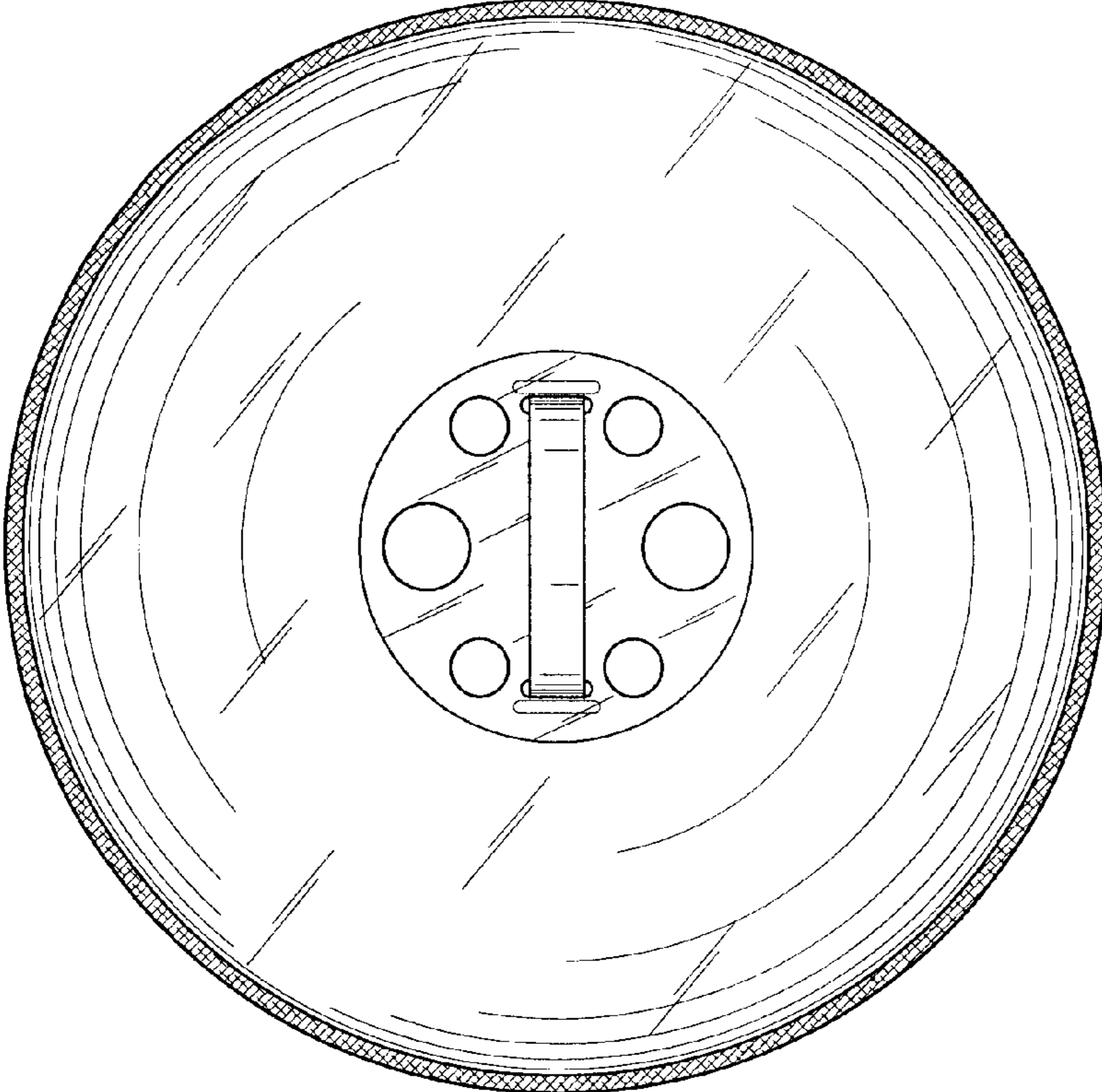


FIG. 1

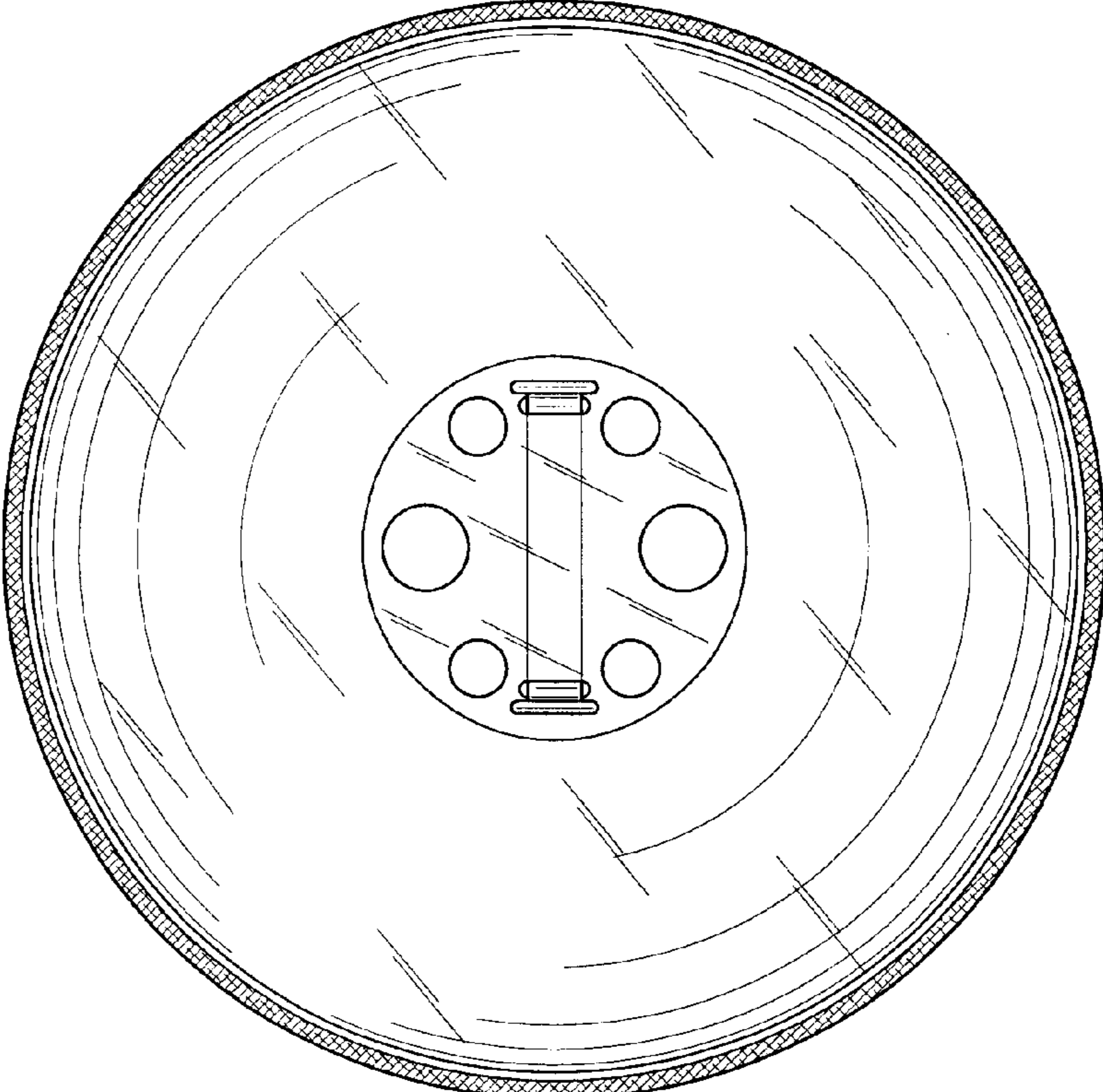


FIG. 2

FIG. 3

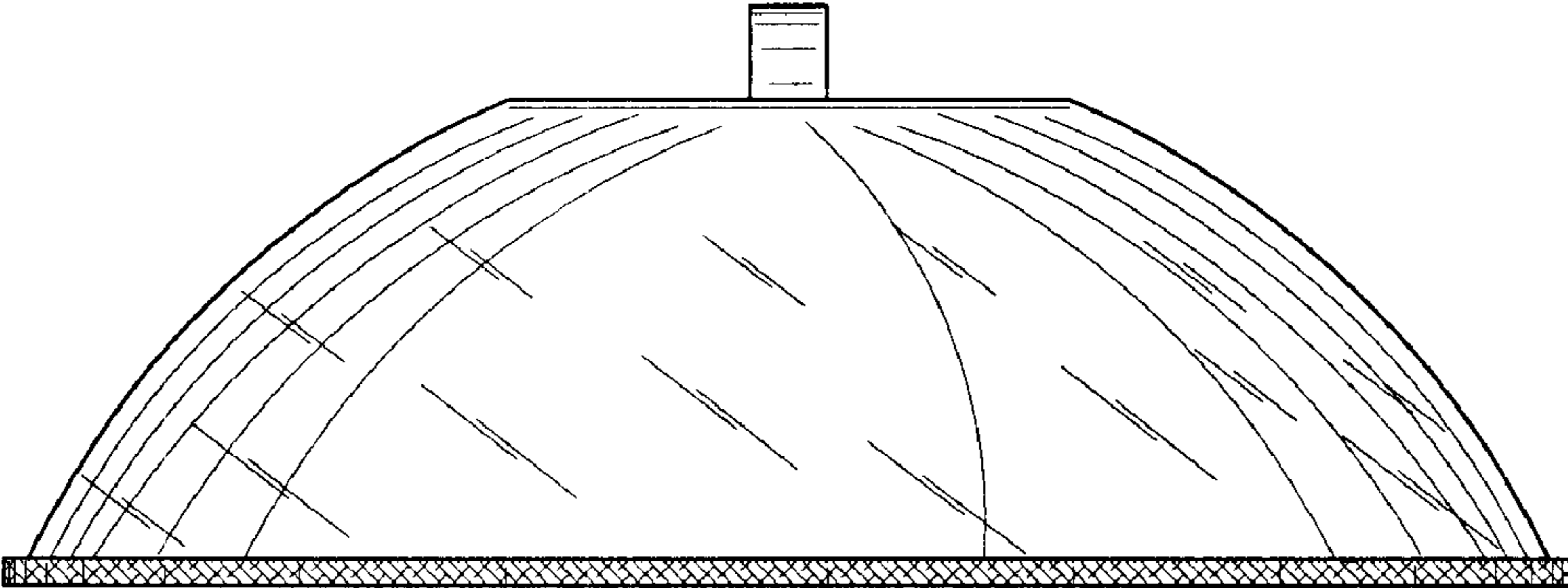
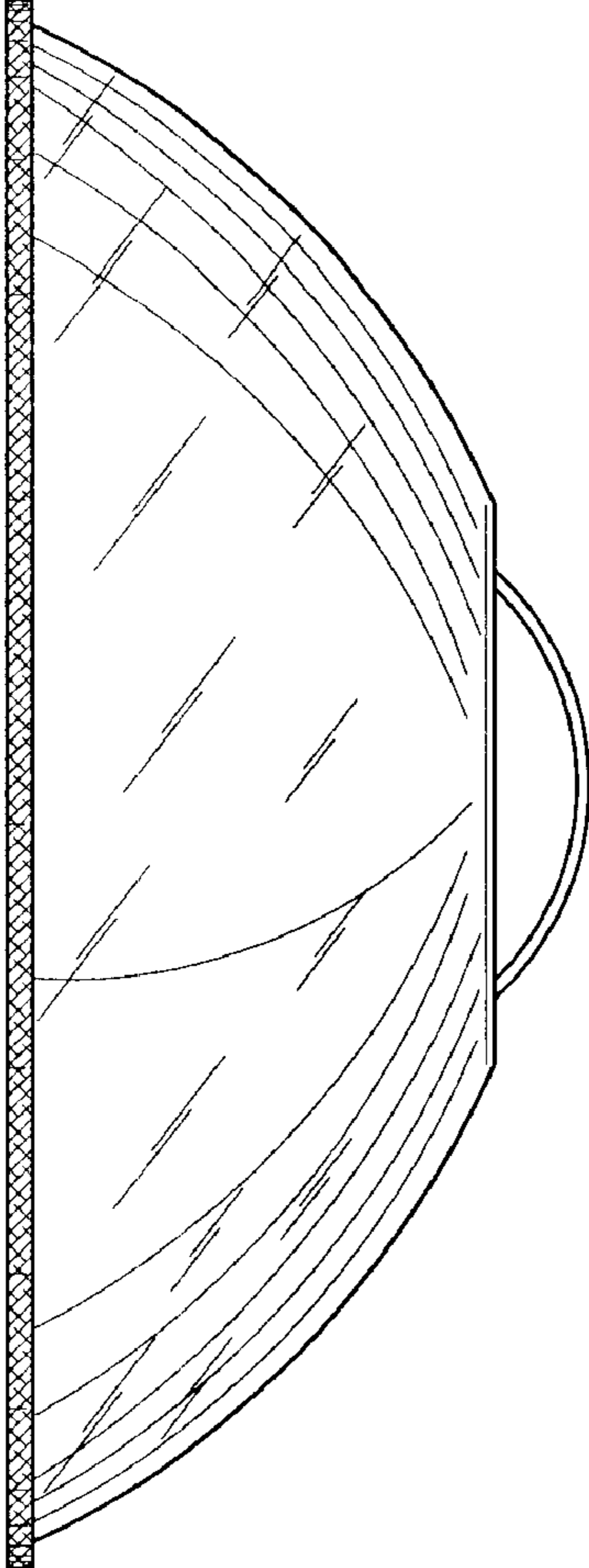


FIG. 4




FIG. 5