



US00D514994S

(12) **United States Design Patent** (10) **Patent No.:** **US D514,994 S**
Day (45) **Date of Patent:** **** Feb. 14, 2006**

(54) **DASHBOARD DISPLAY MOUNT**
(75) **Inventor:** **Gregory E. Day**, Great Falls, VA (US)
(73) **Assignee:** **Gauge Works, LLC**, Great Falls, VA (US)
(**) **Term:** **14 Years**

D440,925 S * 4/2001 Pfeiffer D12/192
D461,437 S * 8/2002 Hofmann et al. D12/192
D467,845 S * 12/2002 Pfeiffer et al. D12/192
D471,141 S * 3/2003 Hofmann et al. D12/192
D472,506 S * 4/2003 Wiedeman et al. D12/192
D473,832 S * 4/2003 Tuzar D12/192
D476,276 S * 6/2003 Day D12/192

* cited by examiner

(21) **Appl. No.:** **29/181,902**
(22) **Filed:** **May 16, 2003**

Primary Examiner—Stacia Cadmus
(74) *Attorney, Agent, or Firm*—Thomas F. Bergert; Williams Mullen PC

Related U.S. Application Data

(63) Continuation of application No. 29/170,226, filed on Nov. 1, 2002, now Pat. No. Des. 476,276.
(51) **LOC (8) Cl.** **12-16**
(52) **U.S. Cl.** **D12/192**
(58) **Field of Classification Search** D12/192, D12/114; D10/98, 123–126, 102; 280/752, 280/DIG. 5; 296/70; 180/90
See application file for complete search history.

(57) **CLAIM**

The ornamental design for a dashboard display mount, as shown and described.

DESCRIPTION

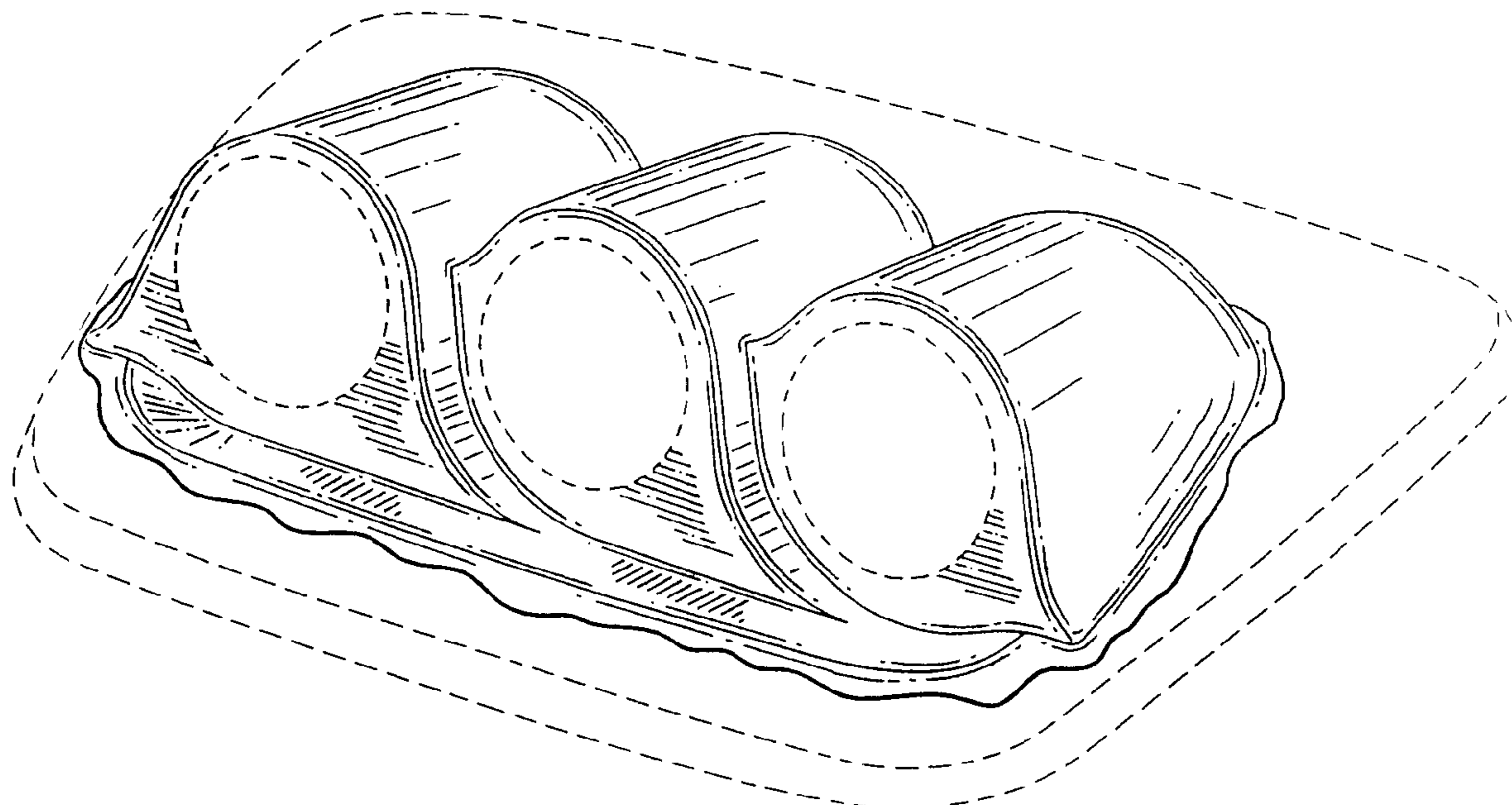
FIG. 1 is a top right front perspective view of a dashboard display mount showing my new design.
FIG. 2 is a front elevational view thereof;
FIG. 3 is a right side elevational view thereof;
FIG. 4 is a left side elevational view thereof;
FIG. 5 is a rear elevational view thereof; and,
FIG. 6 is a top plan view.
The broken line showing of display gauges and base extension is for illustrative purposes only and forms no part of the claimed design.

(56) **References Cited**

U.S. PATENT DOCUMENTS

D195,783 S * 7/1963 Woods, Jr. D12/192
D375,477 S * 11/1996 Kulla et al. D12/192
D413,294 S * 8/1999 Lagaay D12/192
D436,565 S * 1/2001 Tsay et al. D12/192

1 Claim, 6 Drawing Sheets



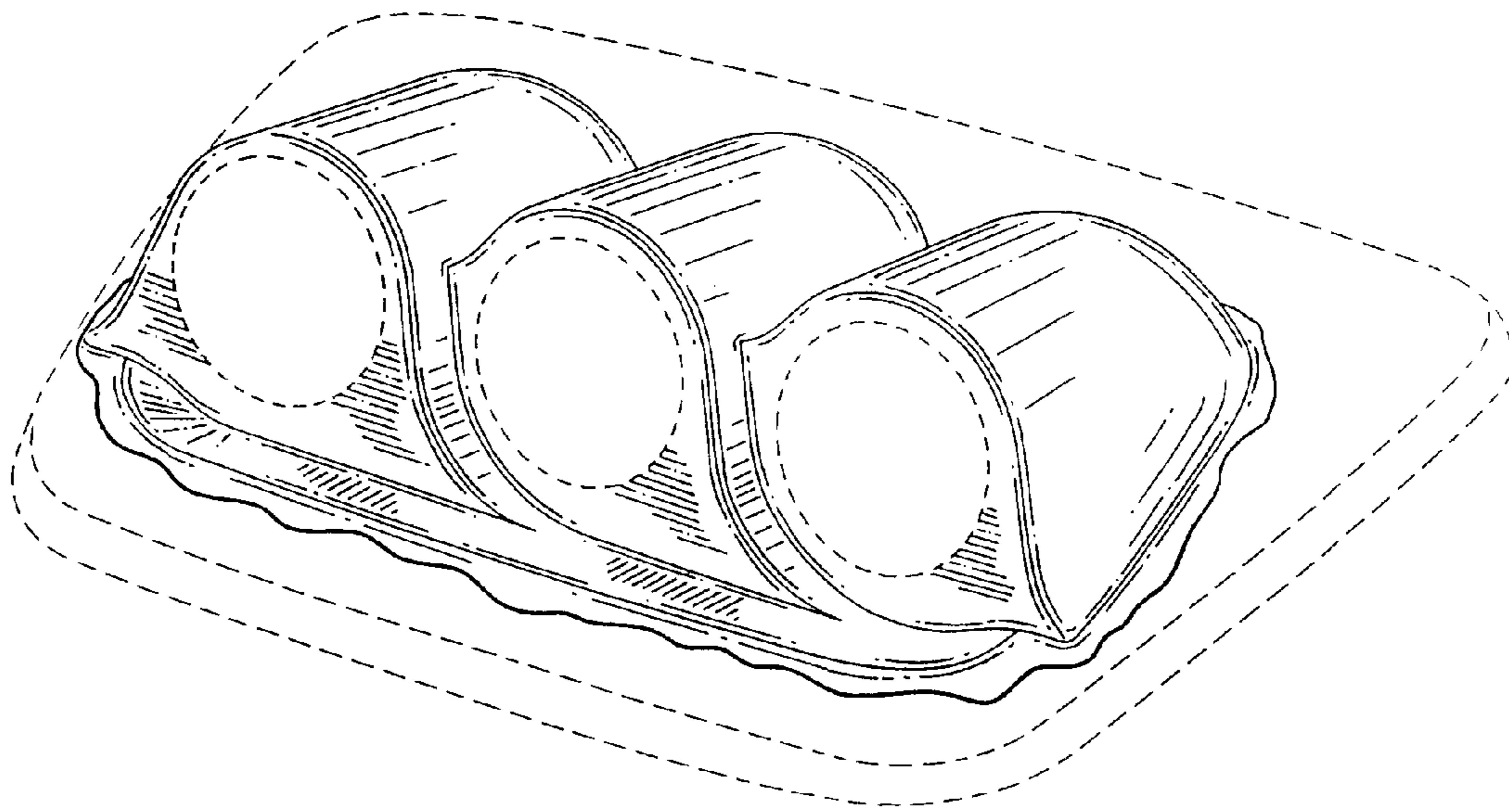


FIG.1

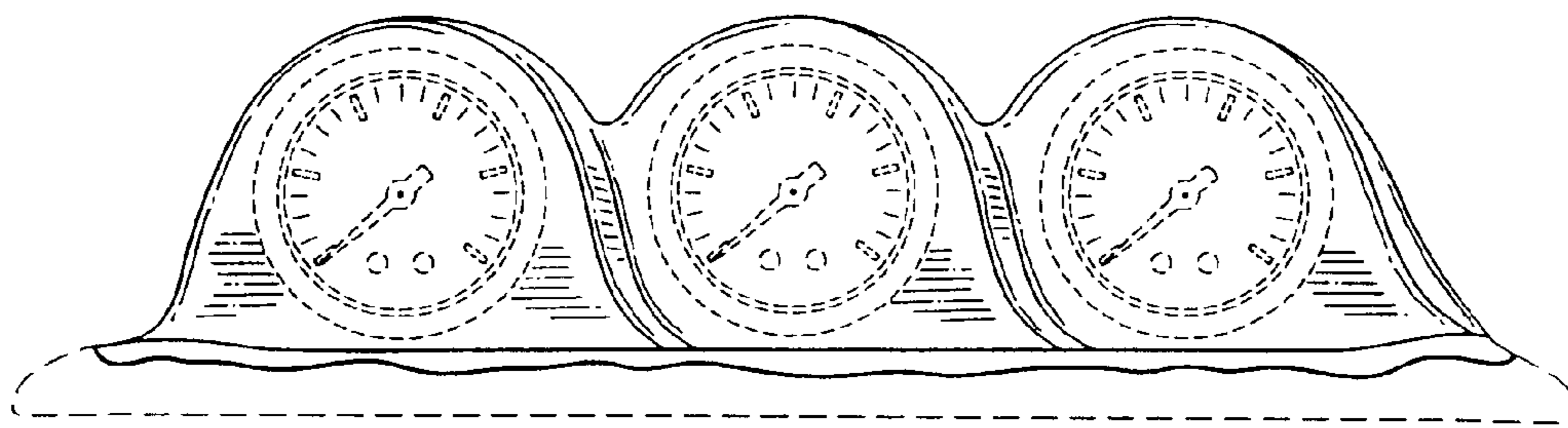


FIG.2

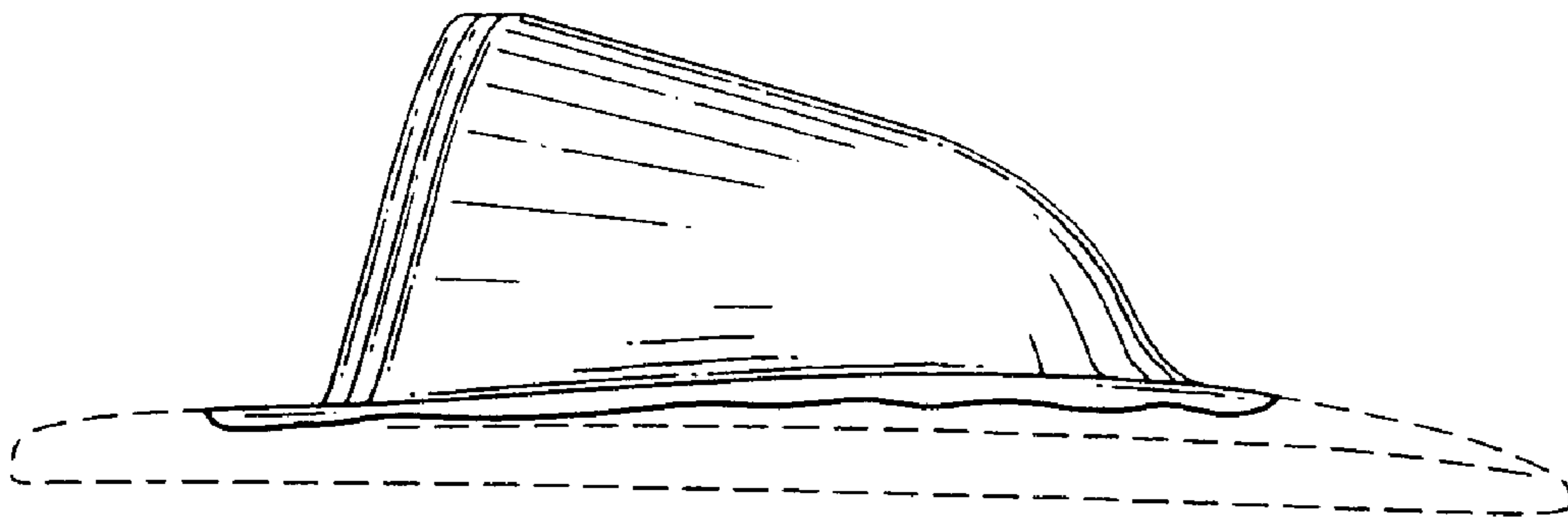


FIG.3




FIG. 4

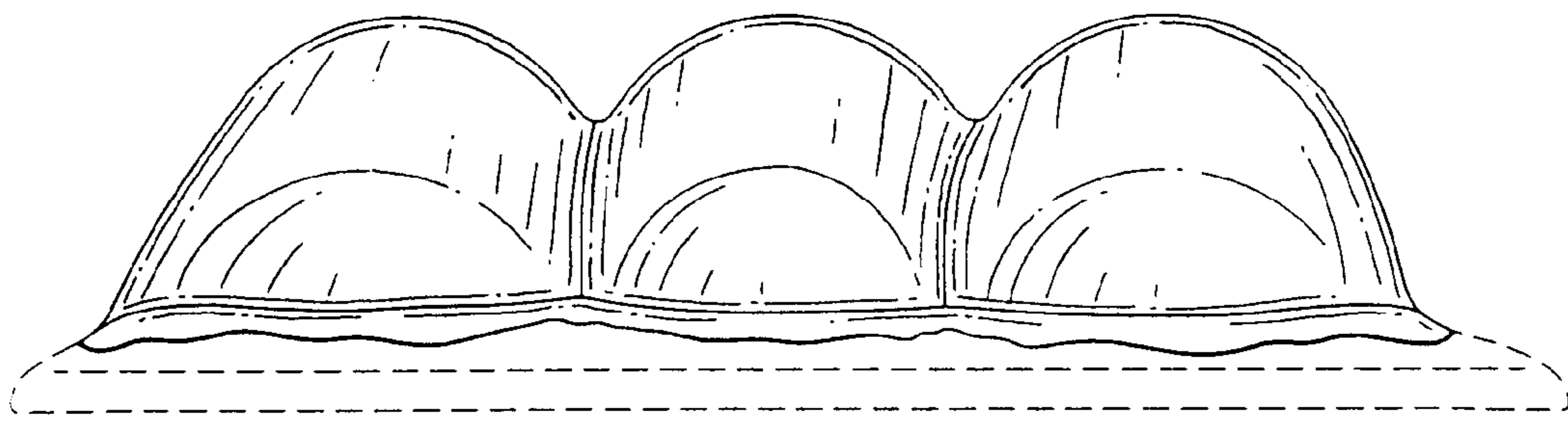


FIG.5

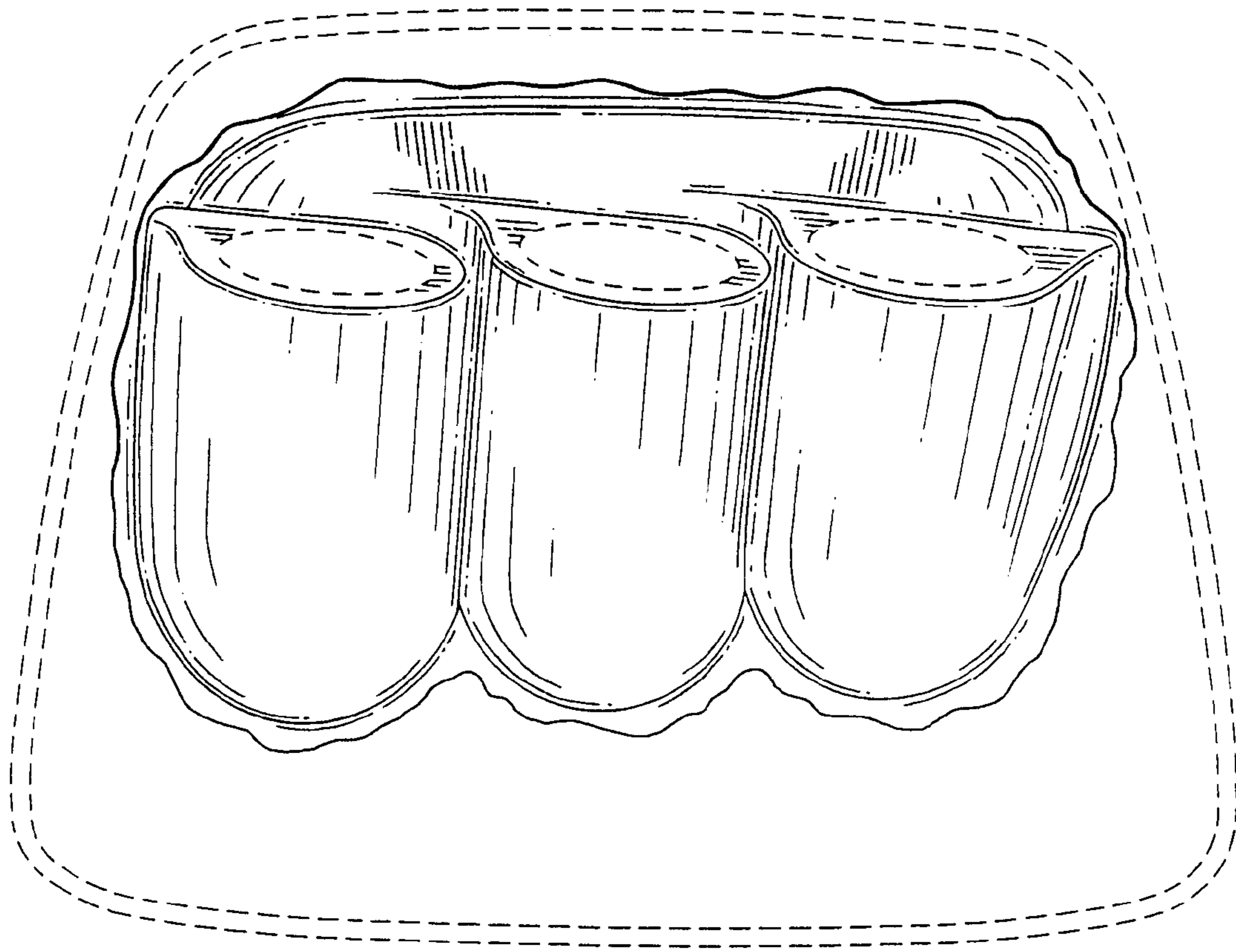


FIG.6

UNITED STATES PATENT AND TRADEMARK OFFICE
CERTIFICATE OF CORRECTION

PATENT NO. : Des. 514,994 S
DATED : February 14, 2006
INVENTOR(S) : Gregory E. Day

Page 1 of 1

It is certified that error appears in the above-identified patent and that said Letters Patent is hereby corrected as shown below:

Title page.
Item [75], Inventor, add -- **Dwight C. Green** --.

Signed and Sealed this

Sixteenth Day of May, 2006

A handwritten signature in black ink on a dotted background. The signature reads "Jon W. Dudas" in a cursive style.

JON W. DUDAS

Director of the United States Patent and Trademark Office