



US00D514992S

(12) **United States Design Patent**
Yamaguchi et al.

(10) **Patent No.:** **US D514,992 S**
(45) **Date of Patent:** **** Feb. 14, 2006**

(54) **UNDERSIDE SURFACE OF A HOOD FOR A MOTOR VEHICLE**

D487,239 S * 3/2004 Chan D12/173

FOREIGN PATENT DOCUMENTS

(75) Inventors: **Koichiro Yamaguchi**, Hiroshima (JP);
Arihiro Furumoto, Hiroshima (JP);
Junichi Kashiwada, Hiroshima (JP)

JP 2000-168622 A 6/2000

* cited by examiner

(73) Assignee: **Mazda Motor Corporation**, Hiroshima (JP)

Primary Examiner—Melody N. Brown
(74) *Attorney, Agent, or Firm*—Nixon Paebody LLP;
Donald R. Studebaker

(**) Term: **14 Years**

(57) **CLAIM**

(21) Appl. No.: **29/190,881**

The ornamental design for an underside surface of a hood for a motor vehicle, as shown and described.

(22) Filed: **Sep. 30, 2003**

DESCRIPTION

(30) **Foreign Application Priority Data**

May 14, 2003 (JP) 2003-013315

(51) **LOC (8) Cl.** **12-16**

(52) **U.S. Cl.** **D12/173**

(58) **Field of Classification Search** D12/173,
D12/96, 93; 180/89.12–89.14, 89.16

See application file for complete search history.

FIG. 1 is a front perspective view of an underside surface of a hood for a motor vehicle;

FIG. 2 is a front elevation view of an underside surface of the hood;

FIG. 3 is a rear elevation view of the underside surface of the hood;

FIG. 4 is a left side elevation view of the hood, the opposite side being a mirror image of the side shown herein;

FIG. 5 is a top perspective view thereof; and,

FIG. 6 is a bottom perspective view thereof.

Portion in broken lines is shown for illustrative purposes only and forms no part of the claimed design.

Dashed lines are drawn in order to show the border between the claimed design and the other portions.

(56) **References Cited**

U.S. PATENT DOCUMENTS

- 5,124,191 A 6/1992 Seksaria
- 5,244,745 A 9/1993 Seksaria et al.
- D427,123 S * 6/2000 Hoyle, Jr. D12/173
- D429,670 S * 8/2000 Hoyle, Jr. D12/173
- D434,709 S * 12/2000 Hoyle, Jr. D12/173

1 Claim, 4 Drawing Sheets

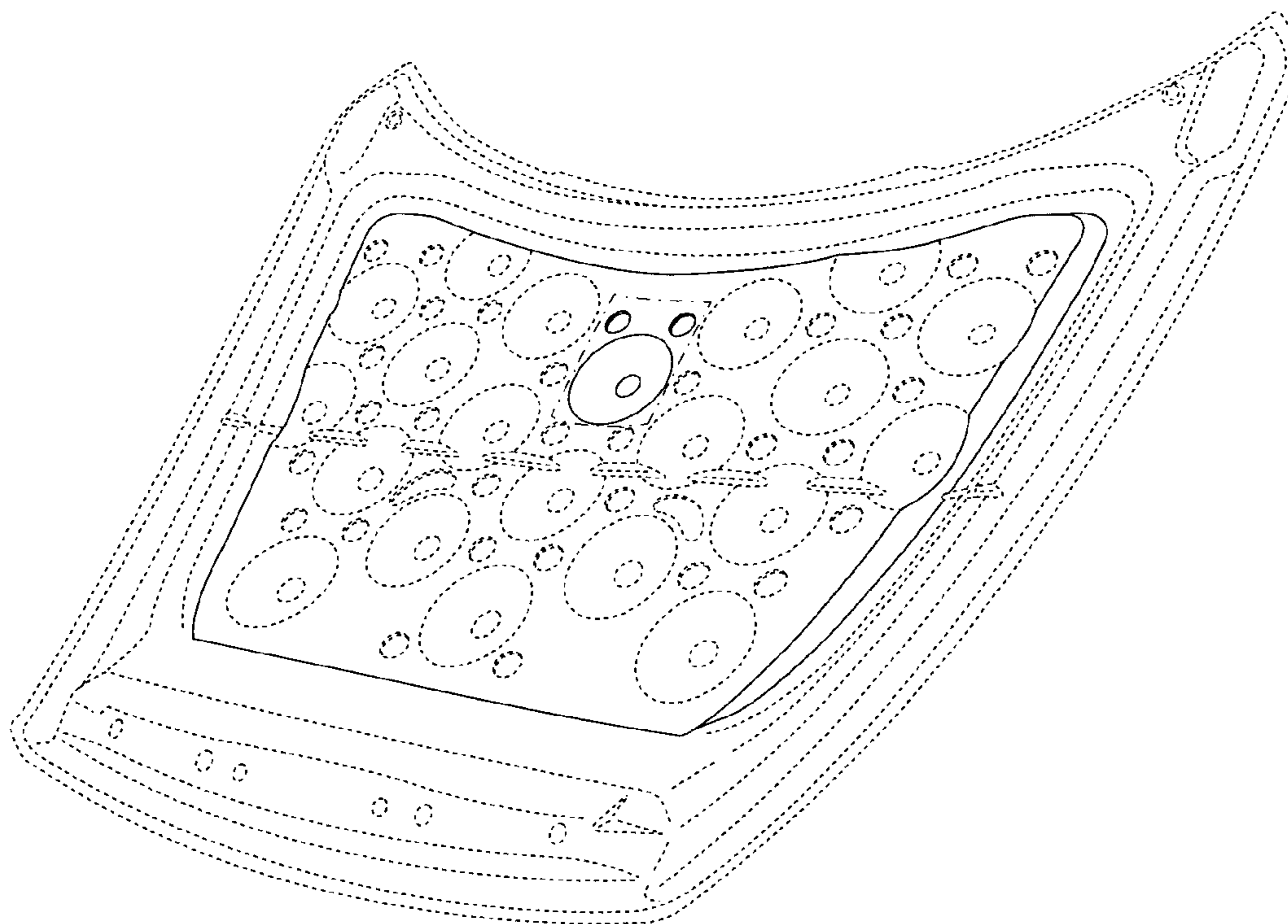


Fig. 1

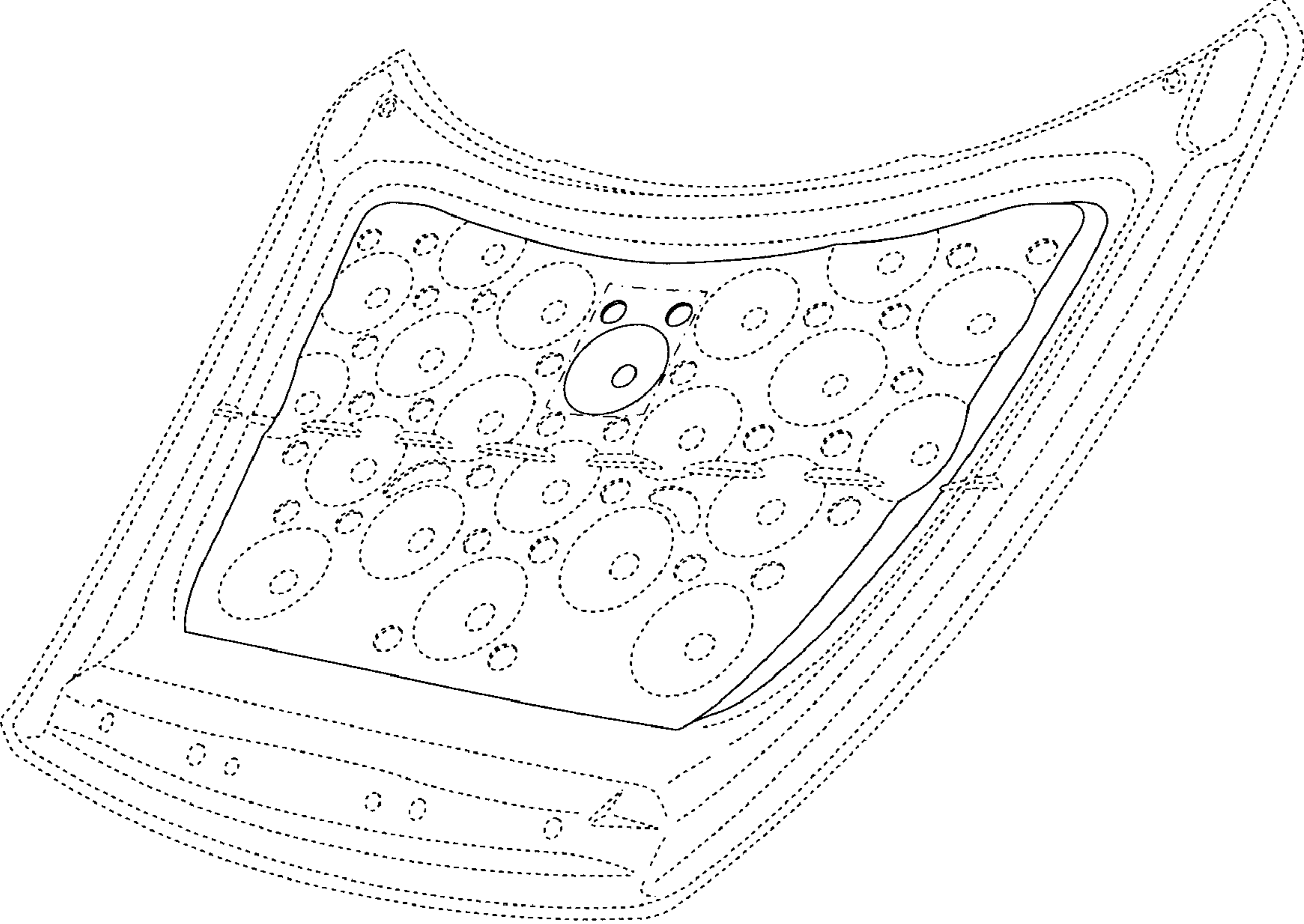


Fig. 2

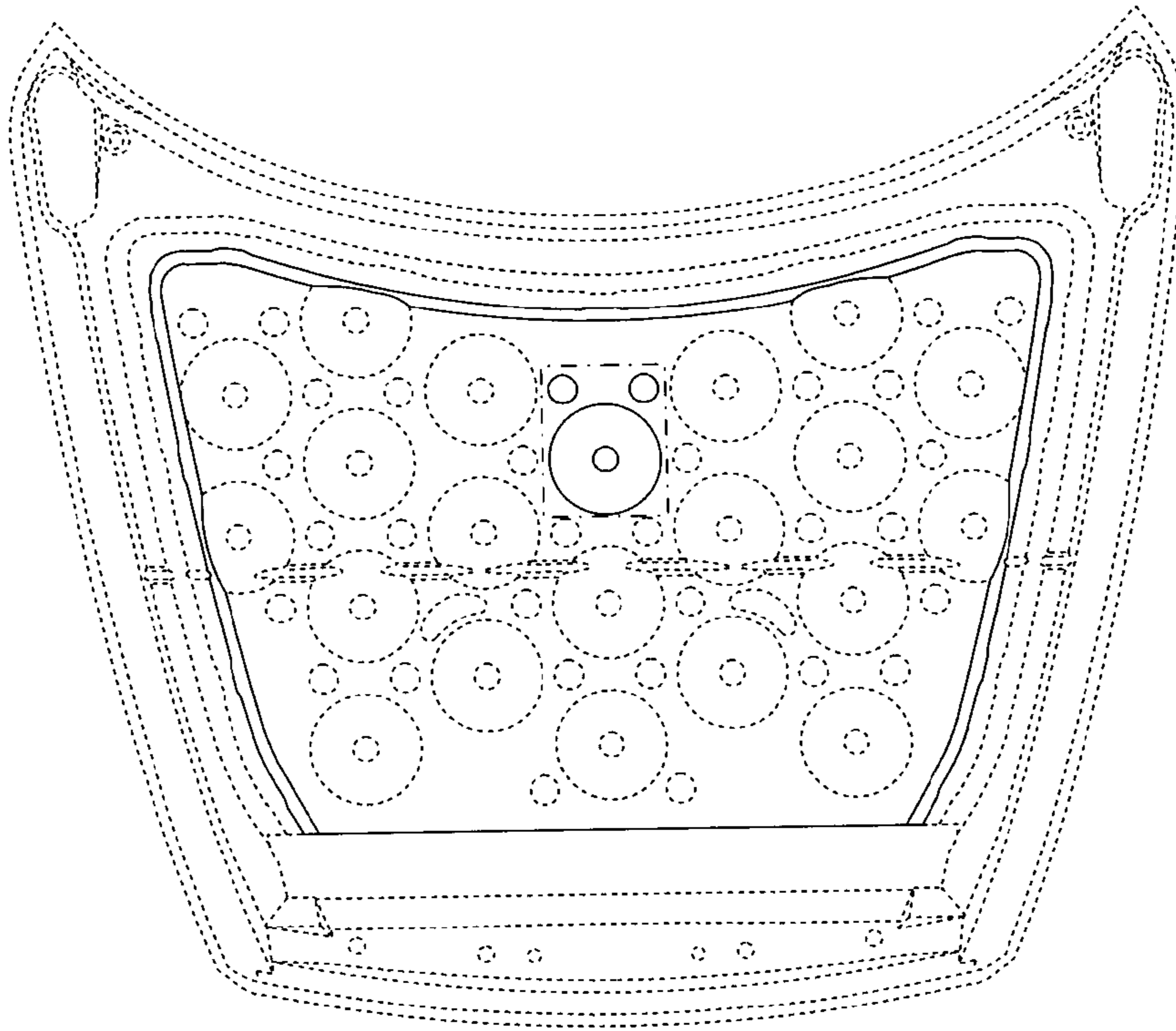


Fig. 3

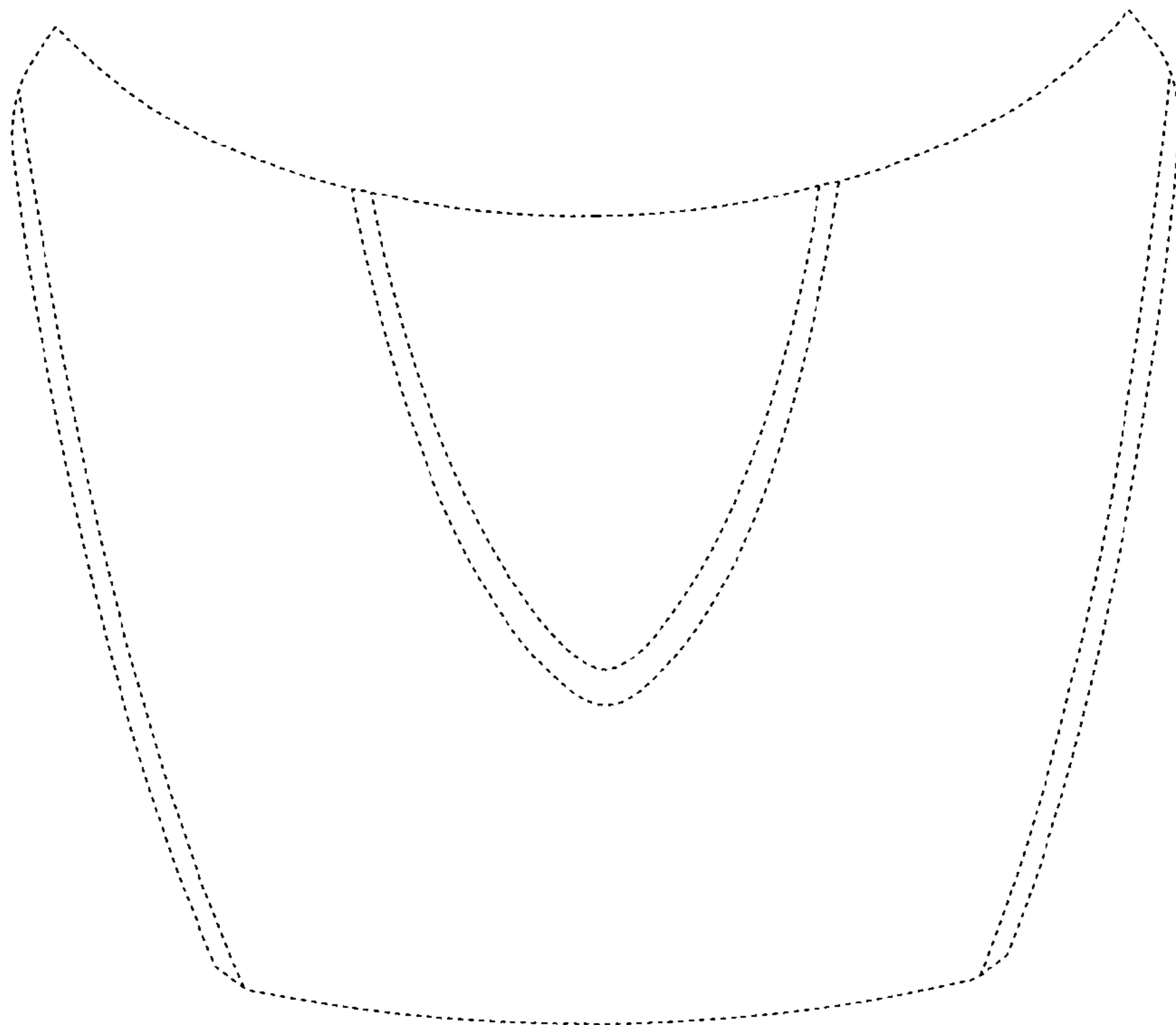


Fig. 4




Fig. 5

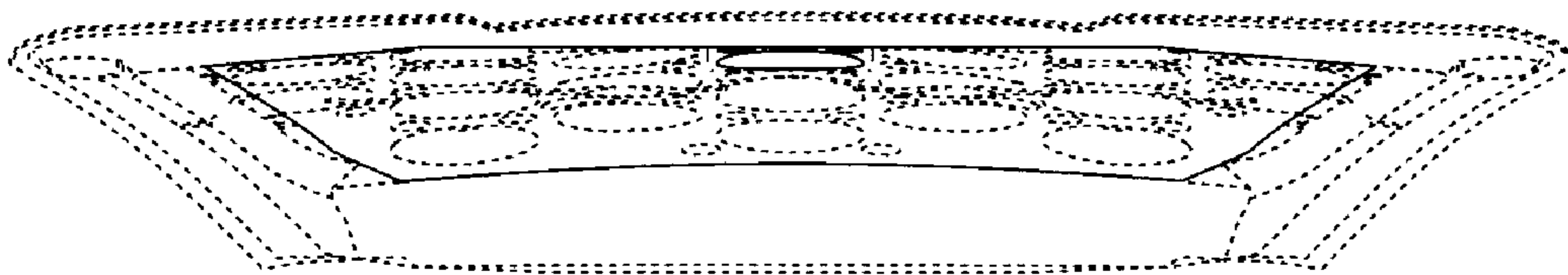


Fig. 6

