



US00D514982S

(12) **United States Design Patent**
Meissner

(10) **Patent No.:** **US D514,982 S**
(45) **Date of Patent:** **** Feb. 14, 2006**

(54) **OVERHEAD SUSPENDED RAIL CAR**

D499,047 S * 11/2004 Meissner D12/37

(75) Inventor: **J. Michael Meissner**, Hinsdale, IL (US)

* cited by examiner

(73) Assignee: **HYTRAN Transportation Corporation, Inc.**, Hinsdale, IL (US)

Primary Examiner—Stacia Cadmus

(74) *Attorney, Agent, or Firm*—DLA Piper Rudnick Gray Cary US LLP

(**) Term: **14 Years**

(57) **CLAIM**

(21) Appl. No.: **29/224,094**

The ornamental design for a overhead suspended rail car, as shown and described herein.

(22) Filed: **Feb. 25, 2005**

(51) **LOC (8) Cl.** **12-03**

(52) **U.S. Cl.** **D12/37**

(58) **Field of Classification Search** D12/36-40;
104/118-121, 94, 281, 289, 89

See application file for complete search history.

DESCRIPTION

(56) **References Cited**

U.S. PATENT DOCUMENTS

D188,475 S	*	7/1960	Gurr	D12/37
D205,105 S	*	6/1966	Clary et al.	D12/36
D206,838 S	*	1/1967	Hawes	D12/37
D292,971 S	*	12/1987	Frech et al.	D12/37
5,027,712 A	*	7/1991	Wallick	104/94
D329,028 S	*	9/1992	Malewicki	D12/37
D421,581 S	*	3/2000	Dimson et al.	D12/37
D498,705 S	*	11/2004	Meissner	D12/37

FIG. 1 is a perspective view of an overhead suspended rail car showing my design;

FIG. 2 is a right side elevational view of an overhead suspended rail car showing one side of my design;

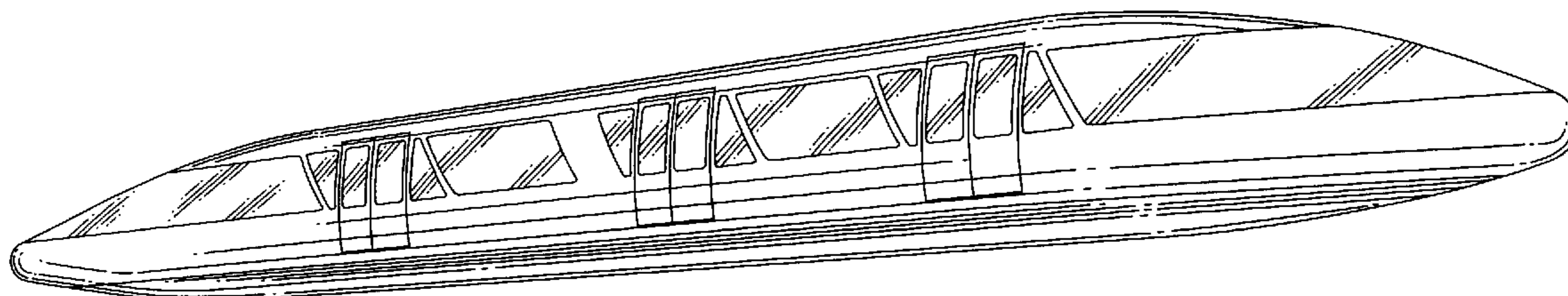
FIG. 3 is a left side elevational view of an overhead suspended rail car showing a further side of my design;

FIG. 4 is a top plan view of an overhead suspended rail car showing my design;

FIG. 5 is a bottom plan view of an overhead suspended rail car showing my design; and,

FIG. 6 is a front elevational view of an overhead suspended rail car showing my design.

1 Claim, 3 Drawing Sheets



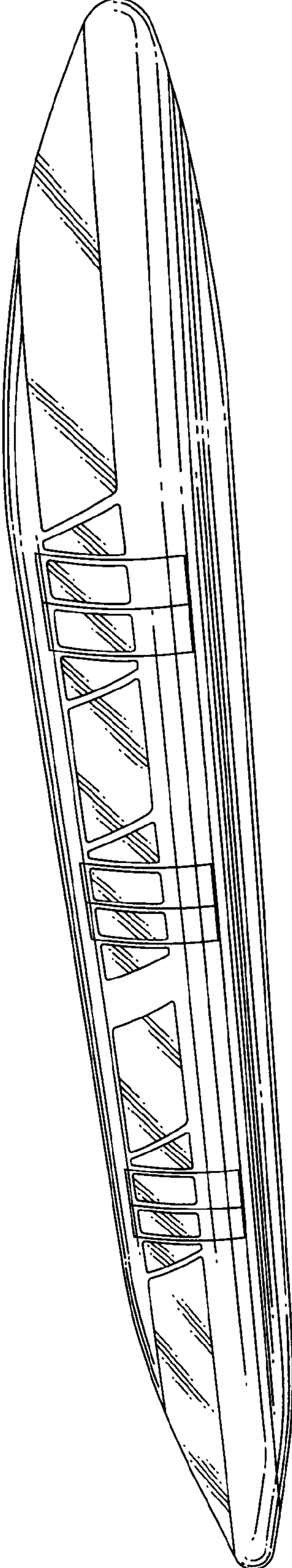


Fig. 1

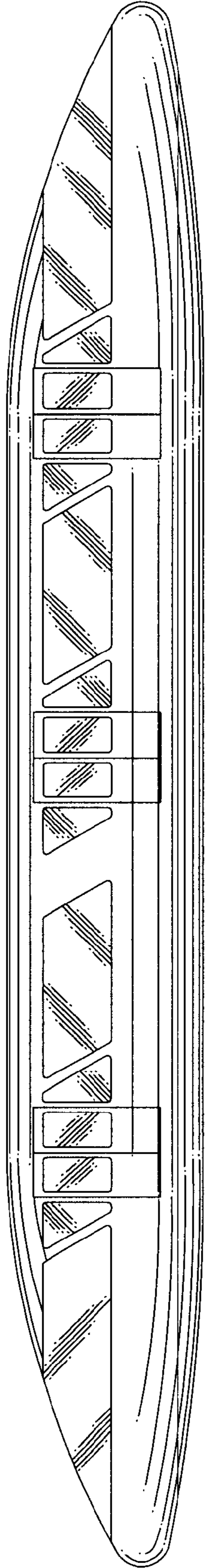


Fig. 2

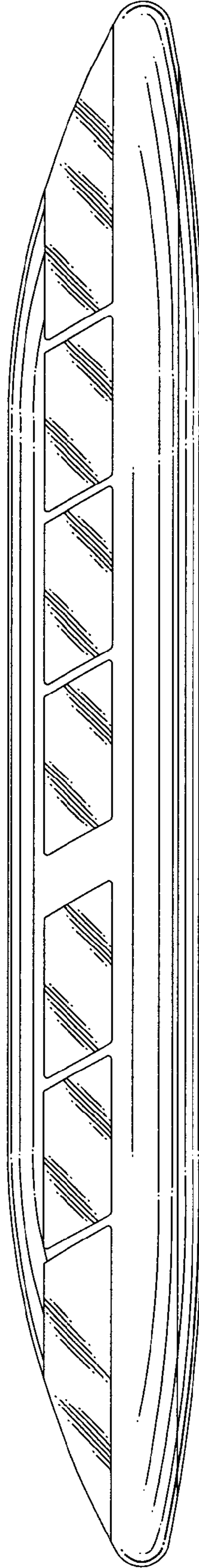


Fig. 3




Fig. 4




Fig. 5

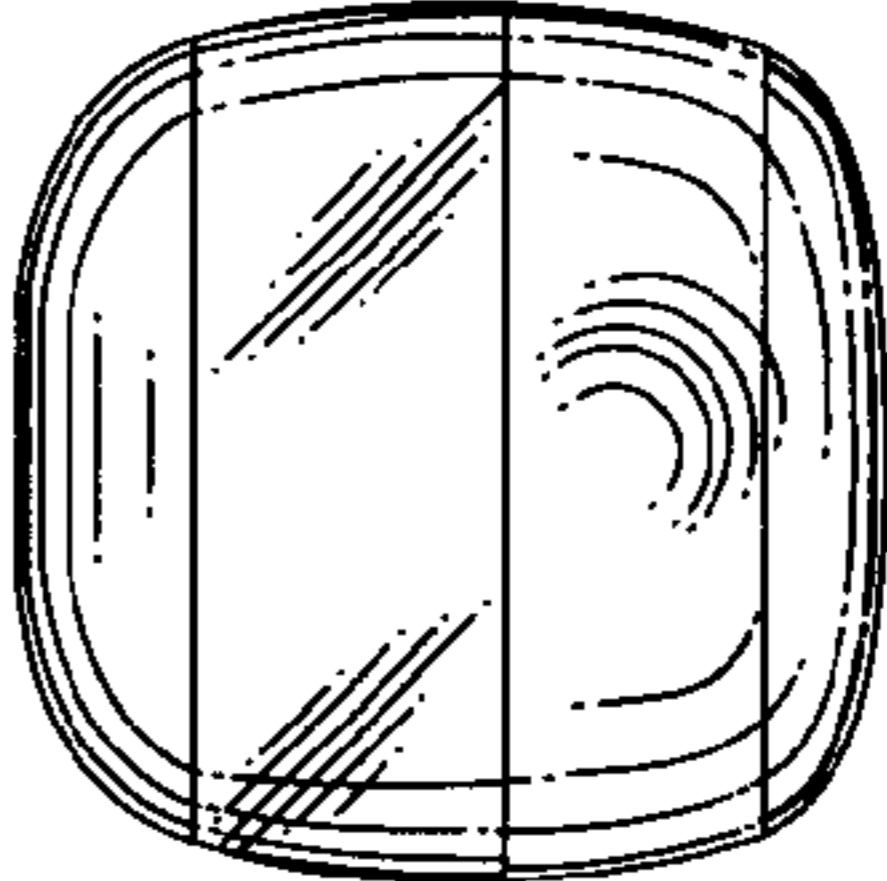


Fig. 6