

US00D514960S

(12) **United States Design Patent**
Deleskiewicz

(10) **Patent No.:** **US D514,960 S**

(45) **Date of Patent:** **** Feb. 14, 2006**

(54) **WATCHCASE**

(75) **Inventor:** **Jean-Denis Deleskiewicz**, Joinville le Pont (FR)

(73) **Assignee:** **Richemont International S.A.**, Villars-sur-Glane (CH)

(**) **Term:** **14 Years**

(21) **Appl. No.:** **29/215,026**

(22) **Filed:** **Oct. 14, 2004**

(30) **Foreign Application Priority Data**

Apr. 14, 2004 (WO) DM/065 289

(51) **LOC (8) Cl.** **10-02**

(52) **U.S. Cl.** **D10/38**

(58) **Field of Classification Search** D10/30-39,
D10/122-132; D11/3-25; 368/41-44, 82-84,
368/28-30, 239-242, 276, 277, 281, 282,
368/285, 223, 228, 293-295; 63/1.1, 3, 5,
63/11, 1.13, 5.1, 4, 6; 224/164, 168
See application file for complete search history.

(56) **References Cited**

U.S. PATENT DOCUMENTS

1,701,339 A * 2/1929 Roy 24/265 R

D80,359 S	*	1/1930	Conant	D10/38
D101,076 S	*	9/1936	Wadsworth	D10/39
D152,355 S	*	1/1949	Pennino	D10/32
D152,356 S	*	1/1949	Pennino	D10/32
D354,445 S	*	1/1995	Wunderman	D10/32
D454,310 S	*	3/2002	Dostourian	D10/30
D478,515 S	*	8/2003	Sugiura et al.	D10/32
D496,290 S	*	9/2004	Plan	D10/32

* cited by examiner

Primary Examiner—Lucy Lieberman
(74) *Attorney, Agent, or Firm*—Young & Thompson

(57) **CLAIM**

The ornamental design for a watchcase, as shown and described.

DESCRIPTION

FIG. 1 is a top view of the watchcase.
FIG. 2 is a bottom view of the watchcase.
FIG. 3 is a perspective view of the watchcase.
FIG. 4 is a side view from the left of FIG. 1.
FIG. 5 is a side view from the right of FIG. 1.
FIG. 6 is a side view from the bottom of FIG. 1; and,
FIG. 7 is a side view from the top of FIG. 1.

1 Claim, 1 Drawing Sheet




Fig. 1

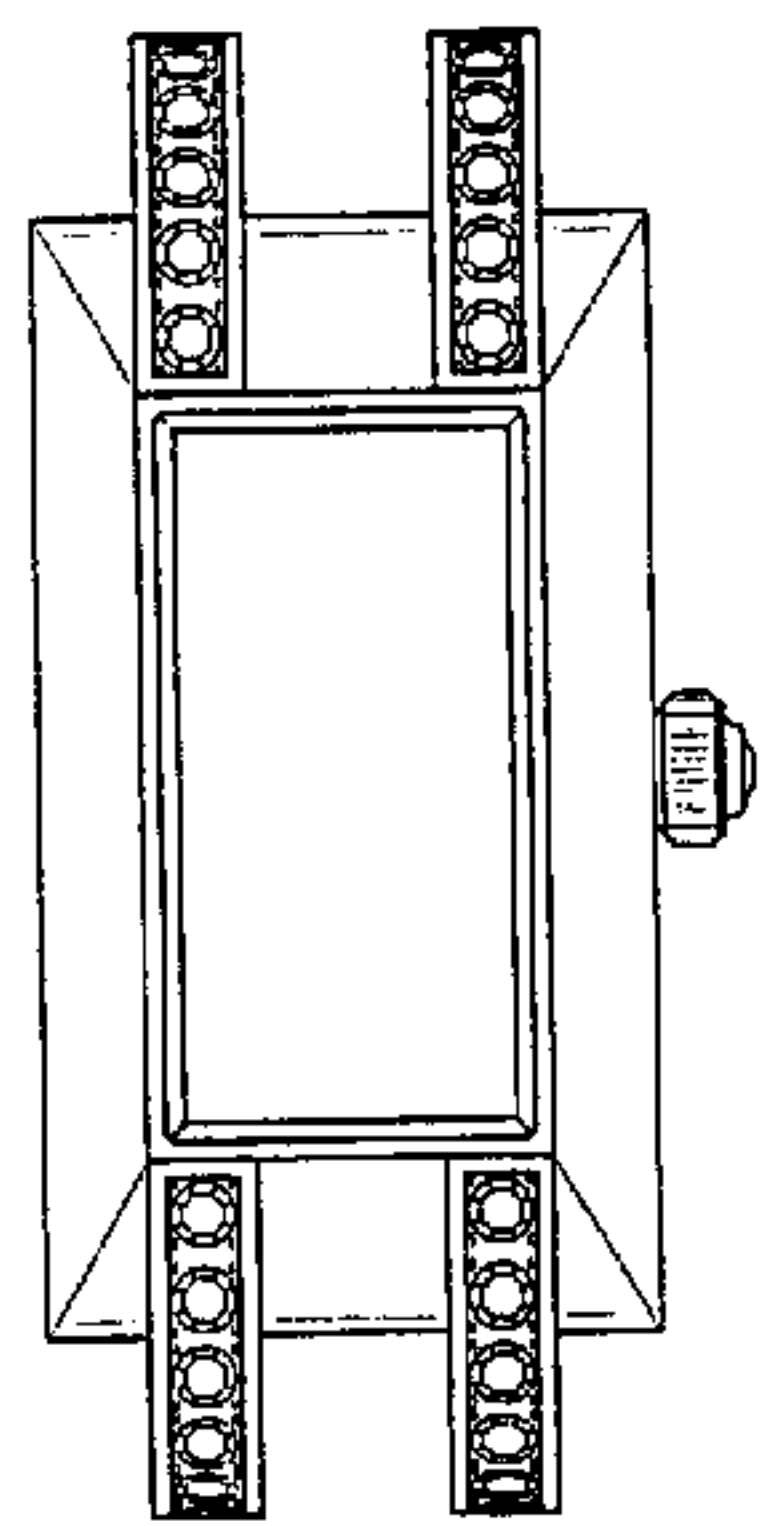


Fig. 2

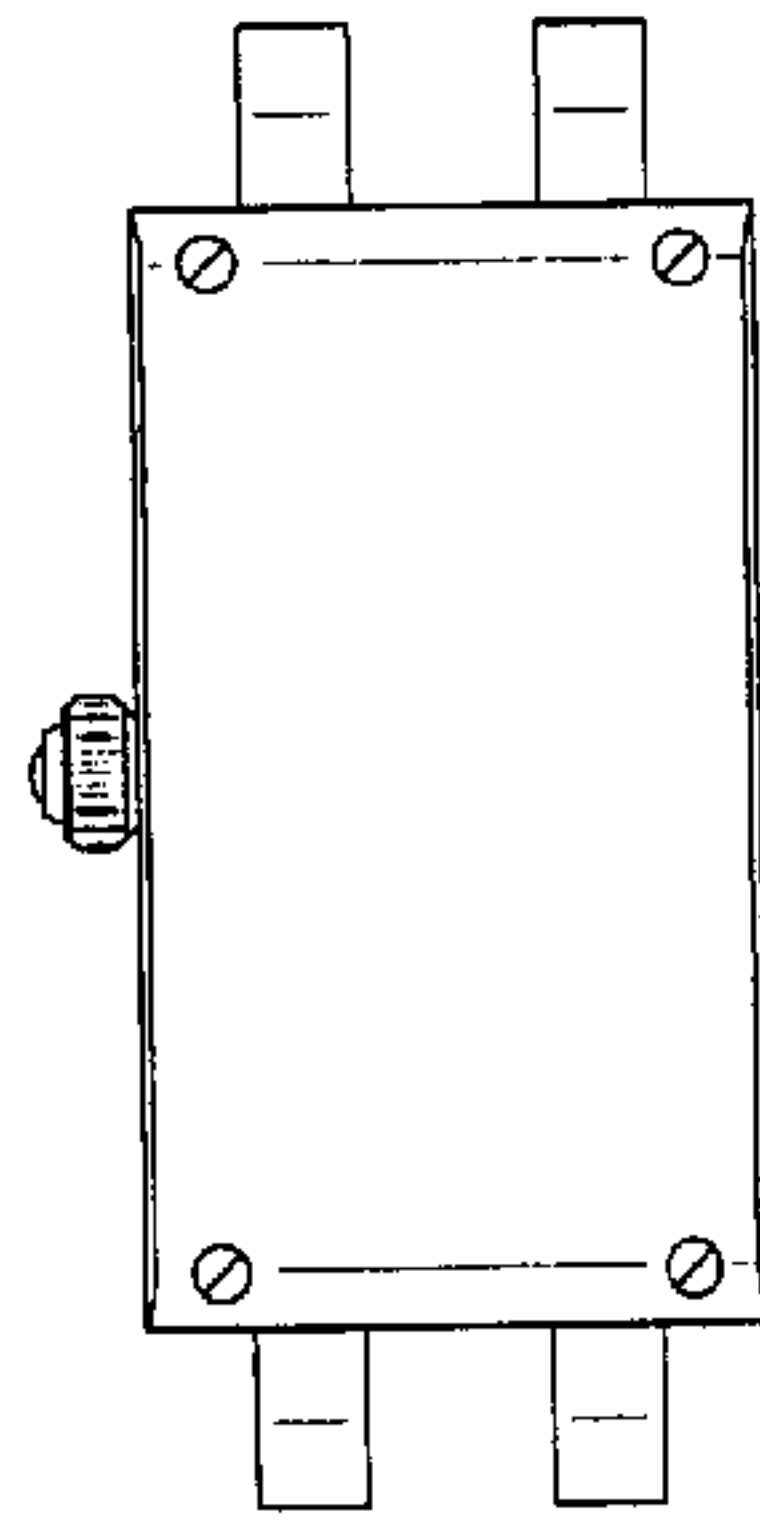


Fig. 3




Fig. 4




Fig. 5

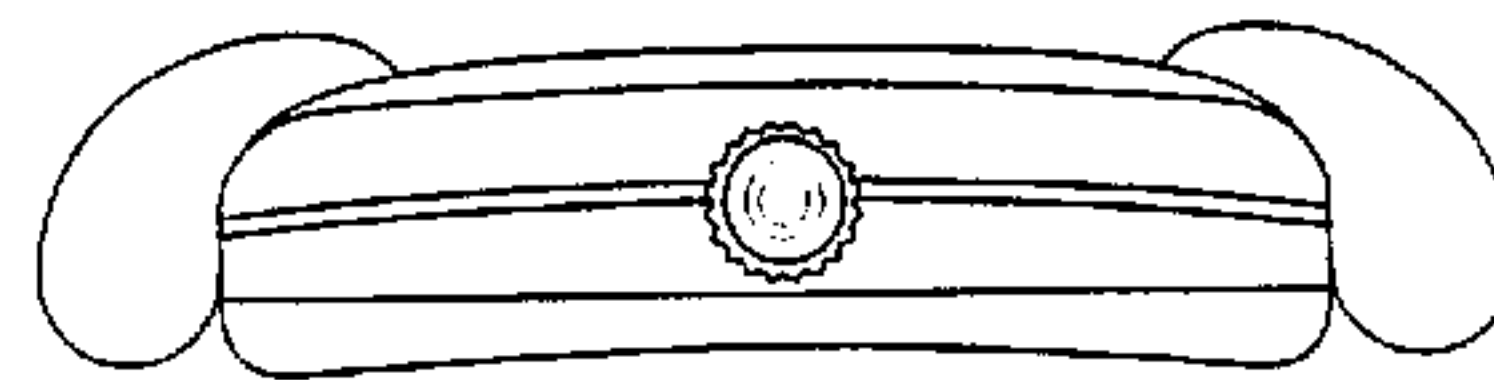


Fig. 6

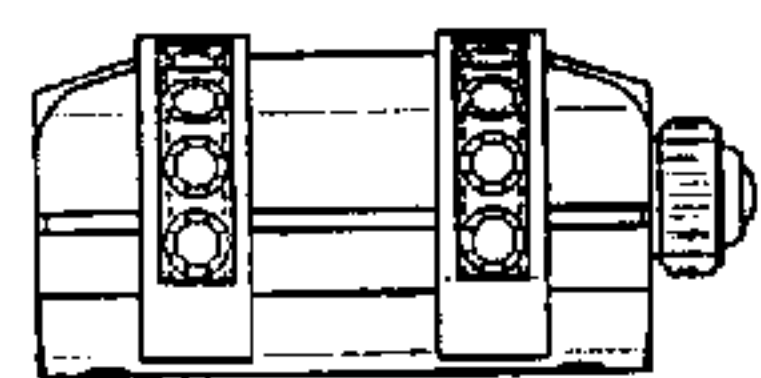


Fig. 7

