



US00D514953S

(12) **United States Design Patent**
Akopyan

(10) **Patent No.:** **US D514,953 S**

(45) **Date of Patent:** **** Feb. 14, 2006**

(54) **FOUR INTERLOCKED BOTTLES**

(76) **Inventor:** **Arshak Akopyan**, 1215 E. Colorado St., Suite 202 B, Glendale, CA (US) 91205

(**) **Term:** **14 Years**

(21) **Appl. No.:** **29/216,448**

(22) **Filed:** **Nov. 4, 2004**

(51) **LOC (8) Cl.** **09-01**

(52) **U.S. Cl.** **D9/739; D9/743; D9/522**

(58) **Field of Classification Search** D7/598;
D9/684, 738-742, 501, 516-517, 523-524,
D9/527-528, 530-531, 533-534, 544, 546,
D9/549-550, 561, 563, 575; D24/197; 215/6,
215/10, 382-384, 396, 398; 220/23.4, 524
See application file for complete search history.

(56) **References Cited**

U.S. PATENT DOCUMENTS

59,333	A	*	10/1866	Bullard	215/10
D203,950	S	*	3/1966	Swayze	D9/526
D251,104	S	*	2/1979	Sanchez et al.	D9/747 X
4,139,114	A	*	2/1979	Long et al.	220/23.4
4,249,766	A	*	2/1981	Erickson	294/87.2
D263,118	S	*	2/1982	Weckman	D9/741
D280,599	S	*	9/1985	Green	D9/741
4,544,194	A	*	10/1985	Allen	294/87.2
D281,824	S	*	12/1985	Field	D9/739 X
D333,263	S	*	2/1993	Markuzov	D9/741
5,316,159	A	*	5/1994	Douglas et al.	215/10
5,356,040	A	*	10/1994	Reggiani	215/6 X

D354,909	S	*	1/1995	Blanche	D9/739
D369,279	S	*	4/1996	Rothschild, III	D9/524 X
D376,955	S	*	12/1996	Petrosyan et al.	D7/598
D439,156	S	*	3/2001	Hall et al.	D9/743
6,325,229	B1	*	12/2001	Anders	220/23.4
D481,627	S	*	11/2003	Hillesland	D9/522

* cited by examiner

Primary Examiner—Carol Rademaker

(57) **CLAIM**

The ornamental design for four interlocked bottles, as shown and described.

DESCRIPTION

FIG. 1 is a perspective view of the set of four interlocked bottles, including upper and lower horizontal straps, showing my new design;

FIG. 2 is a front elevational view thereof, including upper and lower horizontal straps, shown at a slightly reduced scale from FIG. 1;

FIG. 3 is a top plan view of thereof;

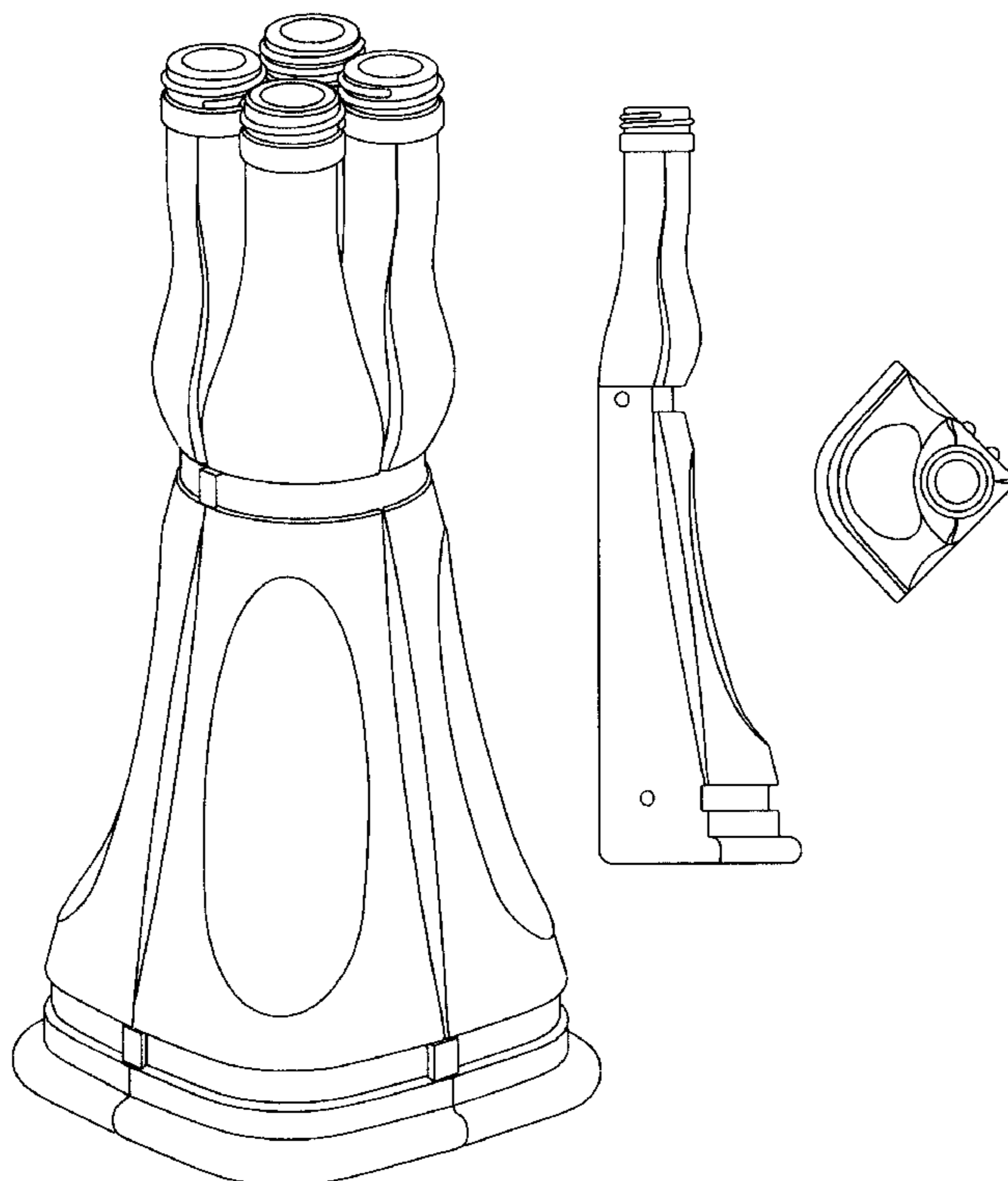
FIG. 4 is a front elevational view of one of the four interlocked bottles of FIG. 2, shown separately and without the upper and lower horizontal straps for clarity of illustration, and shown at a reduced scale from FIG. 2;

FIG. 5 is a left side elevational view thereof, the right side elevational view being a mirror image except that the bumps are instead recesses;

FIG. 6 is a rear elevational view thereof; and,

FIG. 7 is a top plan view thereof.

1 Claim, 3 Drawing Sheets



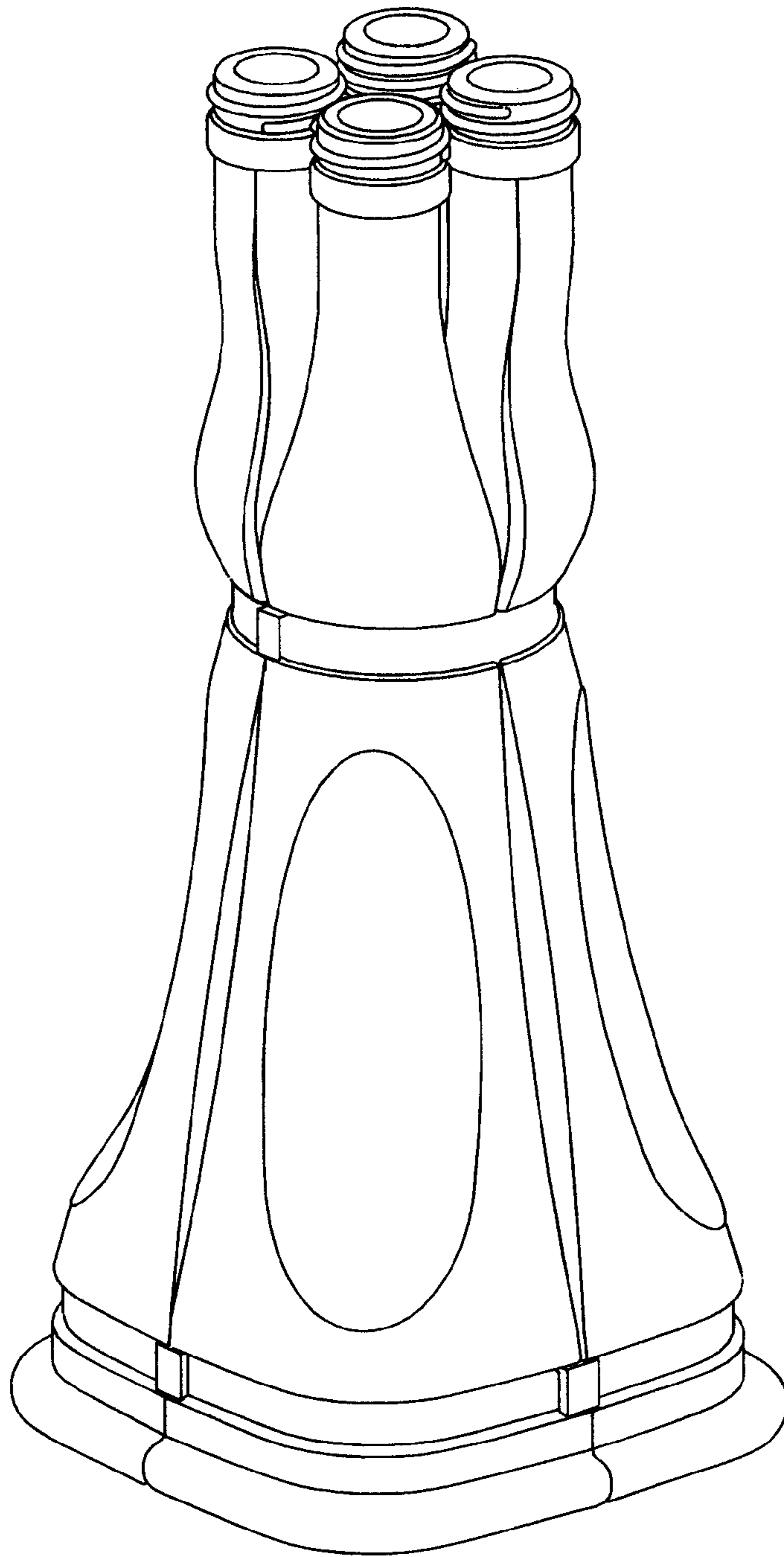


Fig. 1

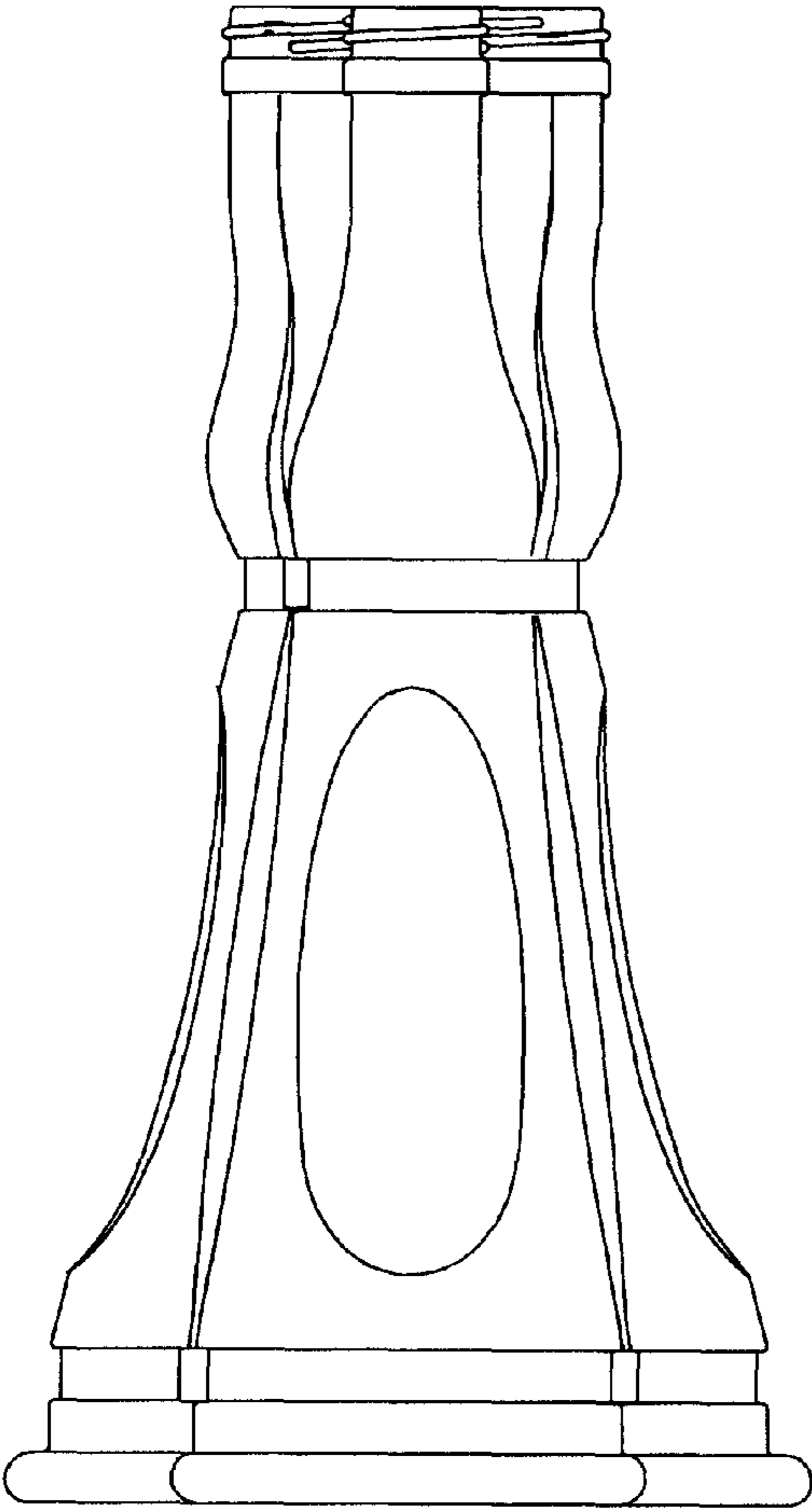


Fig. 2




Fig. 3

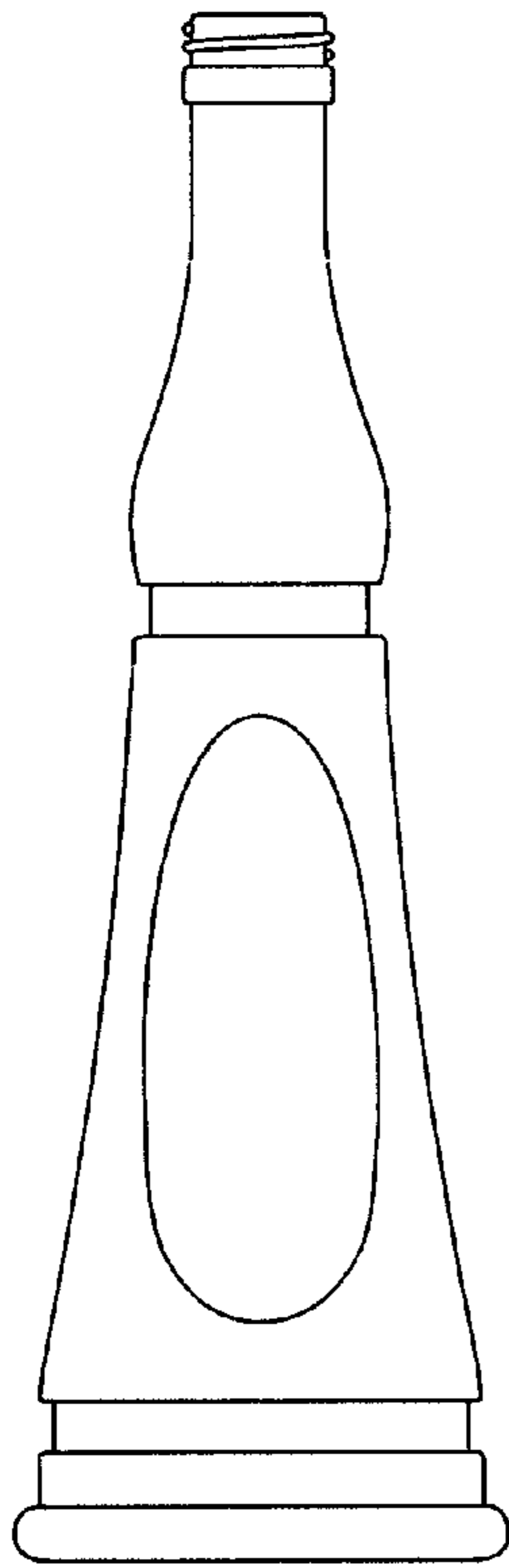


Fig. 4

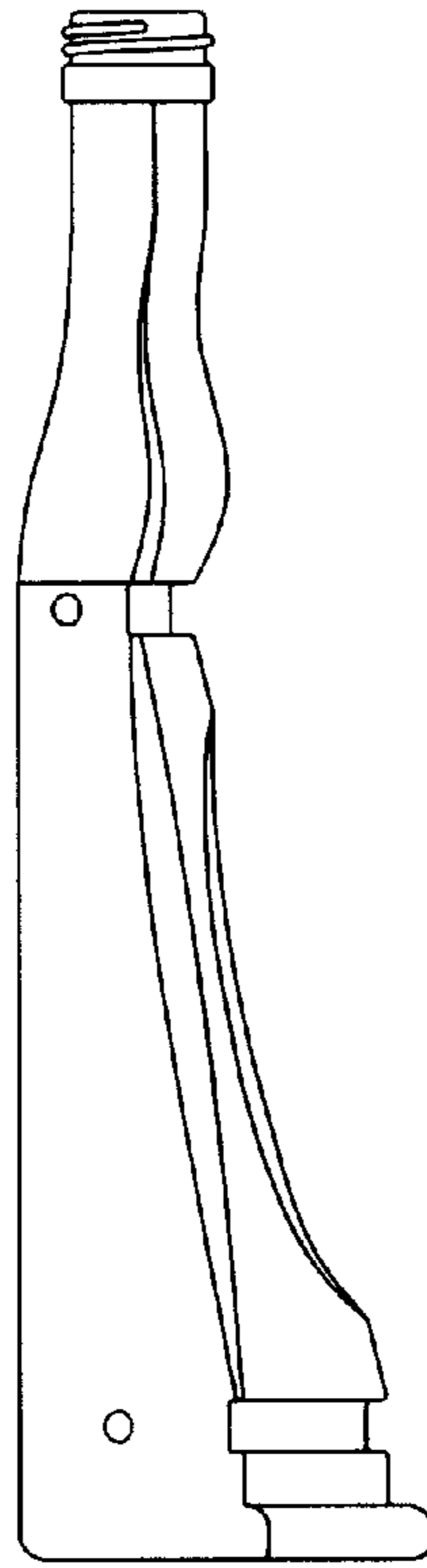


Fig. 5

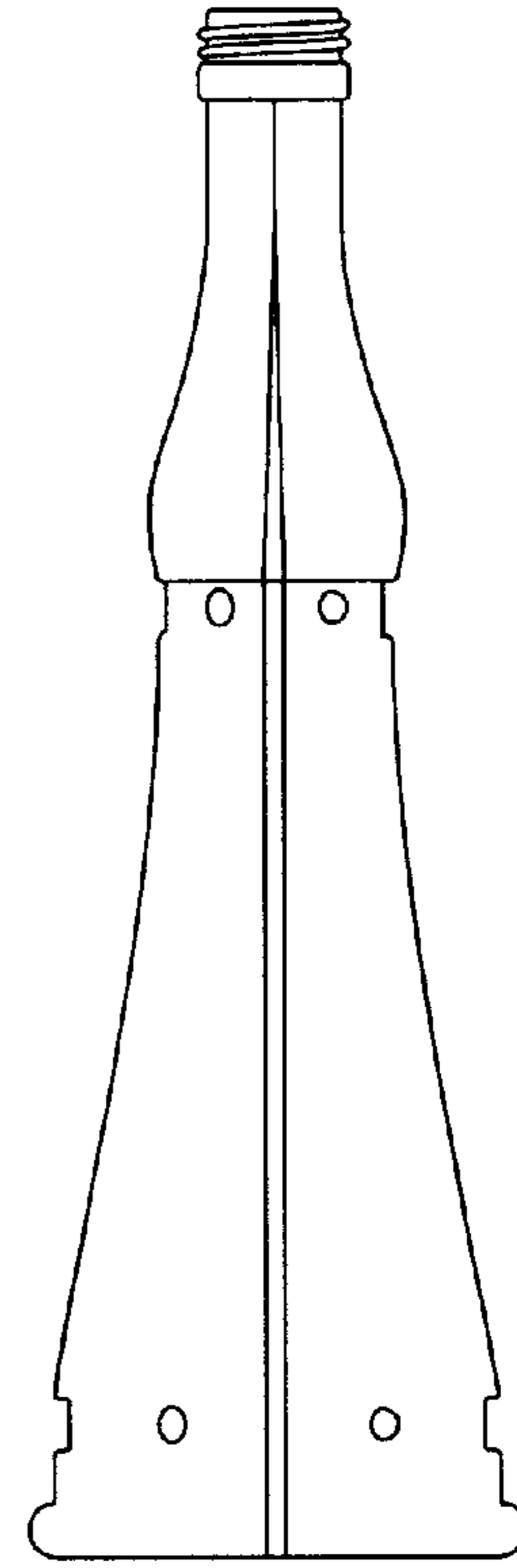


Fig. 6

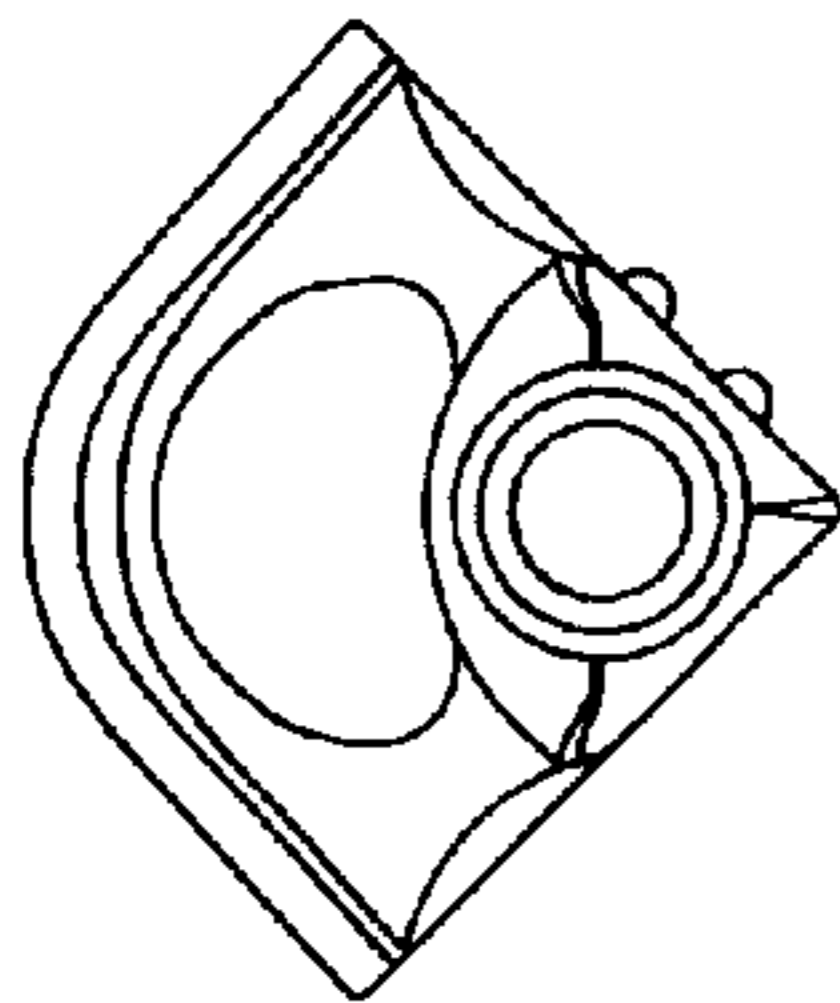


Fig. 7