



US00D514922S

(12) **United States Design Patent**  
**Zahedi et al.**

(10) **Patent No.:** **US D514,922 S**  
(45) **Date of Patent:** **\*\* Feb. 14, 2006**

(54) **ELECTRICAL SWITCH COVER**

D351,376 S 10/1994 Hughes  
D450,663 S 11/2001 Smith  
D466,870 S 12/2002 Elliott

(76) Inventors: **Amir Zahedi**, 35 Tyler Rd., Lexington, MA (US) 02420; **Lily Z. Sharifnia**, 35 Tyler Rd., Lexington, MA (US) 02420

\* cited by examiner

(\*\*) Term: **14 Years**

*Primary Examiner*—Stella Reid  
*Assistant Examiner*—Mark A. Goodwin

(21) Appl. No.: **29/219,088**

(57) **CLAIM**

(22) Filed: **Dec. 13, 2004**

The ornamental design for an electrical switch cover, as shown and described.

(51) **LOC (8) Cl.** ..... **11-05**

(52) **U.S. Cl.** ..... **D8/350**

(58) **Field of Classification Search** ..... D8/350–353;  
D6/550, 546; D10/108, 109, 123; D13/177,  
D13/156, 173, 174; 174/66, 67, 53, 55; 118/504,  
118/505

**DESCRIPTION**

See application file for complete search history.

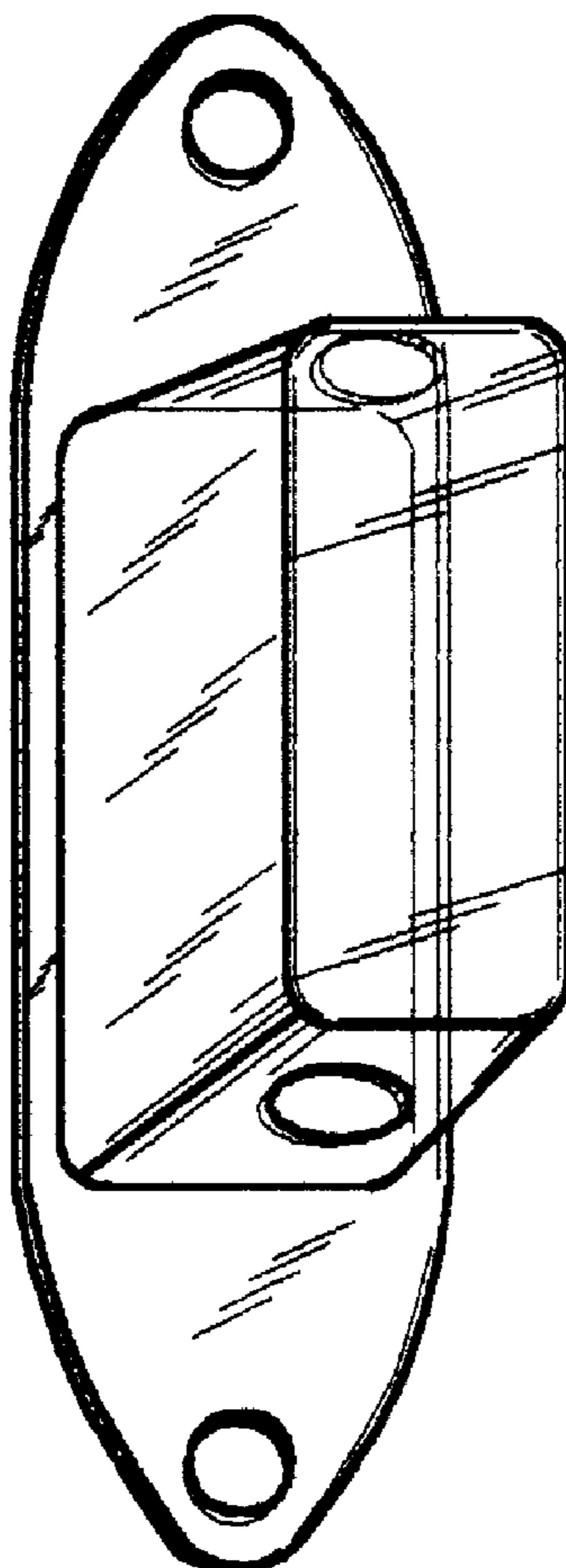
FIG. 1 is a perspective view of an electrical switch cover showing our new design;  
FIG. 2 is a front elevational view thereof;  
FIG. 3 is a rear elevational view thereof;  
FIG. 4 is a left side elevational view thereof; the right side elevational view being a mirror image thereof; and,  
FIG. 5 is a top plan view thereof; the bottom plan view being a mirror image thereof.

(56) **References Cited**

**U.S. PATENT DOCUMENTS**

D51,241 S \* 9/1917 Rothenberg ..... D13/174  
D314,556 S \* 2/1991 Aggson ..... D13/173

**1 Claim, 1 Drawing Sheet**






FIG. 1

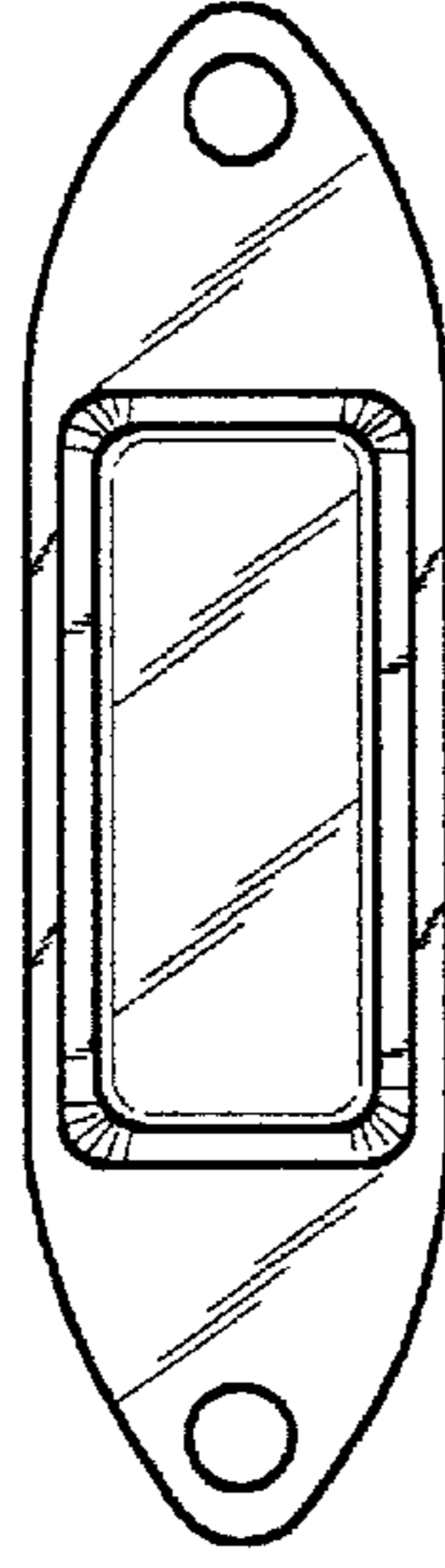


FIG. 2




FIG. 3

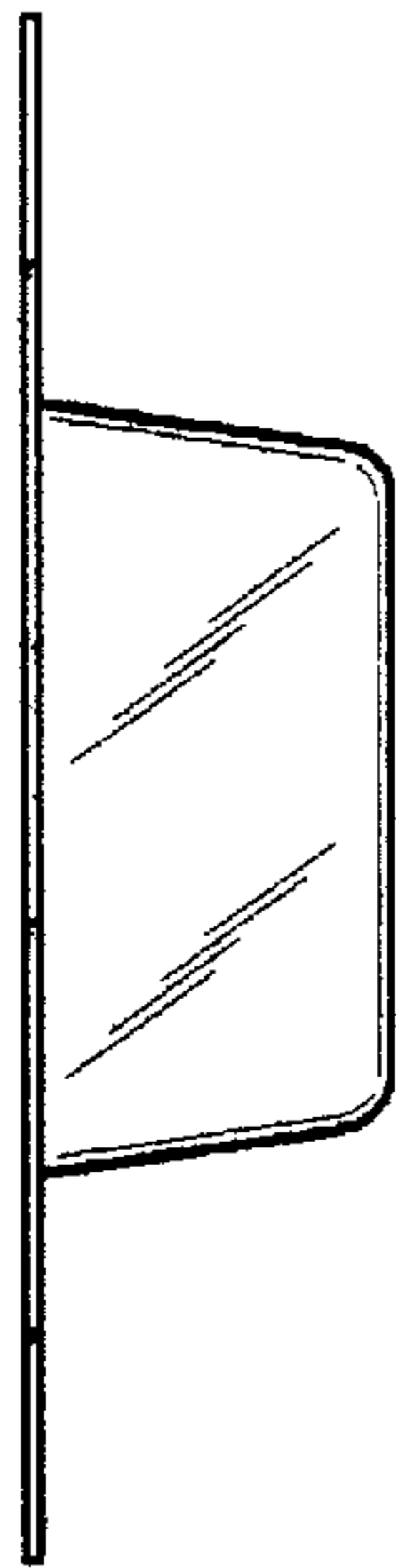


FIG. 4

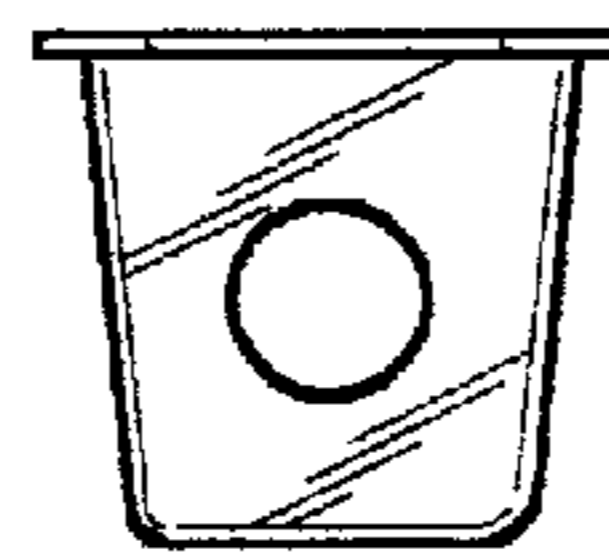


FIG. 5