



US00D514920S

(12) **United States Design Patent**
Elwell et al.

(10) **Patent No.:** US D514,920 S
(45) **Date of Patent:** ** Feb. 14, 2006

(54) **FLAG DOOR HANDLE COVER**

(75) Inventors: **James P. Elwell**, Johnston, IA (US);
Phillip D. Kolbo, Ames, IA (US)

(73) Assignee: **Putco, Inc.**, Story City, IA (US)

(**) Term: **14 Years**

(21) Appl. No.: **29/223,481**

(22) Filed: **Feb. 15, 2005**

(51) **LOC (8) Cl.** **08-06**

(52) **U.S. Cl.** **D8/322; D8/305**

(58) **Field of Classification Search** D8/300,
D8/305, 307, 312, 314-319, 338, 499; D11/79,
D11/81, 108, 109, 180-181, 172; D15/89;
16/DIG. 18-19, 436, DIG. 40; D12/114,
D12/178; D99/43, 99, 27

See application file for complete search history.

(56) **References Cited**

U.S. PATENT DOCUMENTS

D253,336 S * 11/1979 DeWindt D8/404
D451,782 S * 12/2001 Dewald D8/317

OTHER PUBLICATIONS

Design Application. [Online], [retrieved on Jun. 7, 2005]
retrieved from ,<URL: http://www.rydlocycles.com.*

* cited by examiner

Primary Examiner—Stella Reid

Assistant Examiner—Jean E. McCormick

(74) *Attorney, Agent, or Firm*—McKee, Voorhees & Sease,
P.L.C.

(57) **CLAIM**

We claim the ornamental design for a flag door handle cover,
as shown and described.

DESCRIPTION

FIG. 1 is a top plan view of the flag door handle cover,
showing our new design;

FIG. 2 is a side view thereof;

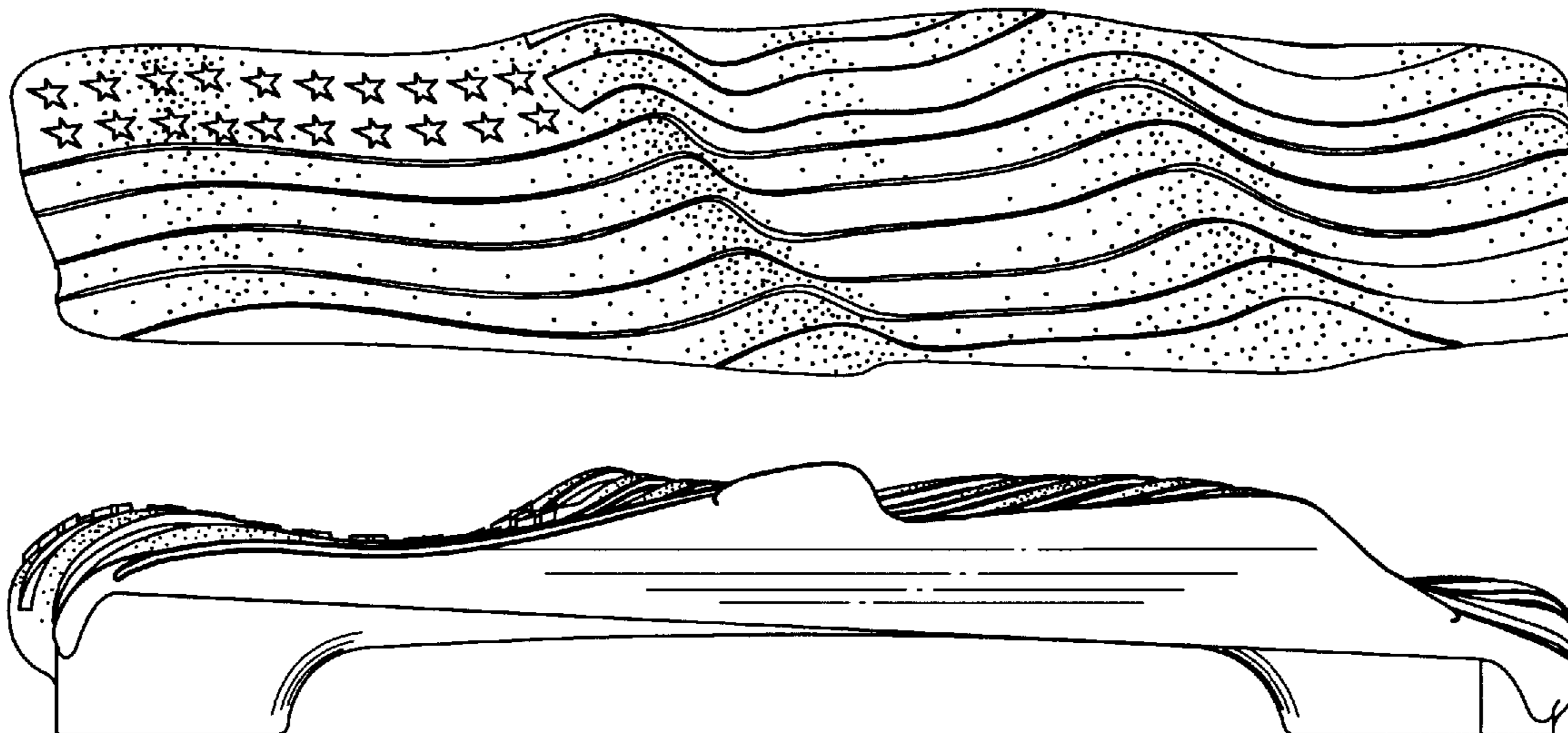
FIG. 3 is the opposite side view thereof;

FIG. 4 is an end view thereof;

FIG. 5 is the opposite end view thereof; and,

FIG. 6 is a bottom plan view thereof.

1 Claim, 1 Drawing Sheet



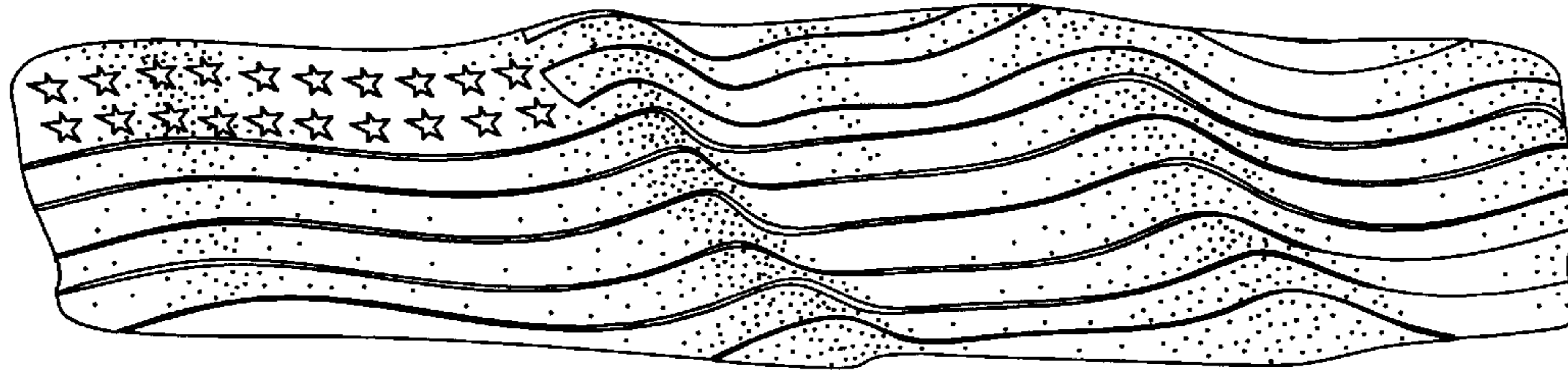


Fig. 1




Fig. 2



Fig. 3

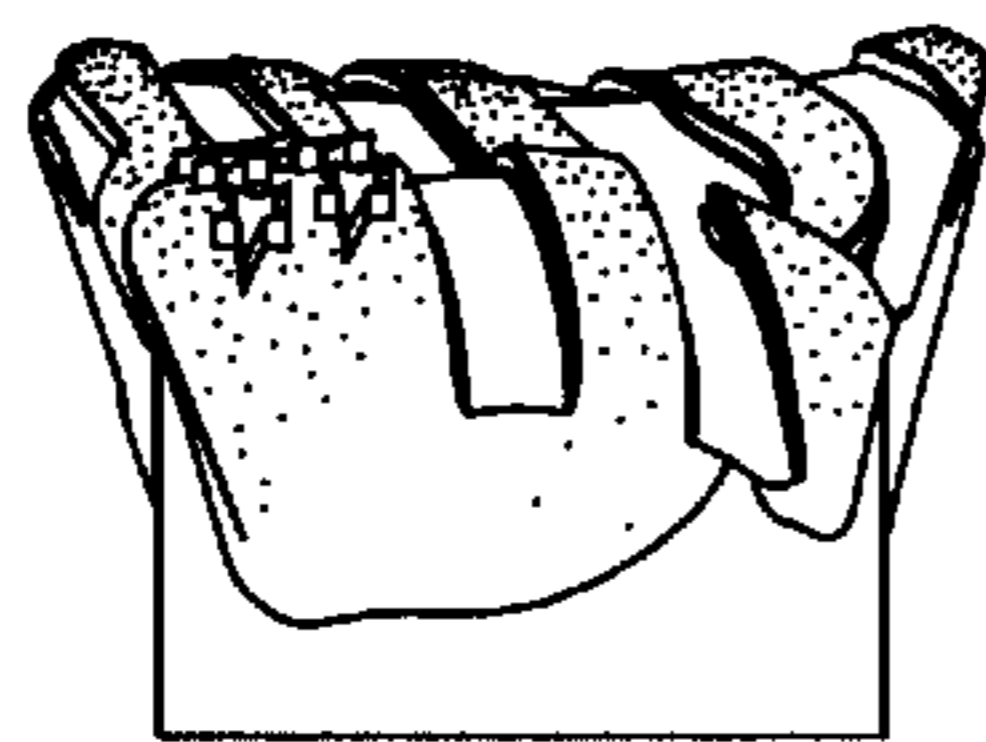


Fig. 4

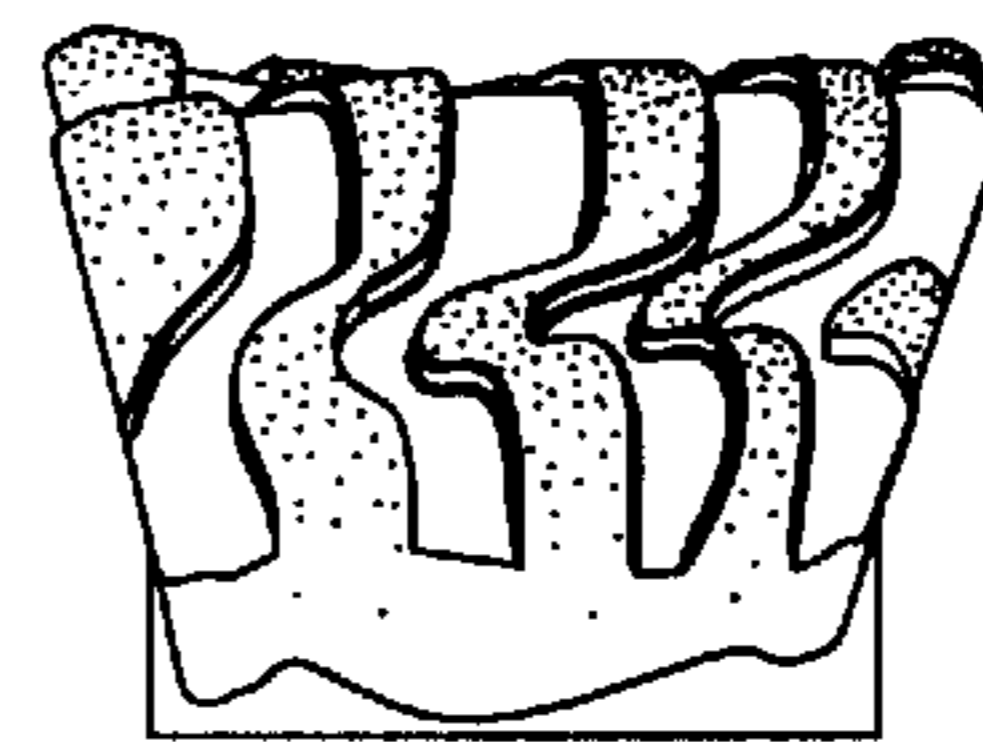


Fig. 5

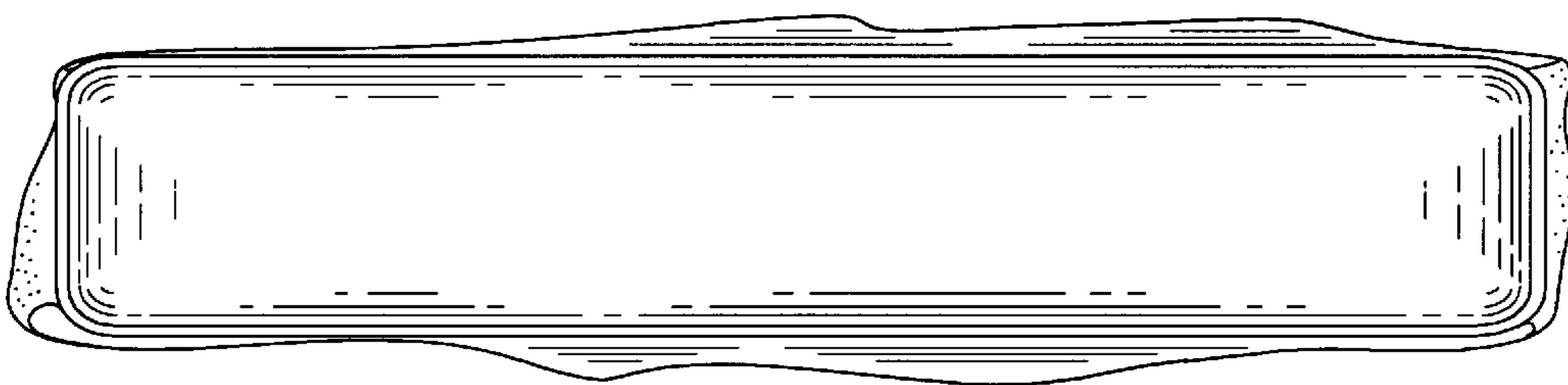


Fig. 6