



US00D514904S

(12) **United States Design Patent** (10) **Patent No.:** **US D514,904 S**  
**Sauter et al.** (45) **Date of Patent:** **\*\* Feb. 14, 2006**

(54) **STAPLER**  
(75) Inventors: **Bruce M. Sauter**, Barrington, IL (US);  
**David W. Kirby**, Lemont, IL (US);  
**Robert C. Coon**, Chicago, IL (US);  
**Stephen J. Gaynes**, McHenry, IL (US)

(73) Assignee: **ACCO Brands, Inc.**, Lincolnshire, IL (US)

(\*\*) Term: **14 Years**

(21) Appl. No.: **29/212,866**

(22) Filed: **Sep. 9, 2004**

(51) **LOC (8) Cl.** ..... **19-02**

(52) **U.S. Cl.** ..... **D8/50; D19/72**

(58) **Field of Classification Search** ..... **D8/49, D8/50; D19/72; 227/120, 126, 127, 128, 227/131, 132, 134, 156**

See application file for complete search history.

(56) **References Cited**

**U.S. PATENT DOCUMENTS**

3,656,678 A	4/1972	Ruskin	
4,406,392 A	9/1983	Campbell et al.	
4,506,819 A	3/1985	Rand	
4,523,707 A	6/1985	Blake, III et al.	
4,558,810 A	12/1985	Mulhauser et al.	
4,645,111 A	2/1987	Larrabee et al.	
4,664,305 A	5/1987	Blake, III et al.	
4,666,075 A	5/1987	Olesen	
4,714,187 A	12/1987	Green	
4,778,096 A	* 10/1988	Ebihara	..... 227/156
4,925,082 A	5/1990	Kim	
4,951,860 A	8/1990	Peters et al.	
5,062,563 A	11/1991	Green et al.	
5,219,111 A	6/1993	Bilotti et al.	
D340,847 S	11/1993	Bain et al.	
5,364,002 A	11/1994	Green et al.	
5,427,298 A	6/1995	Tegtmeier	
5,441,191 A	8/1995	Linden	
5,507,425 A	4/1996	Ziglioli	
5,690,268 A	11/1997	Evans et al.	
D392,528 S	3/1998	Rossetto et al.	

D394,592 S	5/1998	Brunsdon et al.	
5,797,535 A	8/1998	Lovegrove et al.	
D406,996 S	3/1999	Matthes	
D413,239 S	8/1999	Lovegrove et al.	
D416,454 S	11/1999	Lovegrove et al.	
5,992,724 A	11/1999	Snyder	
D420,266 S	2/2000	Berry et al.	
D424,898 S	5/2000	Wilson et al.	
D429,453 S	8/2000	Imboden et al.	
6,152,347 A	11/2000	Wilson et al.	
D436,009 S	* 1/2001	Chi Kuo	..... D8/50
D436,010 S	1/2001	Nakamura	
6,209,772 B1	4/2001	Wang	

(Continued)

**OTHER PUBLICATIONS**

Acco Brands, Inc., Fact Book 2001, Feb. 1, 2001, pp. 178-186.

Acco Brands, Inc., Fact Book 2003, Feb. 1, 2003, pp. 98-107.

*Primary Examiner*—Adir Aronovich

(74) *Attorney, Agent, or Firm*—Michael Best & Friedrich LLP

(57) **CLAIM**

The ornamental design for a stapler, as shown and described.

**DESCRIPTION**

FIG. 1 is a right-side perspective view, taken from the front, of a stapler embodying the present invention.

FIG. 2 is a left-side perspective view taken from the front of the stapler.

FIG. 3 is a left-side perspective view taken from the rear of the stapler.

FIG. 4 is a right side view of the stapler.

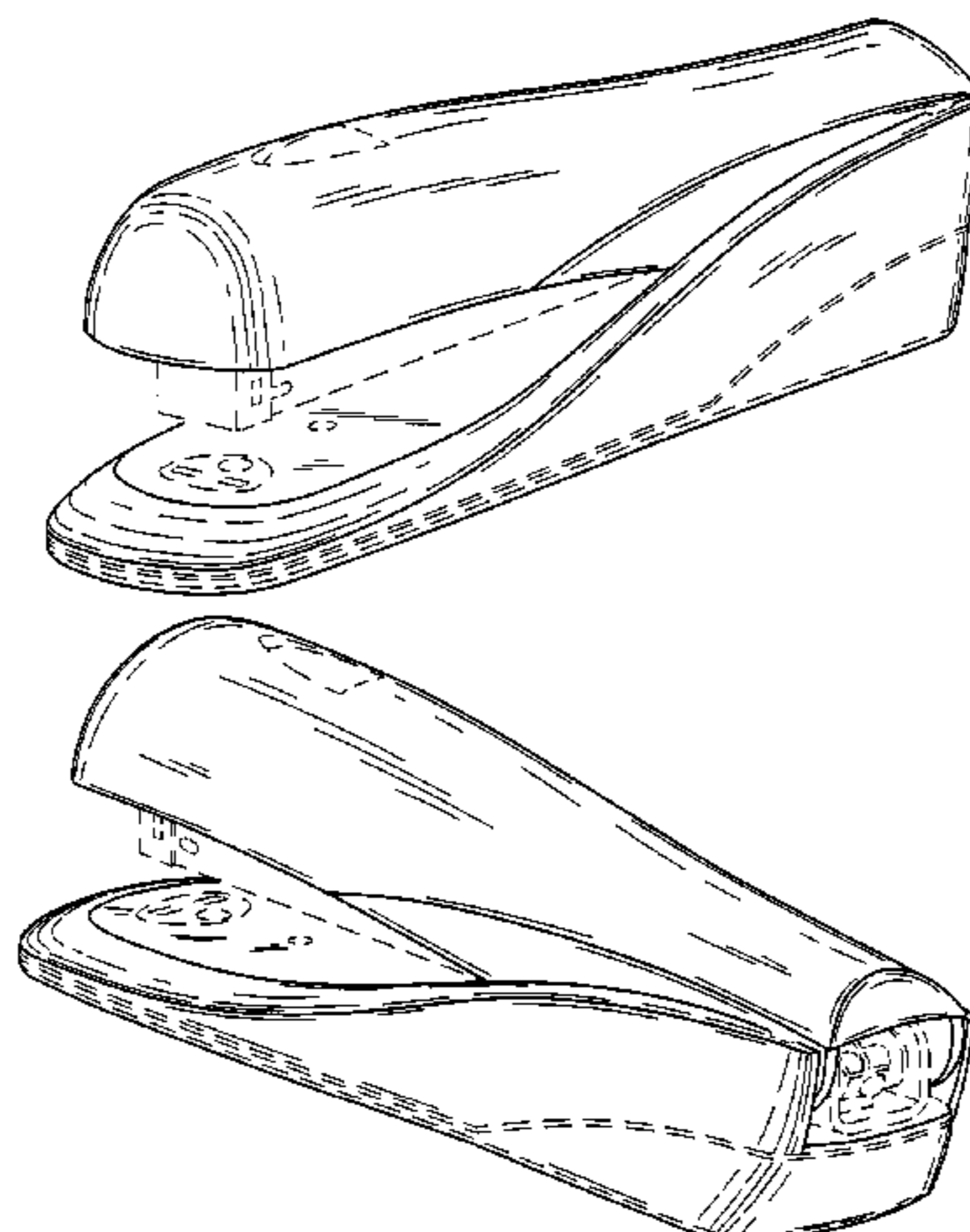
FIG. 5 is a rear view of the stapler.

FIG. 6 is a top view of the stapler; and,

FIG. 7 is a front view of the stapler.

The portions of the stapler shown in broken lines are for illustrative purposes only and form no part of the claimed design. The side view opposite FIG. 4 is a mirror image of FIG. 4 and is not shown.

**1 Claim, 4 Drawing Sheets**



# US D514,904 S

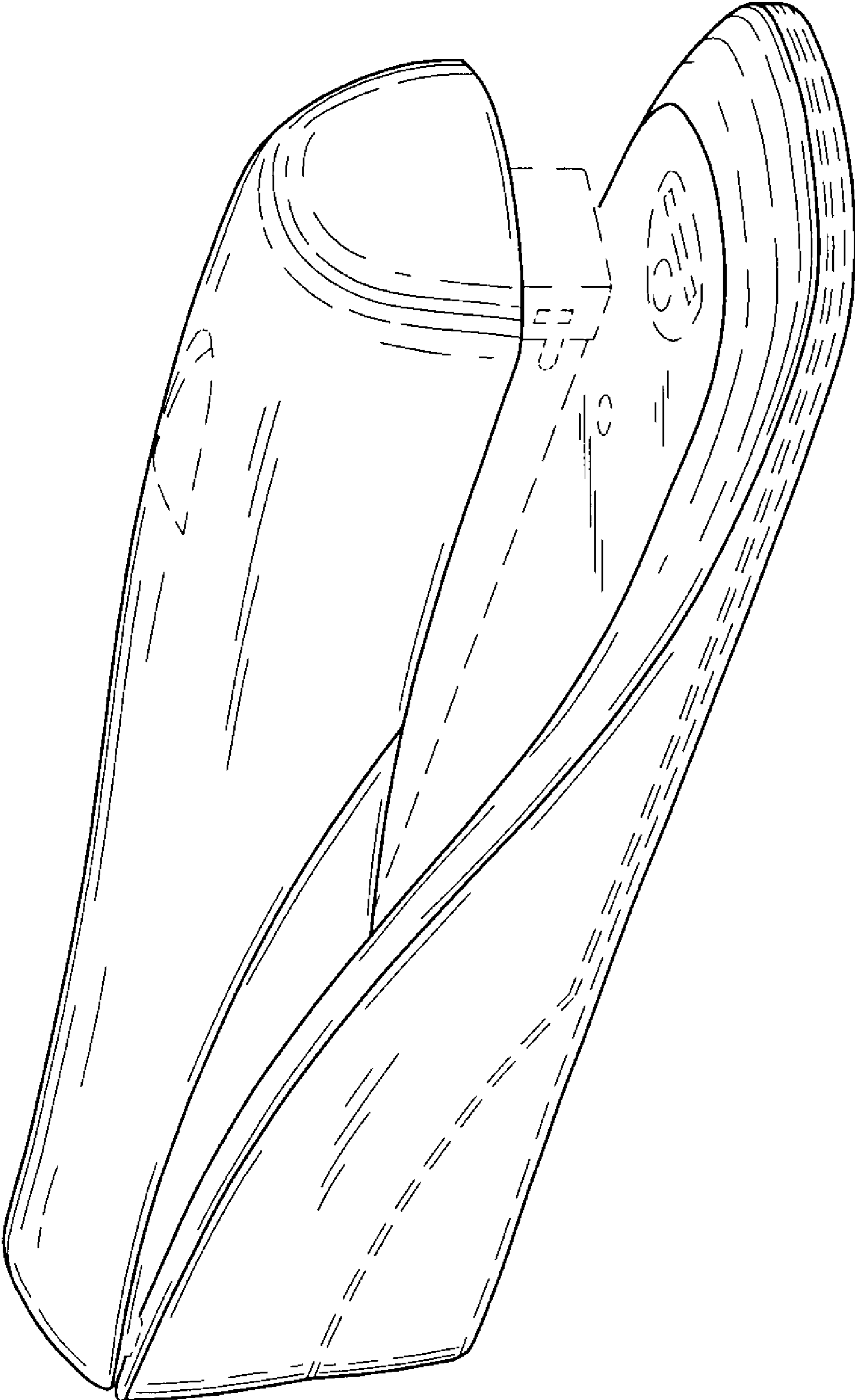
Page 2

---

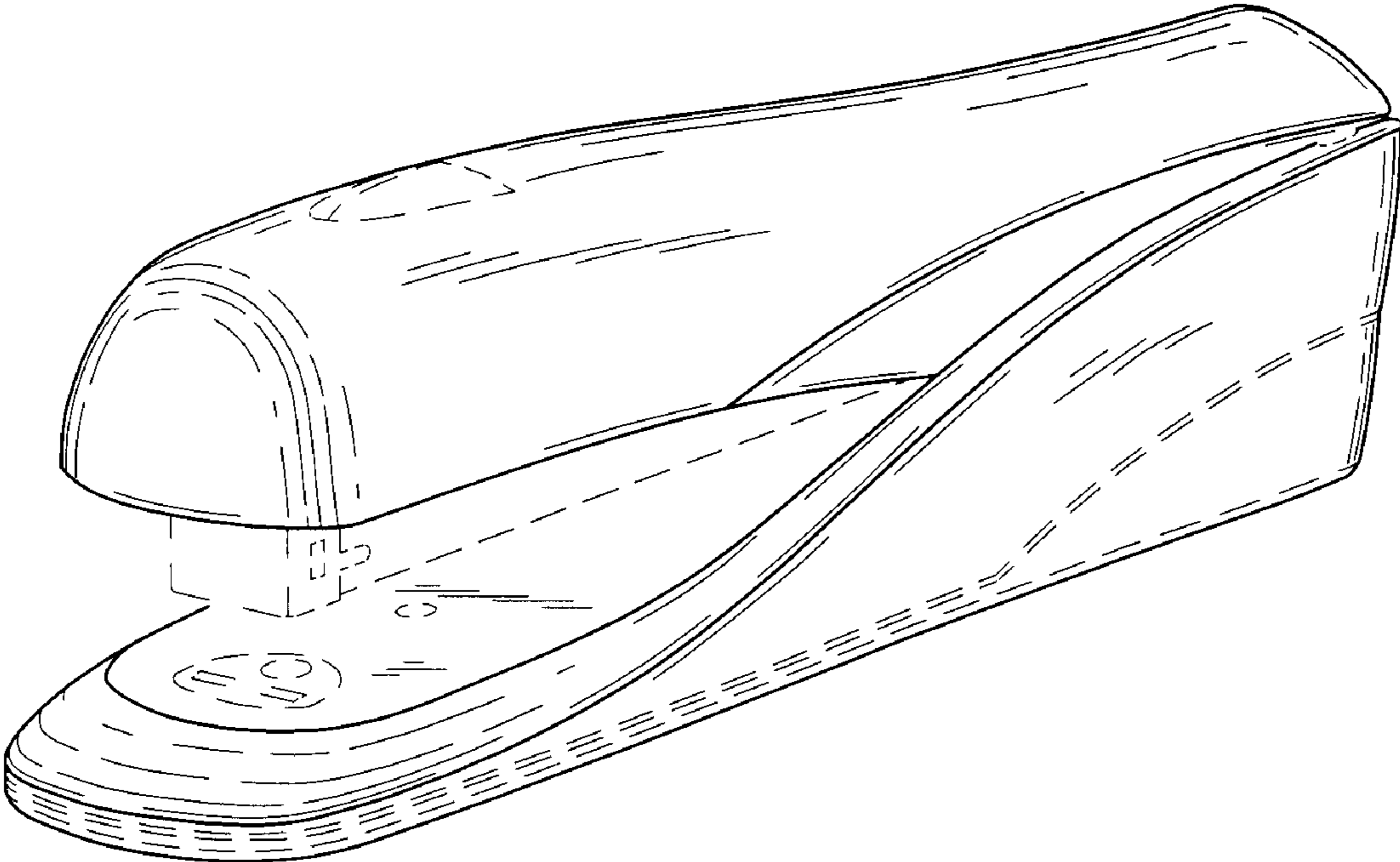
## U.S. PATENT DOCUMENTS

6,244,491 B1	6/2001	Kandasamy et al.	D472,437 S	4/2003	Scola et al.	
6,267,284 B1	7/2001	Clark	D478,486 S	8/2003	Scola et al.	
D447,676 S	9/2001	Wilson et al.	6,601,748 B1	8/2003	Fung et al.	
D465,139 S *	11/2002	Robillard .....	D502,851 S *	3/2005	Sauter et al. ....	D8/50
D466,774 S	12/2002	Lee	2003/0047581 A1	3/2003	Tanaka et al.	

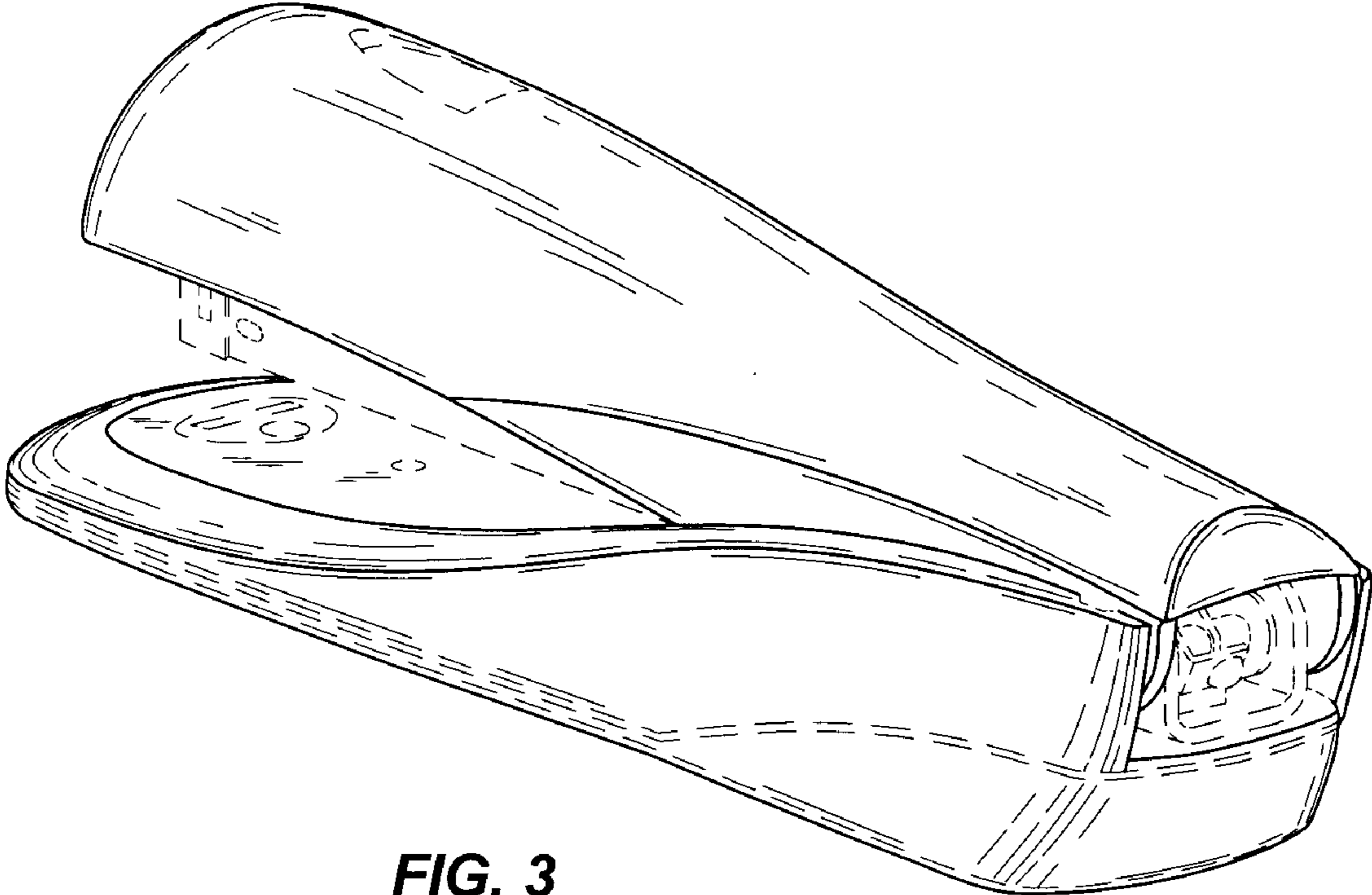
\* cited by examiner



**FIG. 1**



**FIG. 2**



**FIG. 3**

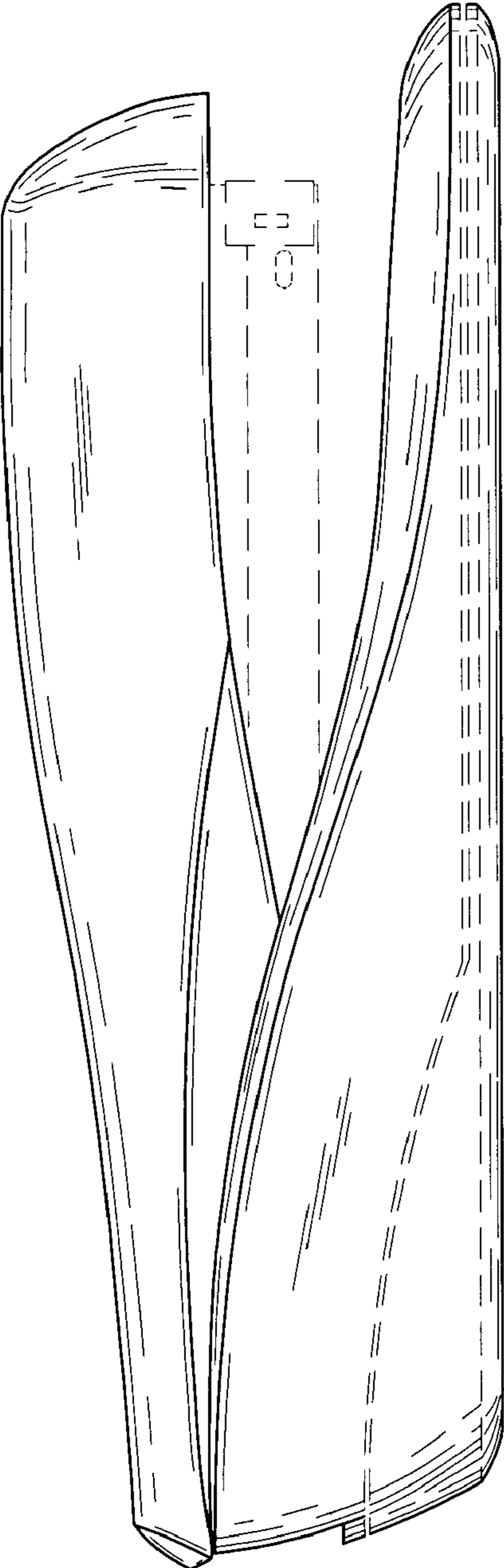


FIG. 4

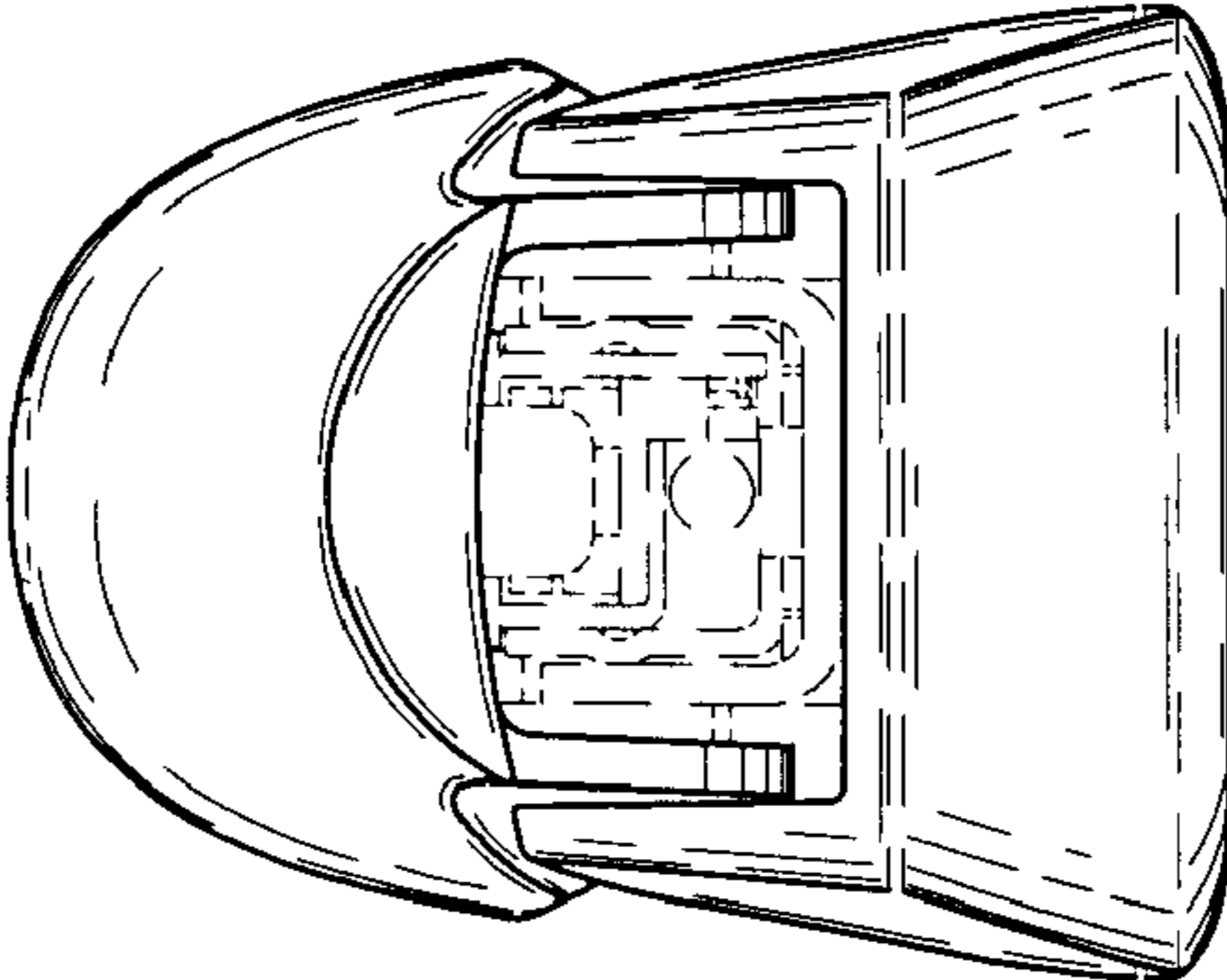


FIG. 5

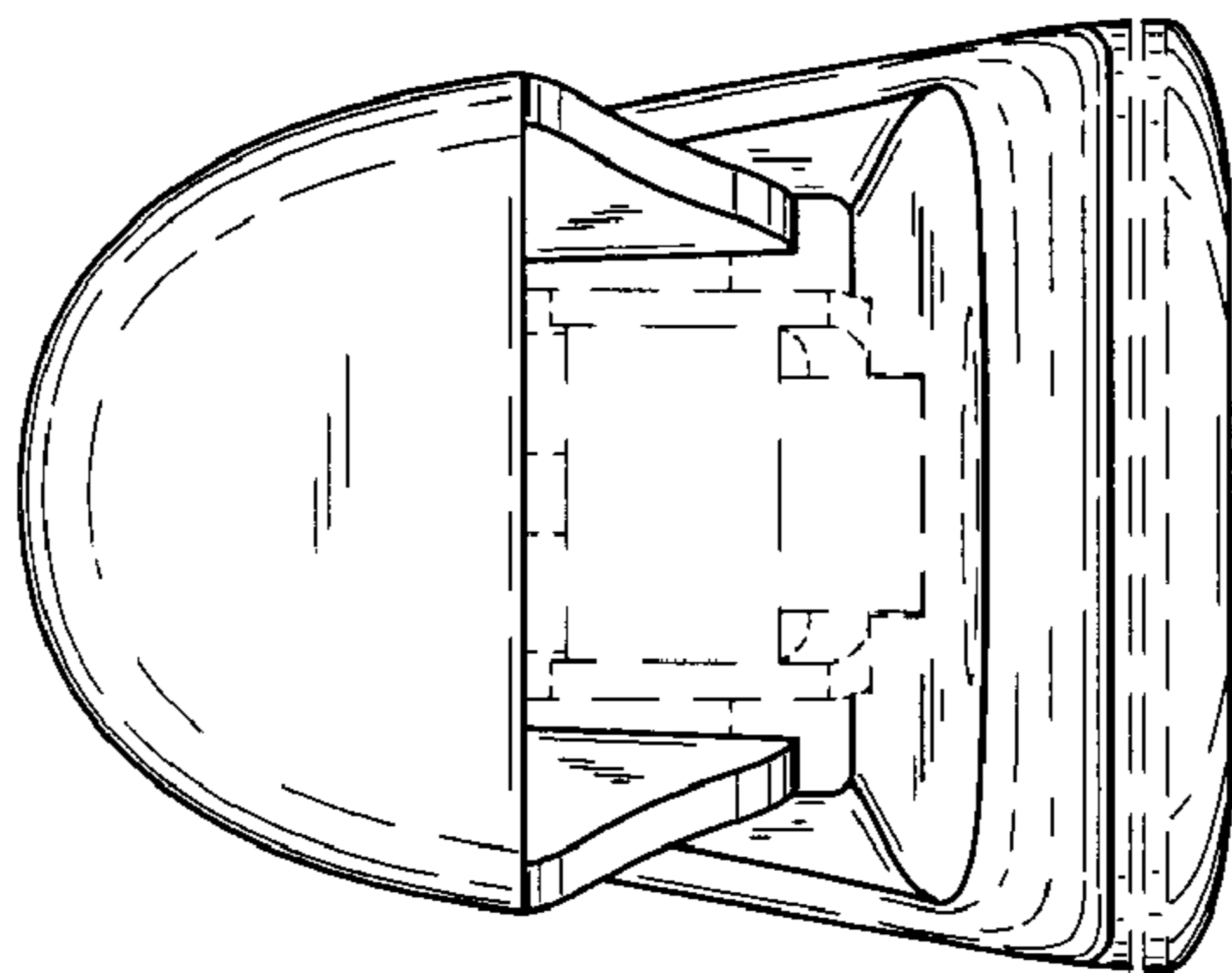


FIG. 7




FIG. 6