



US00D514903S

(12) **United States Design Patent**
Tuanmu

(10) **Patent No.:** **US D514,903 S**
(45) **Date of Patent:** **** Feb. 14, 2006**

- (54) **RACHET WRENCH**
- (75) Inventor: **Tom Tuanmu**, Taichung (TW)
- (73) Assignee: **Lea Way Hand Tool Corporation**,
Taichung (TW)
- (**) Term: **14 Years**
- (21) Appl. No.: **29/217,395**
- (22) Filed: **Nov. 16, 2004**

D406,993 S	*	3/1999	Jones	D8/28
5,964,129 A	*	10/1999	Shiao	81/63.2
D459,960 S	*	7/2002	Wei	D8/25
D465,707 S	*	11/2002	Chen	D8/28
6,742,420 B2	*	6/2004	Aldama	81/125.1
D495,935 S	*	9/2004	Wang	D8/27

OTHER PUBLICATIONS

Corona catalog, p. 9, Aug. 1995.*
Southwest Technical Import and Export corp., Aug. 1995.*
Leaway Hand Tool Corporation Product Brochure (2004)
(See especially annotations A and B).

* cited by examiner

Primary Examiner—Raphael Barkai
(74) *Attorney, Agent, or Firm*—Ladas & Parry LLP

Related U.S. Application Data

- (62) Division of application No. 29/186,010, filed on Jul. 8, 2003,
now Pat. No. Des. 504,057.
 - (51) **LOC (8) Cl.** **08-05**
 - (52) **U.S. Cl.** **D8/25**
 - (58) **Field of Classification Search** D8/21–29;
81/58, 60–63.2, 124.3, 124.7, 121.1, 186,
81/125.1, 177.1, 489
- See application file for complete search history.

(57) **CLAIM**

I claim the ornamental design for ratchet wrench, as shown.

DESCRIPTION

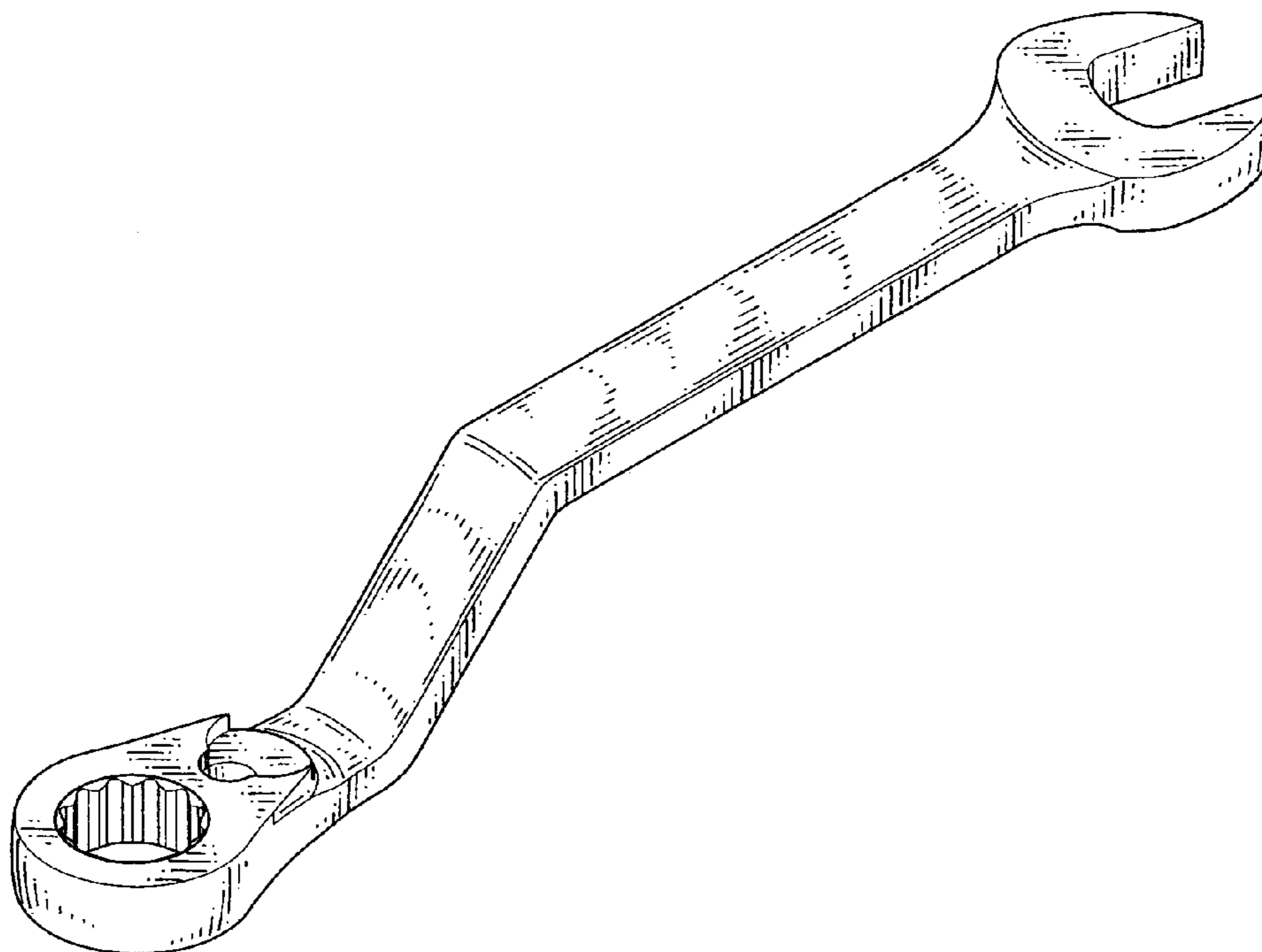
FIG. 1 is a perspective view of a ratchet wrench showing my new design;
FIG. 2 is a top plan view thereof;
FIG. 3 is a bottom plan view thereof;
FIG. 4 is a front elevational view thereof;
FIG. 5 is a rear elevational view thereof;
FIG. 6 is a left side elevational view thereof; and,
FIG. 7 is a right side elevational view thereof.

(56) **References Cited**

U.S. PATENT DOCUMENTS

D13,430 S	*	11/1882	Pope	D8/28
2,712,258 A	*	7/1955	Keith	81/63
3,273,429 A	*	9/1966	De Orlow	81/62
D301,112 S	*	5/1989	Crabtree et al.	D8/21
D363,010 S	*	10/1995	Parsons	D8/28
5,865,074 A	*	2/1999	Hsieh	81/186

1 Claim, 3 Drawing Sheets



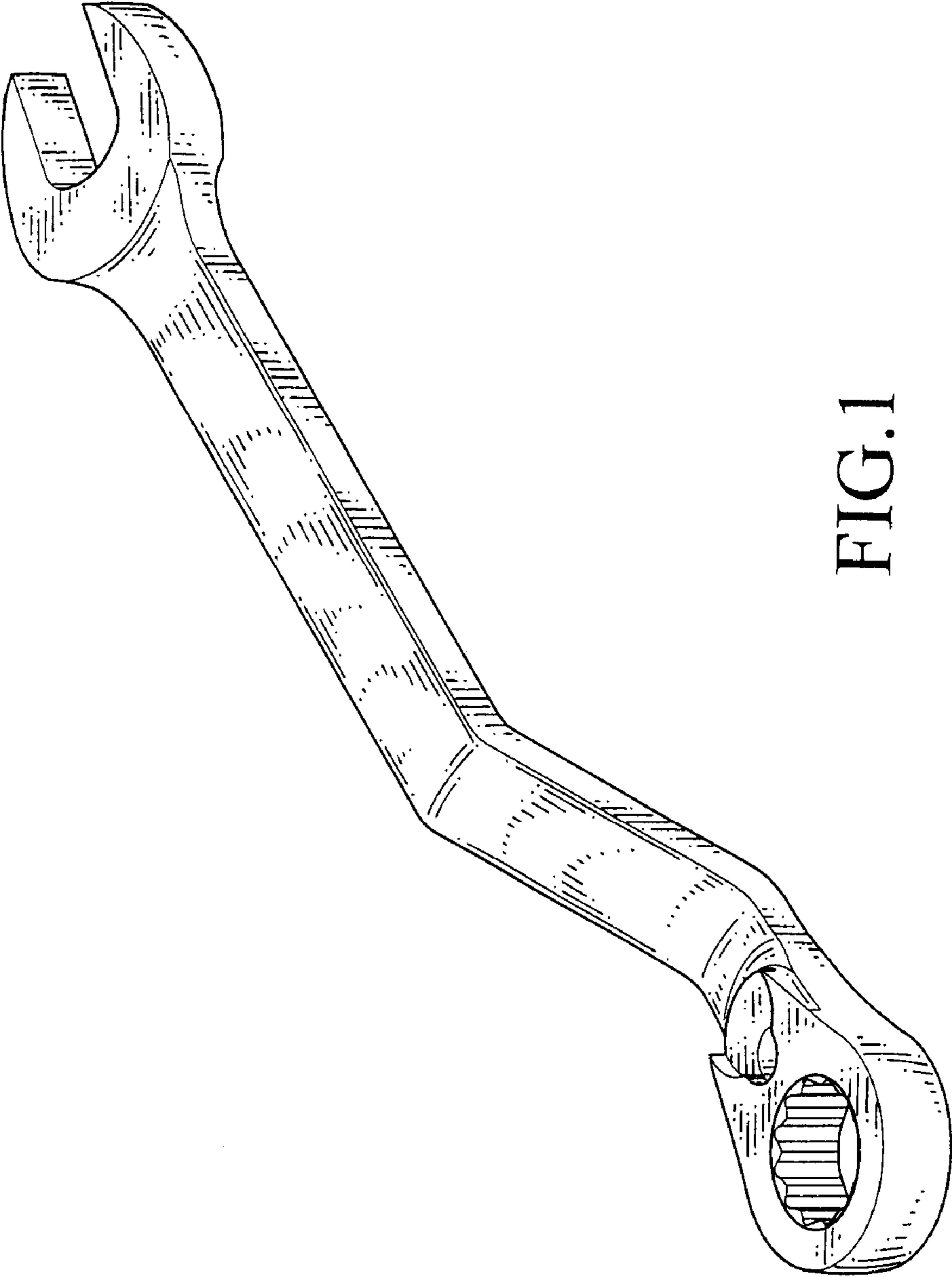


FIG. 1

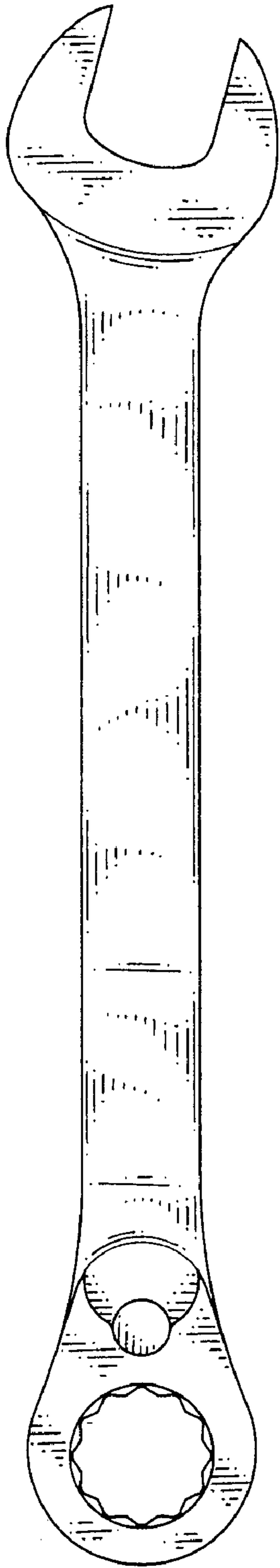


FIG. 2

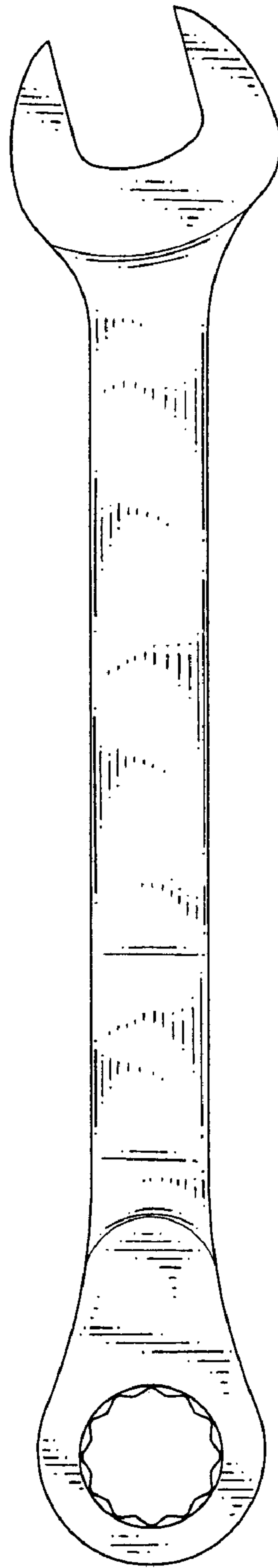


FIG. 3

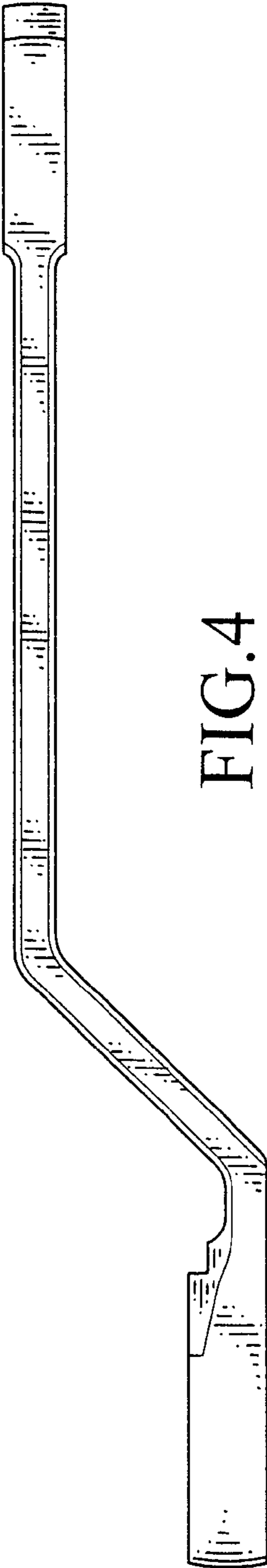


FIG. 4

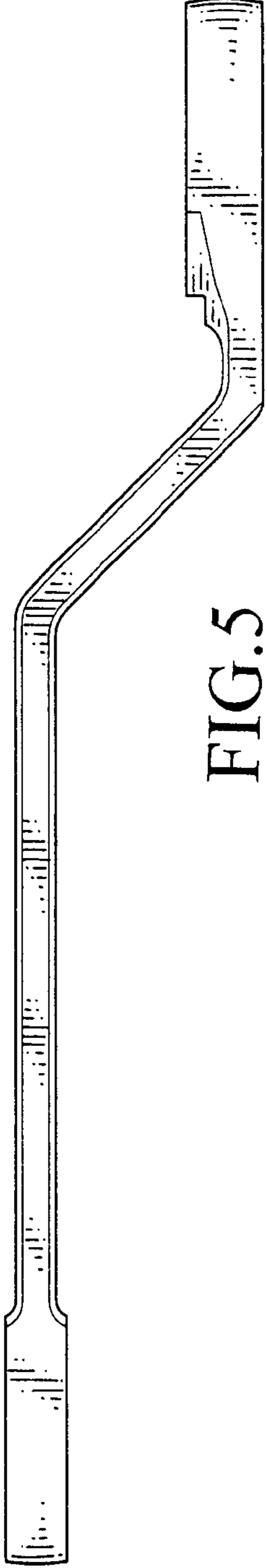


FIG. 5

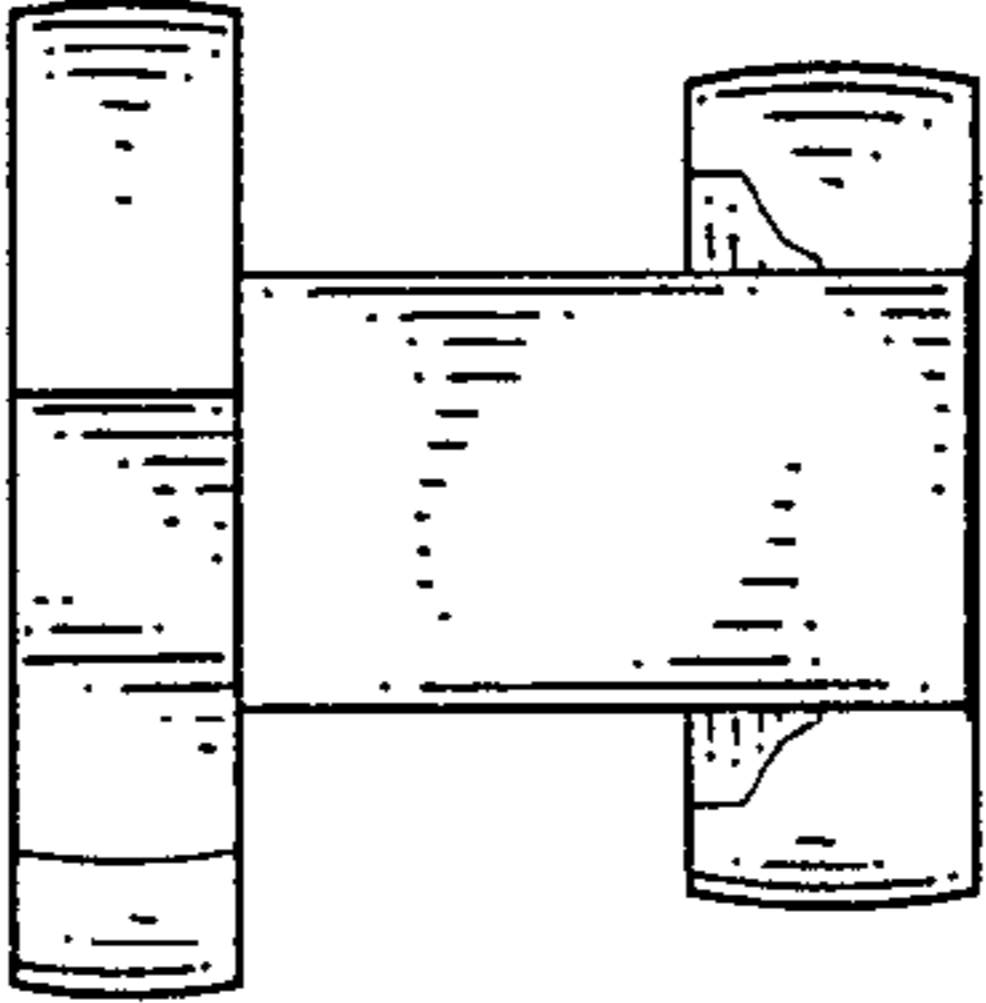


FIG. 7

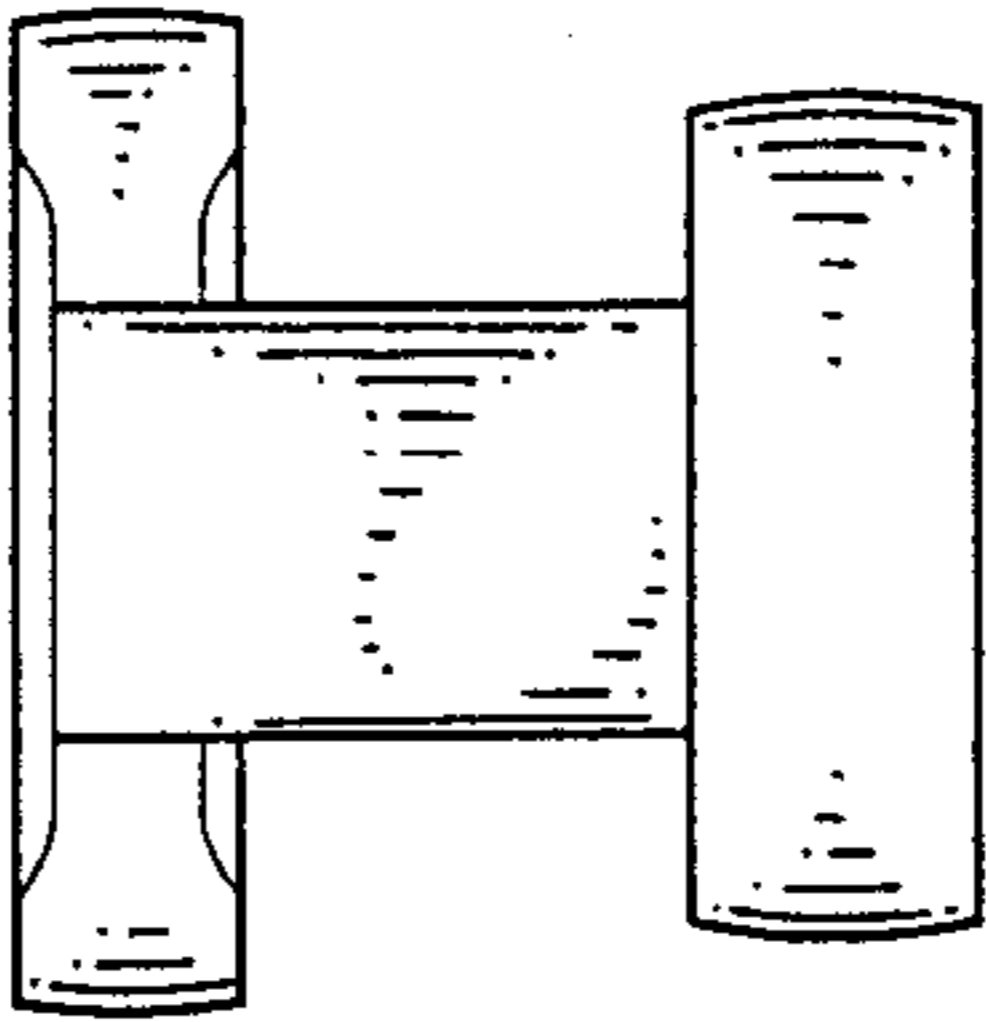


FIG. 6