

US00D514898S

(12) **United States Design Patent**  
**Poupel**

(10) **Patent No.:** **US D514,898 S**

(45) **Date of Patent:** **\*\* Feb. 14, 2006**

(54) **FLATWARE HANDLE**

D491,770 S \* 6/2004 Strange ..... D7/653  
D493,337 S \* 7/2004 Welch ..... D7/663

(75) **Inventor:** **Lucas Poupel, Thiers (FR)**

\* cited by examiner

(73) **Assignee:** **Couzon S.A., Puy-de-Dome (FR)**

*Primary Examiner*—Caron D. Veynar

(\*\*) **Term:** **14 Years**

(74) *Attorney, Agent, or Firm*—Abelman, Frayne & Schwab

(21) **Appl. No.:** **29/223,108**

(57) **CLAIM**

(22) **Filed:** **Feb. 7, 2005**

The ornamental design for a flatware handle, as shown and described.

**Related U.S. Application Data**

**DESCRIPTION**

(62) Division of application No. 29/164,479, filed on Jul. 24, 2002, now Pat. No. Des. 501,627.

(51) **LOC (8) Cl.** ..... **07-03**

(52) **U.S. Cl.** ..... **D7/653**

(58) **Field of Classification Search** ..... D7/642–645,  
D7/649–664, 401.2; 30/137, 147–150, 322–329,  
30/340, 345

See application file for complete search history.

FIG. 1 shows a front elevational view of a flatware handle showing my new design, and mounted on a fork end shown in phantom with broken lines.

FIG. 2 shows a left side elevational view thereof.

FIG. 3 shows a bottom plan view thereof.

FIG. 4 shows a cross-sectional view of FIG. 1 taken along lines 4—4.

FIG. 5 shows a cross-sectional view of FIG. 1 taken along lines 5—5.

FIG. 6 shows a cross-sectional view of FIG. 1 taken along lines 6—6; and,

FIG. 7 shows a rear elevational view thereof.

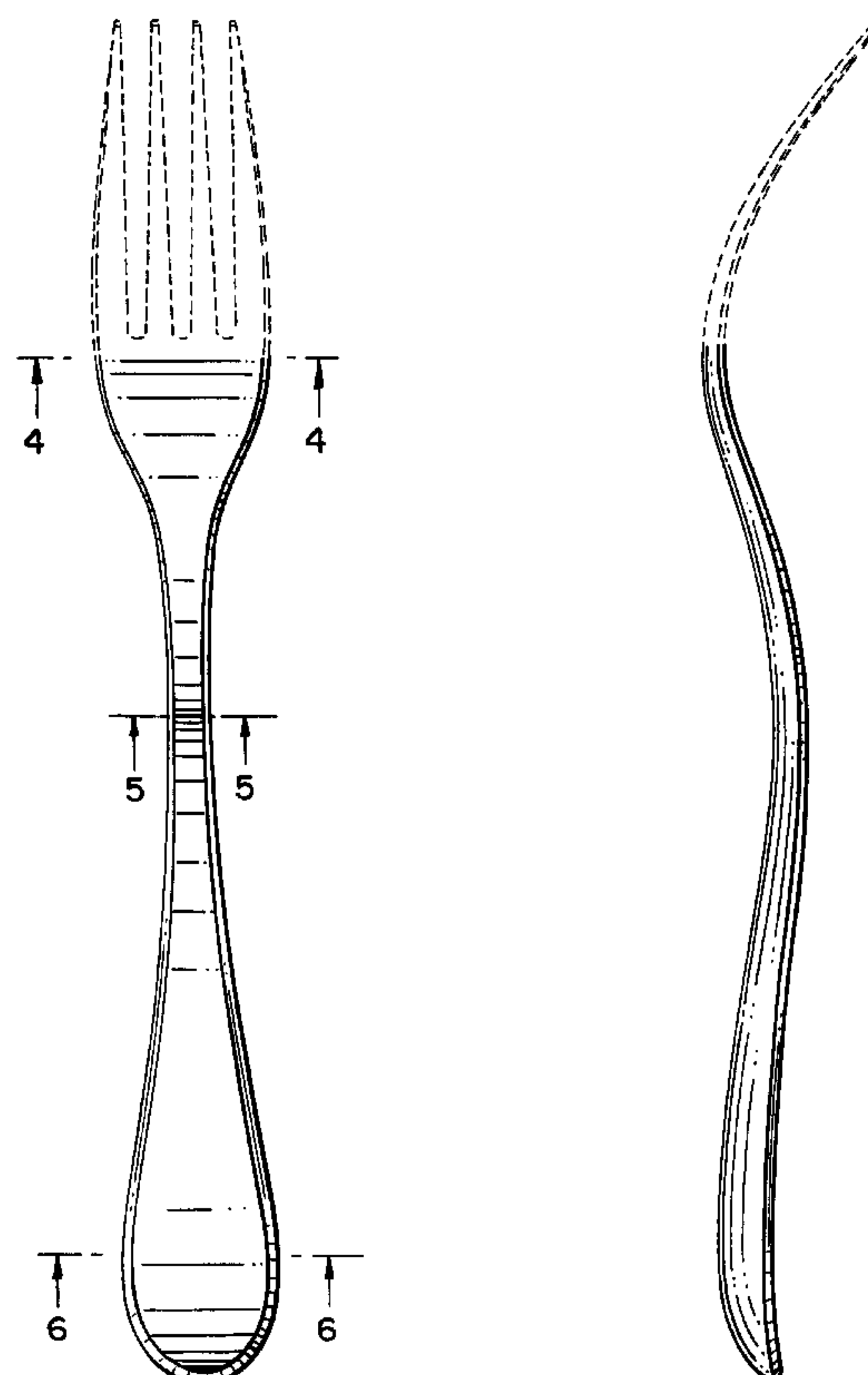
The broken lines in FIGS. 1, 2 and 7 showing fork tines are for illustrative purposes only and do not form a part of the claimed design.

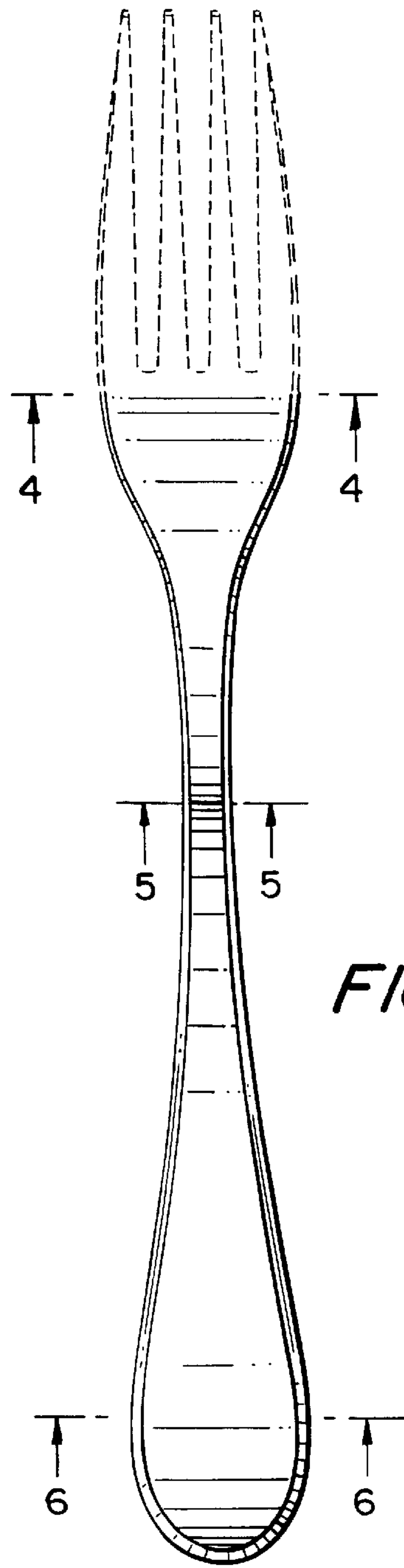
(56) **References Cited**

**U.S. PATENT DOCUMENTS**

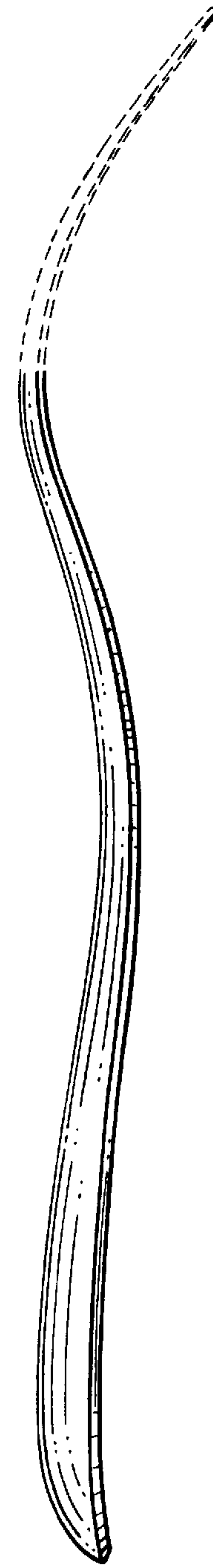
D2,328 S	*	5/1866	Mix	.....	D7/653
D41,966 S	*	12/1911	Ittig	.....	D7/653
D229,736 S	*	1/1974	Wallace	.....	D7/653
D231,893 S	*	6/1974	Manderfield	.....	D7/653
D240,697 S	*	7/1976	Richmond, II	.....	D7/661
D491,026 S	*	6/2004	Welch	.....	D7/652

**1 Claim, 2 Drawing Sheets**





*FIG. 1*



*FIG. 2*



*FIG. 3*

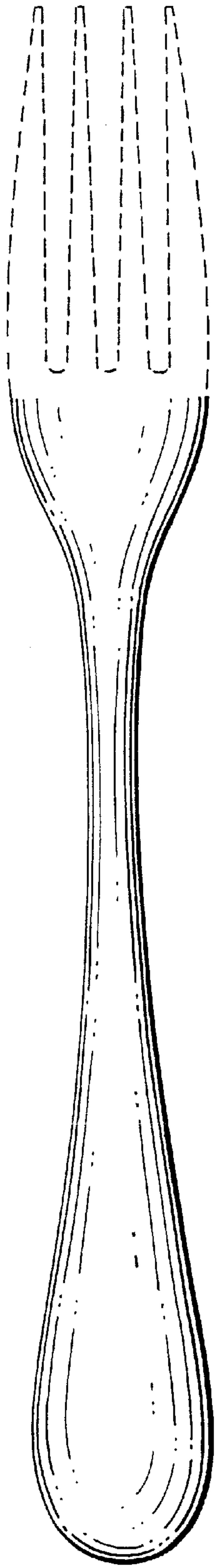


FIG. 7

FIG. 4



FIG. 5



FIG. 6

