



US00D514897S

(12) **United States Design Patent**
Hoffman

(10) **Patent No.:** **US D514,897 S**

(45) **Date of Patent:** **** Feb. 14, 2006**

(54) **ELASTIC, ABSORBENT DRIP AND
CONDENSATION CATCHER FOR MILK
CONTAINER**

D326,586 S 6/1992 Embree
D329,514 S 9/1992 Isaac
D332,677 S * 1/1993 Samelson D7/624.1
5,799,820 A * 9/1998 Maas 220/739
6,164,487 A 12/2000 Hicks
6,182,855 B1 2/2001 Alpert

(76) **Inventor:** **Patricia J. Hoffman**, 25146 N. 104th
Way, Scottsdale, AZ (US) 85255

(**) **Term:** **14 Years**

* cited by examiner

Primary Examiner—Terry A. Wallace

(74) *Attorney, Agent, or Firm*—Donald R. Schoonover

(21) **Appl. No.:** **29/212,686**

(22) **Filed:** **Sep. 3, 2004**

(57) **CLAIM**

(51) **LOC (8) Cl.** **07-01**

(52) **U.S. Cl.** **D7/624.2; D7/607**

(58) **Field of Classification Search** D7/619.1–625,
D7/607, 608; 220/737, 739, 902, 903, 592.24;
215/392–396; 62/457.1–457.7, 371, 529,
62/530; 383/97, 110, 113

See application file for complete search history.

I claim the ornamental design for an elastic, absorbent drip and condensation catcher for milk container, as shown and described.

DESCRIPTION

FIG. 1 is a perspective view of an elastic, absorbent drip and condensation catcher for milk container showing my new design; the phantom lines depict environmental structure for illustrative purposes only and form no part of the claimed design;

FIG. 2 is a side elevational view thereof, the elevational views of all other sides being identical thereto;

FIG. 3 is a top plan view thereof; and,

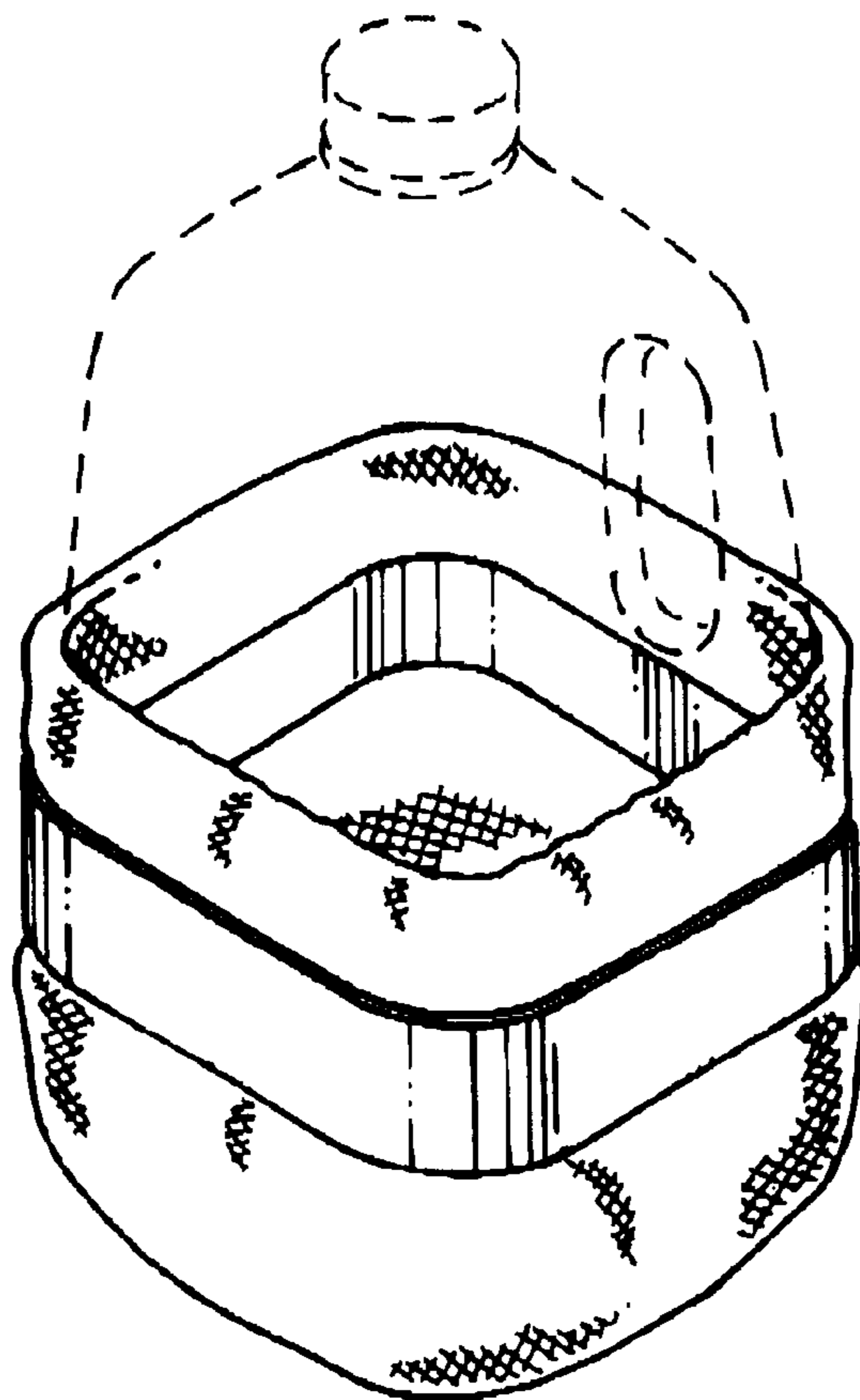
FIG. 4 is a bottom plan view thereof.

(56) **References Cited**

U.S. PATENT DOCUMENTS

D257,712 S 12/1980 Levine et al.
4,268,567 A 5/1981 Harmony
4,540,611 A * 9/1985 Henderson 220/739
4,871,597 A 10/1989 Hobson
D310,942 S * 10/1990 Woodall D7/607

1 Claim, 3 Drawing Sheets



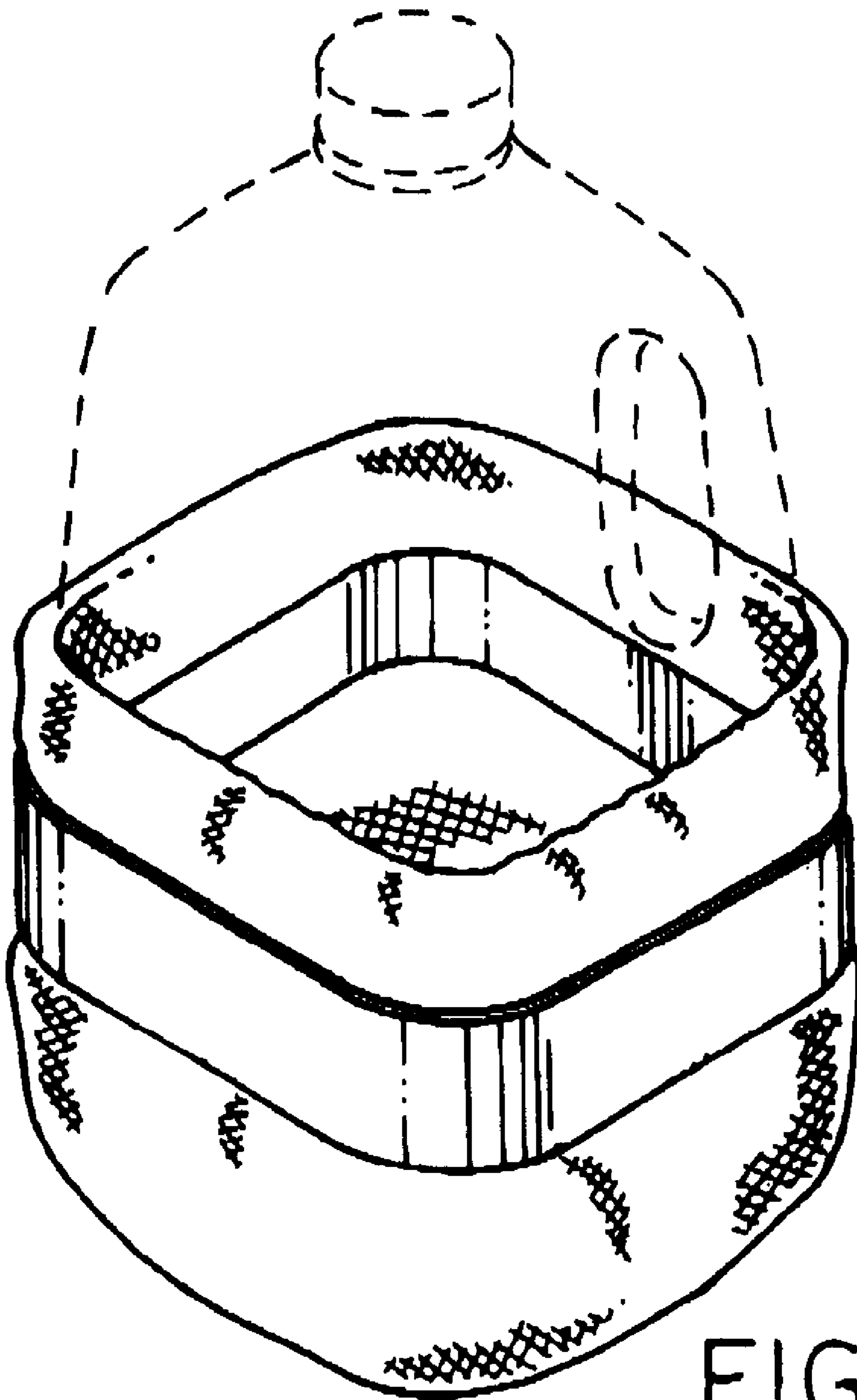


FIG. 1.

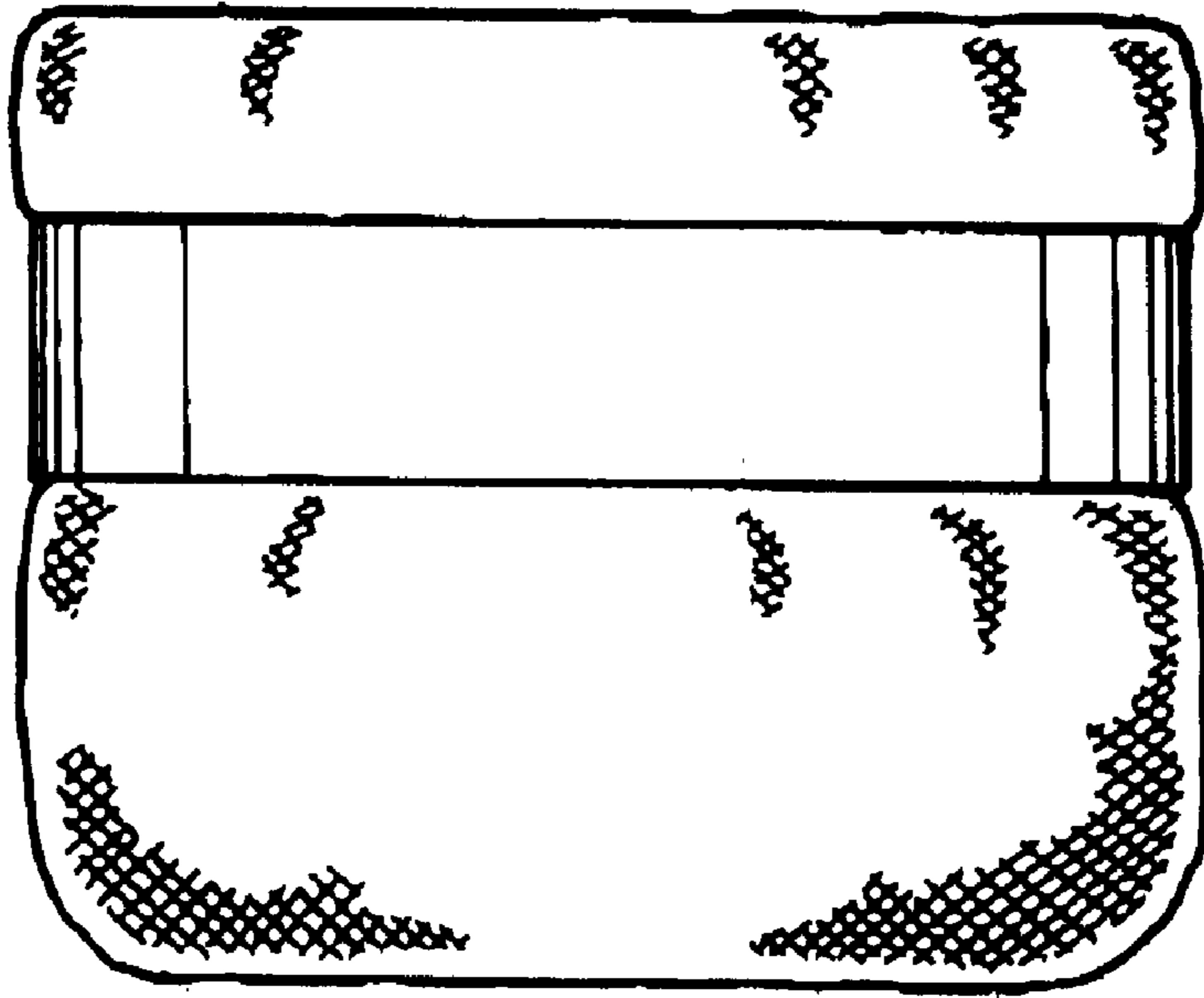


FIG. 2.




FIG. 3.




FIG. 4 .