



US00D514887S

(12) **United States Design Patent**
Liu

(10) **Patent No.:** **US D514,887 S**
(45) **Date of Patent:** **** Feb. 14, 2006**

- (54) **DRINKING VESSEL WITH HANDLE**
- (75) Inventor: **Yiu Ching Liu**, Lake Oswego, OR (US)
- (73) Assignee: **Pacific Cornetta, Inc.**, Wilsonville, OR (US)
- (**) Term: **14 Years**
- (21) Appl. No.: **29/196,557**
- (22) Filed: **Dec. 31, 2003**

Related U.S. Application Data

- (63) Continuation-in-part of application No. 29/183,633, filed on Jun. 13, 2003, now Pat. No. Des. 488,348.
 - (51) **LOC (8) Cl.** **07-01**
 - (52) **U.S. Cl.** **D7/536; D7/510**
 - (58) **Field of Classification Search** D7/532, D7/523.3, 96.6, 396.2, 510, 511, 507, 622; 99/279; 215/386; 220/254.5, 264, 715, 719, 220/710.5, 737, 758; 248/346.11, 205.5; 219/432, 202; D9/500
- See application file for complete search history.

(56) **References Cited**

U.S. PATENT DOCUMENTS

- D52,349 S * 8/1918 Saunders D7/536
- D120,587 S * 5/1940 Hinkins D9/500
- 3,890,484 A * 6/1975 Kamins et al. 219/432
- D273,651 S * 5/1984 Emrick D7/523

- D283,772 S * 5/1986 Vail D7/536
- D418,013 S * 12/1999 Fujii D7/510
- D483,611 S * 12/2003 Diak Ghanem D7/523
- D486,697 S * 2/2004 Copeland D7/536
- D489,574 S * 5/2004 Copeland D7/536
- D501,758 S * 2/2005 Lebedev D7/536

* cited by examiner

Primary Examiner—M. N. Pandozzi
(74) *Attorney, Agent, or Firm*—Steven J. Adamson

(57) **CLAIM**

I claim the ornamental design for a drinking vessel with handle, substantially as shown and described.

DESCRIPTION

FIG. 1 is a perspective view of a drinking vessel with handle in accordance with the present invention;
 FIG. 2 is a right side elevational view thereof;
 FIG. 3 is a front elevational view thereof, the rear elevational view being a mirror image thereof;
 FIG. 4 is a left side elevational view thereof;
 FIG. 5 is a bottom plan view thereof;
 FIG. 6 is a top plan view thereof;
 FIG. 7 is a perspective view of a drinking vessel with handle showing a second embodiment of my new design; and,
 FIG. 8 is a top plan view thereof, all other sides of the second embodiment not shown are the same as that of the first embodiment.

The broken lines in the drawings are for illustrative purposes only and form no part of the claimed design.

1 Claim, 2 Drawing Sheets




Fig. 1




Fig. 2

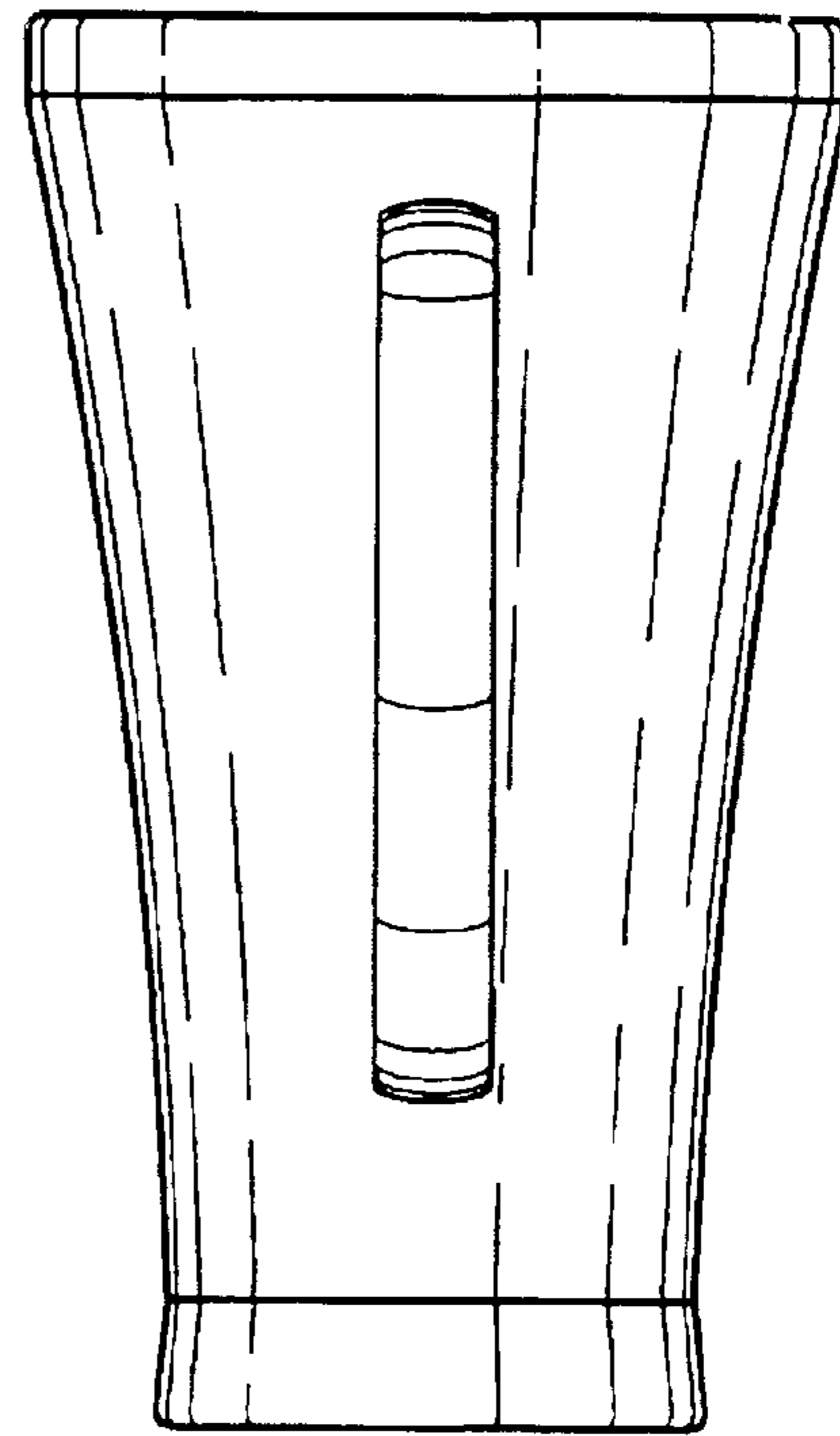


Fig. 3




Fig. 4

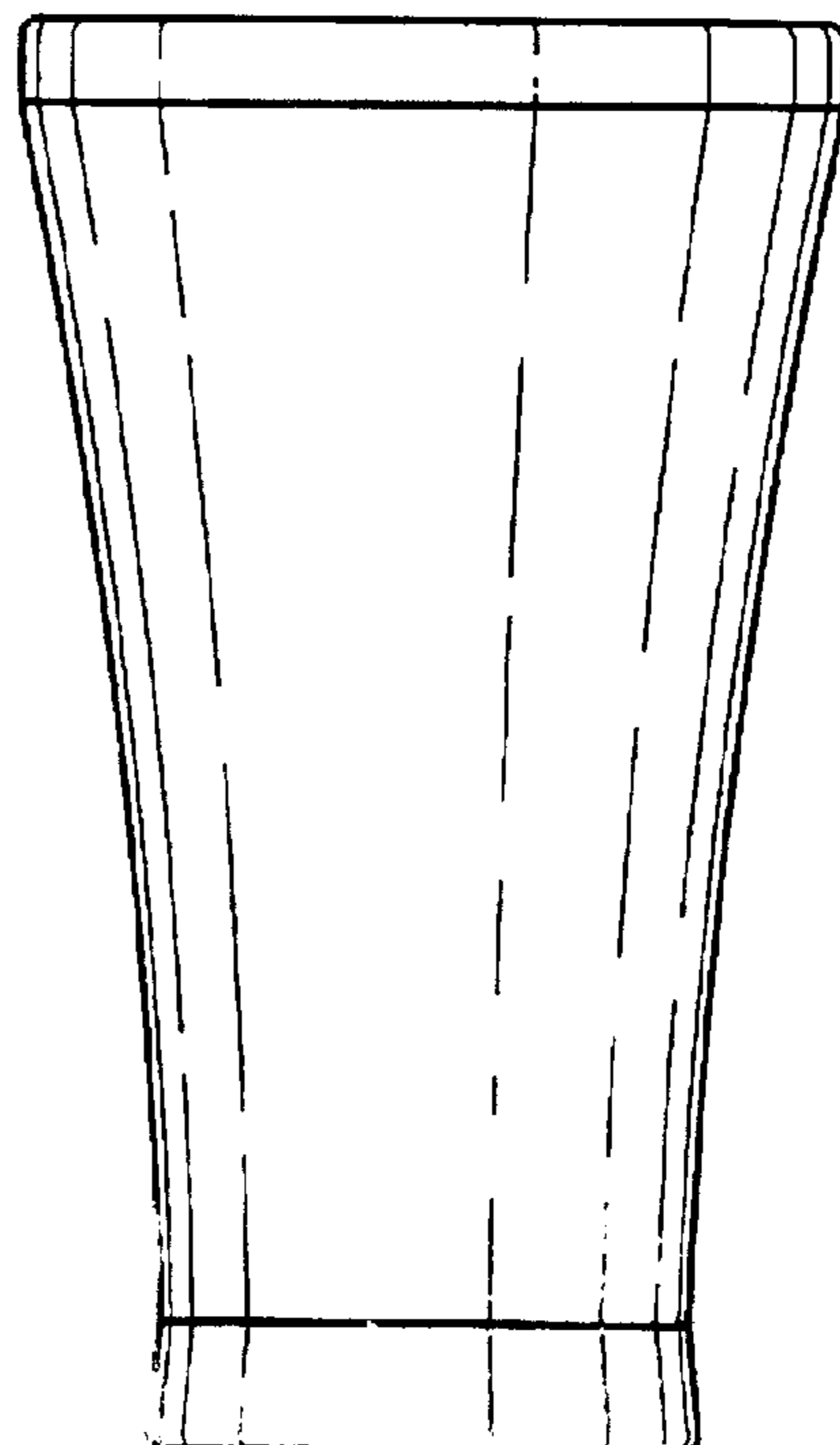


Fig. 5

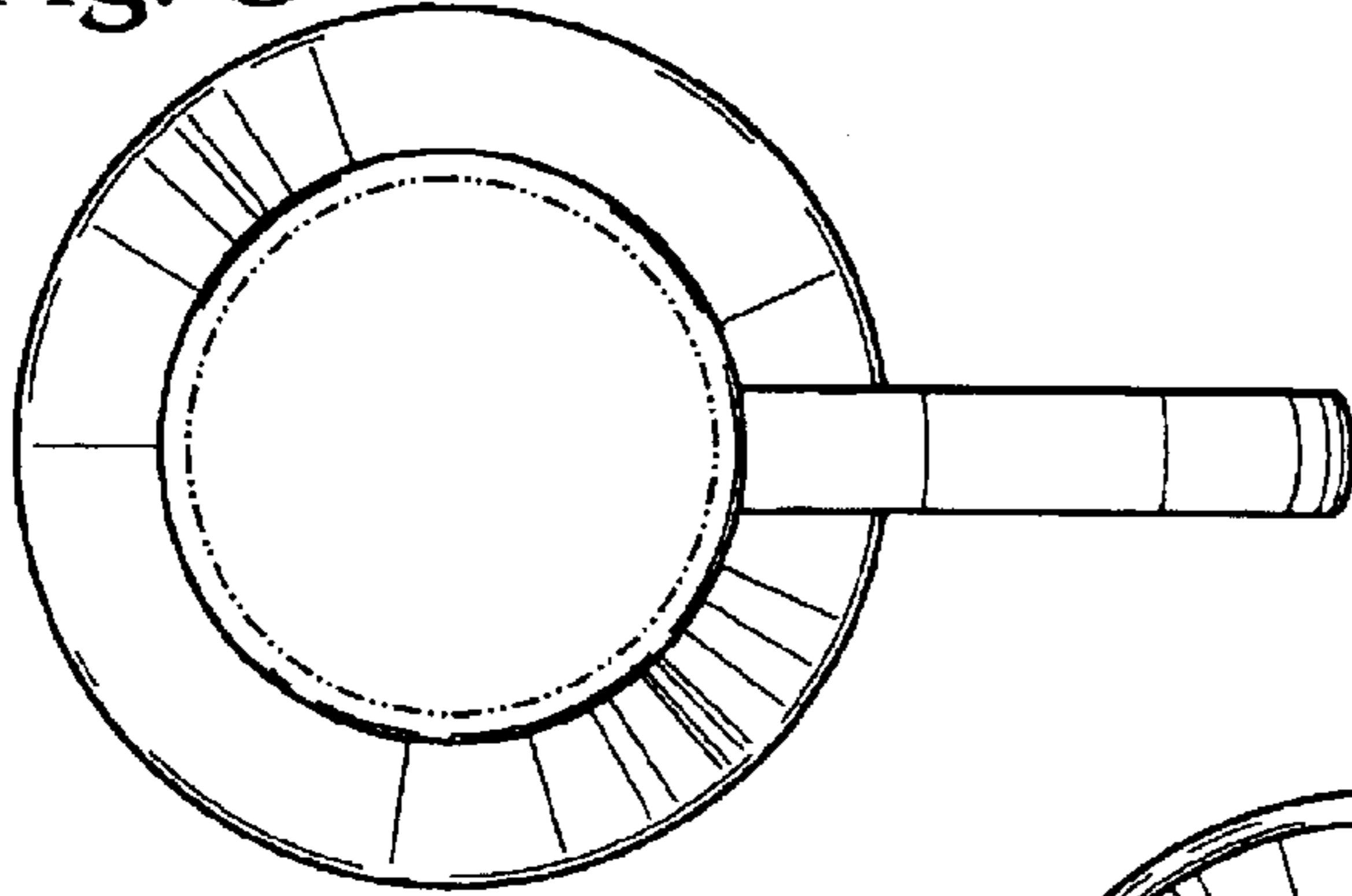


Fig. 6

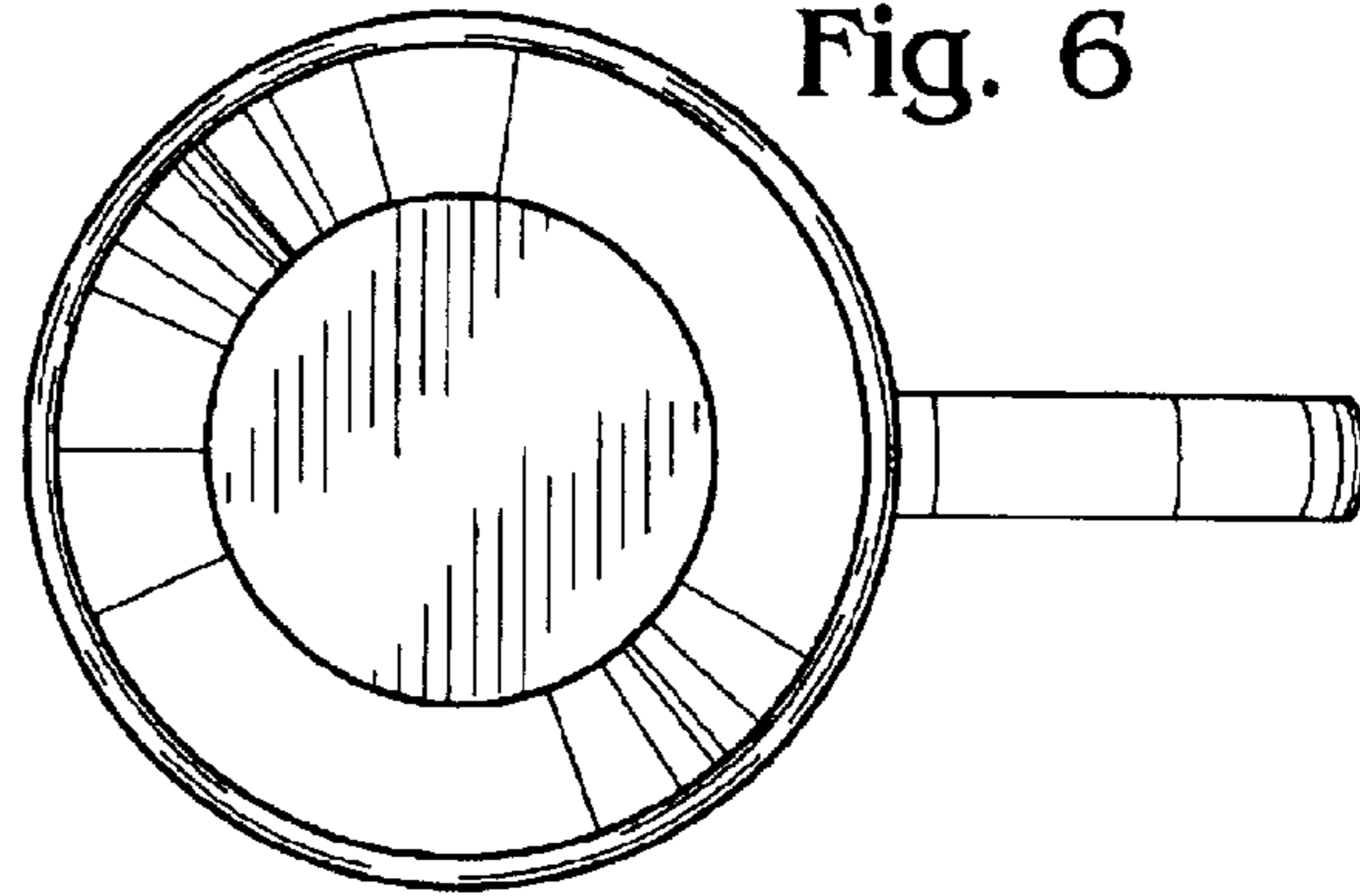


Fig. 7




Fig. 8

