

US00D514885S

(12) **United States Design Patent**
Schuler et al.

(10) **Patent No.:** **US D514,885 S**
(45) **Date of Patent:** **** Feb. 14, 2006**

(54) **MUG**

(75) Inventors: **Daniel Schuler**, Chicago, IL (US);
Peter Schmidt, Chicago, IL (US)

(73) Assignee: **Thermos L.L.C.**, Rolling Meadows, IL (US)

(**) Term: **14 Years**

(21) Appl. No.: **29/219,756**

(22) Filed: **Dec. 21, 2004**

(51) **LOC (8) Cl.** **07-01**

(52) **U.S. Cl.** **D7/509; D7/533; D7/510**

(58) **Field of Classification Search** **D7/507, D7/509, 510, 511, 533, 536, 532, 535, 523; 219/729, 735; 229/403, 404; 220/660, DIG. 1, 220/704, 705, 710, 713, 715, 259.5, 603, 220/375, 669, 592.17, 592.16; 215/376, 388, 215/382, 398**

See application file for complete search history.

(56) **References Cited**

U.S. PATENT DOCUMENTS

D439,473 S	*	3/2001	Lin	D7/510
D454,756 S	*	3/2002	Janky et al.	D7/510
D455,609 S	*	4/2002	Mandel et al.	D7/510
D455,610 S	*	4/2002	Bridges	D7/536
D456,212 S	*	4/2002	Bridges	D7/510
D457,035 S	*	5/2002	Hurlbut	D7/510
D467,124 S	*	12/2002	Janky	D7/533
D469,309 S	*	1/2003	Janky	D7/510
D479,671 S	*	9/2003	Gluck	D7/533

D480,918 S	*	10/2003	Belton et al.	D7/533
D481,590 S	*	11/2003	Lin	D7/510
D481,591 S	*	11/2003	Lin	D7/533
D482,933 S	*	12/2003	Norris et al.	D7/533
D484,743 S	*	1/2004	Furlong	D7/510
D492,546 S	*	7/2004	Bodum	D7/510
D494,010 S	*	8/2004	Yuen	D7/511
D494,011 S	*	8/2004	Janky et al.	D7/533
D503,072 S	*	3/2005	Norris et al.	D7/532

* cited by examiner

Primary Examiner—M. N. Pandozzi

(74) *Attorney, Agent, or Firm*—Wood, Phillips, Katz, Clark & Mortimer

(57) **CLAIM**

The ornamental design of a mug, as shown and described.

DESCRIPTION

FIG. 1 is a perspective view of our mug design taken from above and to one side;

FIG. 2 is a front elevation view of our mug design;

FIG. 3 is a rear elevation view of our mug design;

FIG. 4 is a side elevation view of our mug design taken from left of FIG. 2;

FIG. 5 is a side elevation view of our mug design taken from the right of FIG. 2;

FIG. 6 is a top plan view of our mug design; and,

FIG. 7 is a bottom view of our mug design.

It is to be understood that parts shown in dotted lines form no part of our inventive mug design.

The broken lines in the drawings are for illustrative purposes only and form no part of the claimed design.

1 Claim, 4 Drawing Sheets

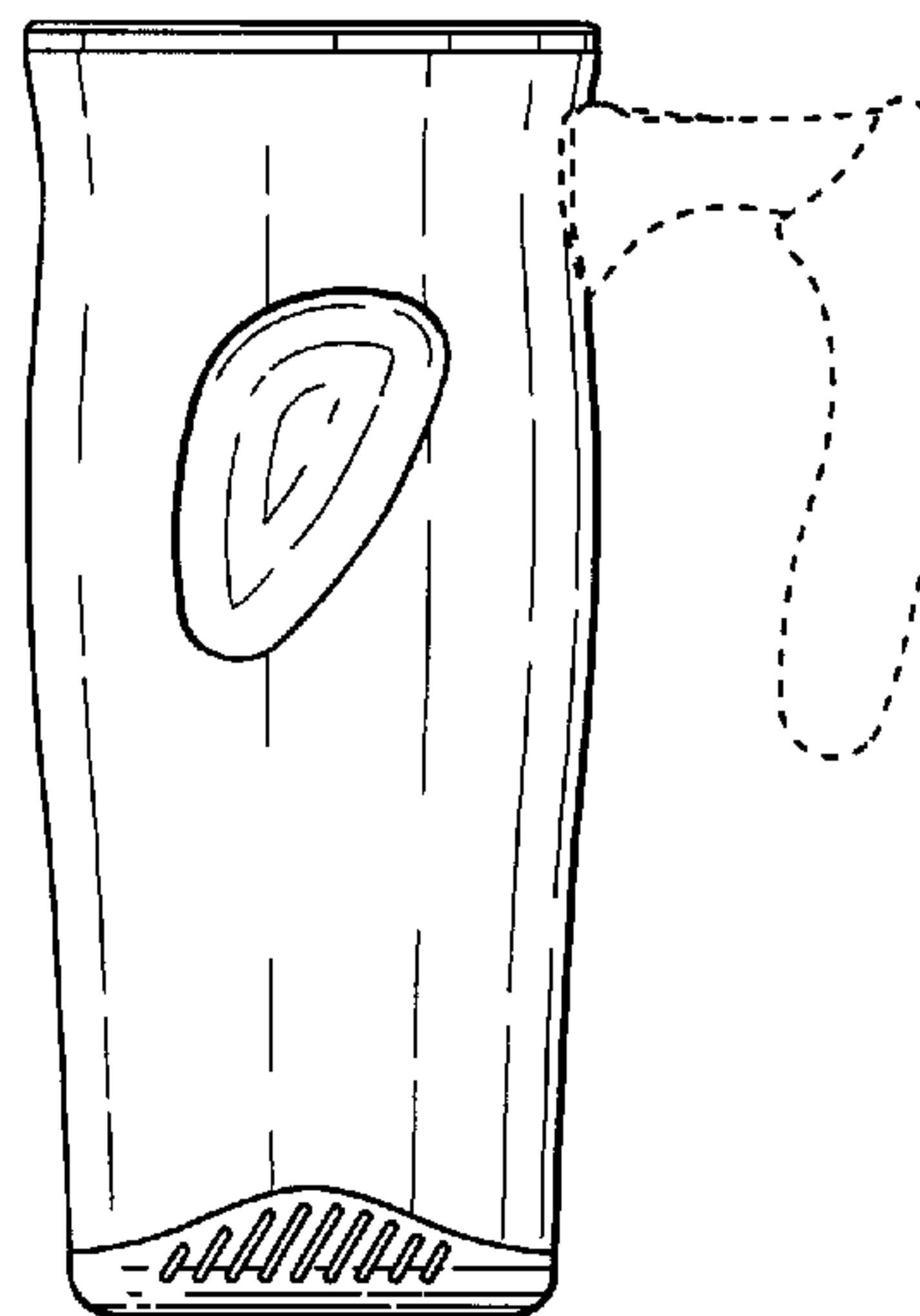
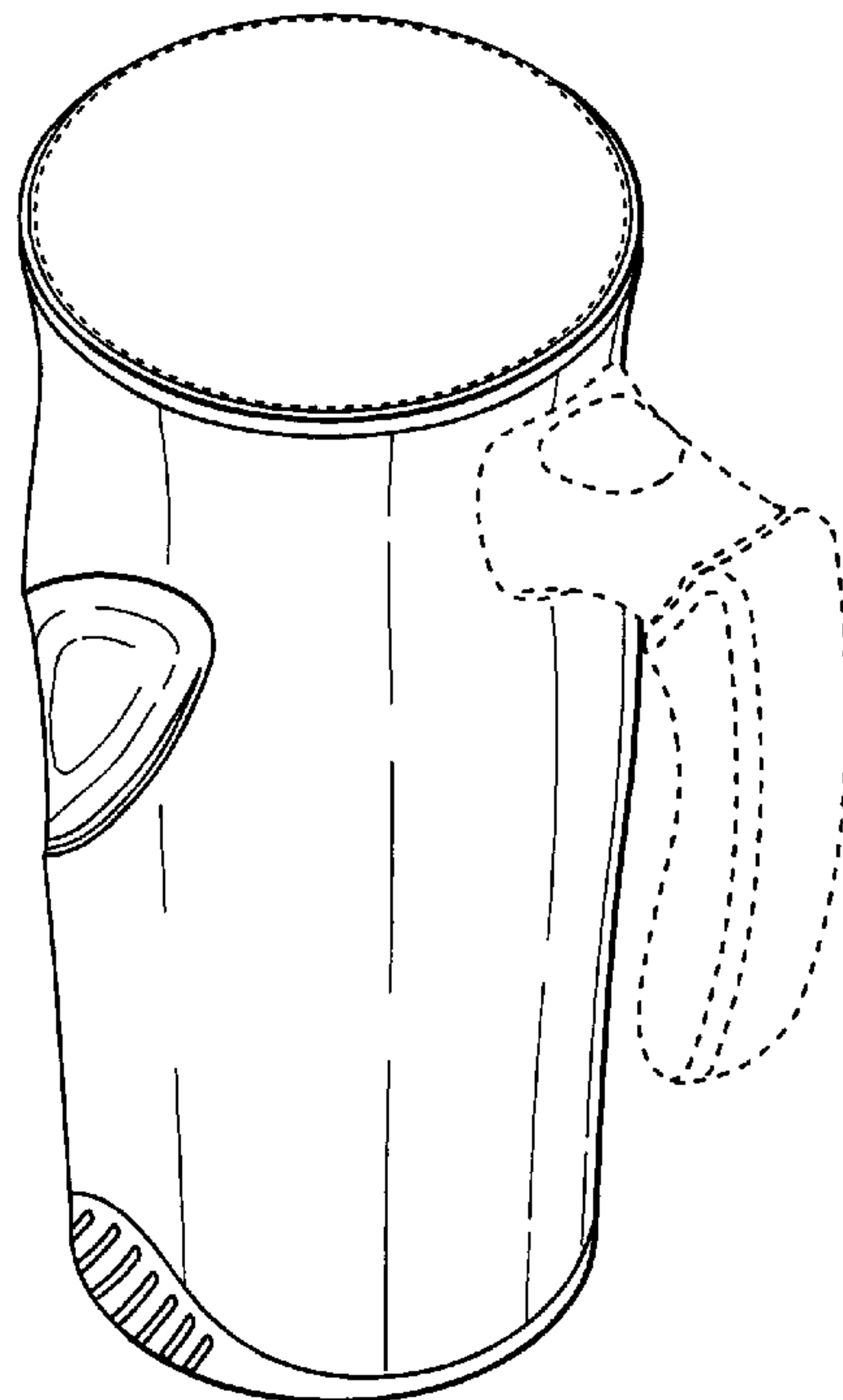


Fig. 1




Fig. 2

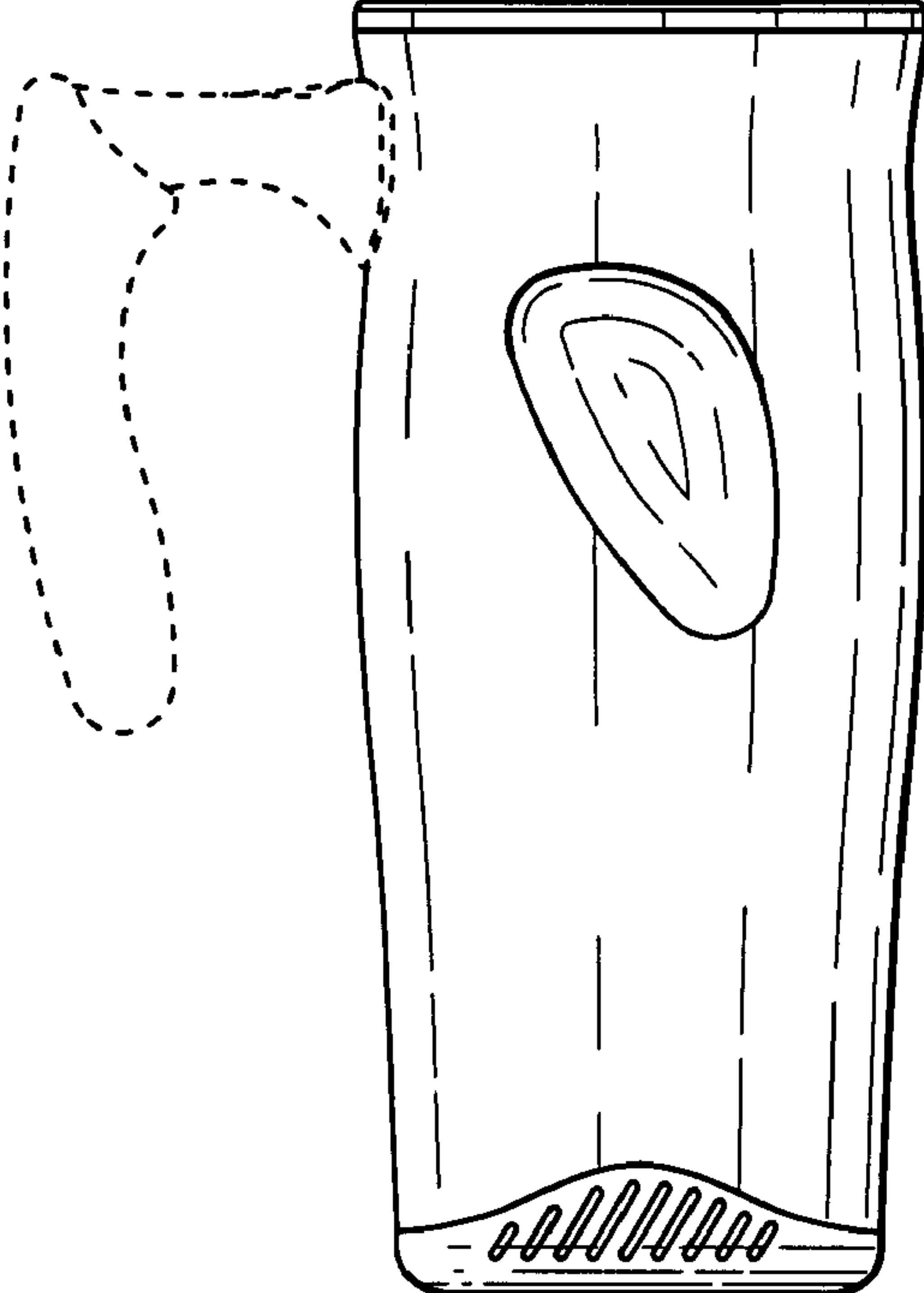


Fig. 3

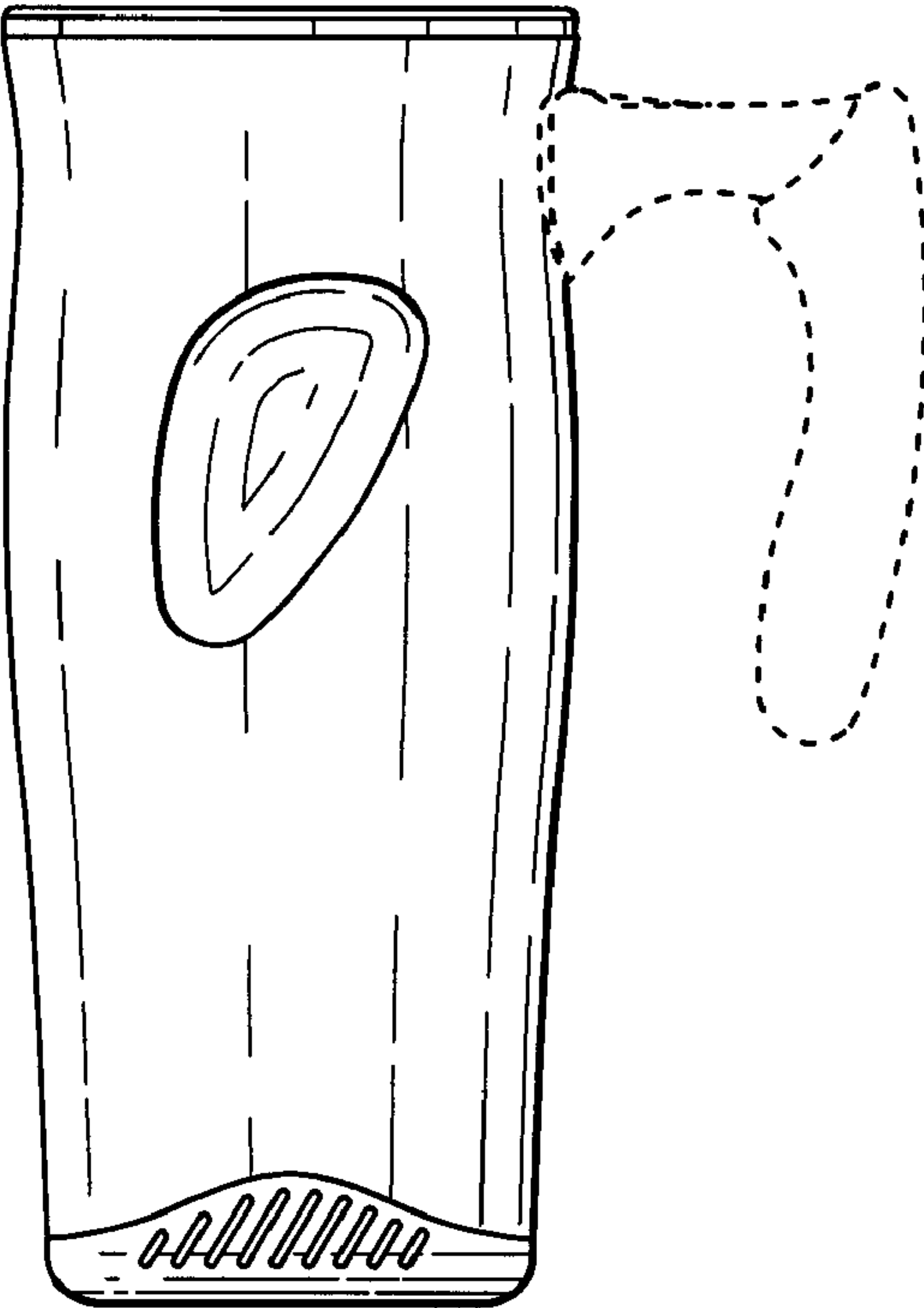


Fig. 4

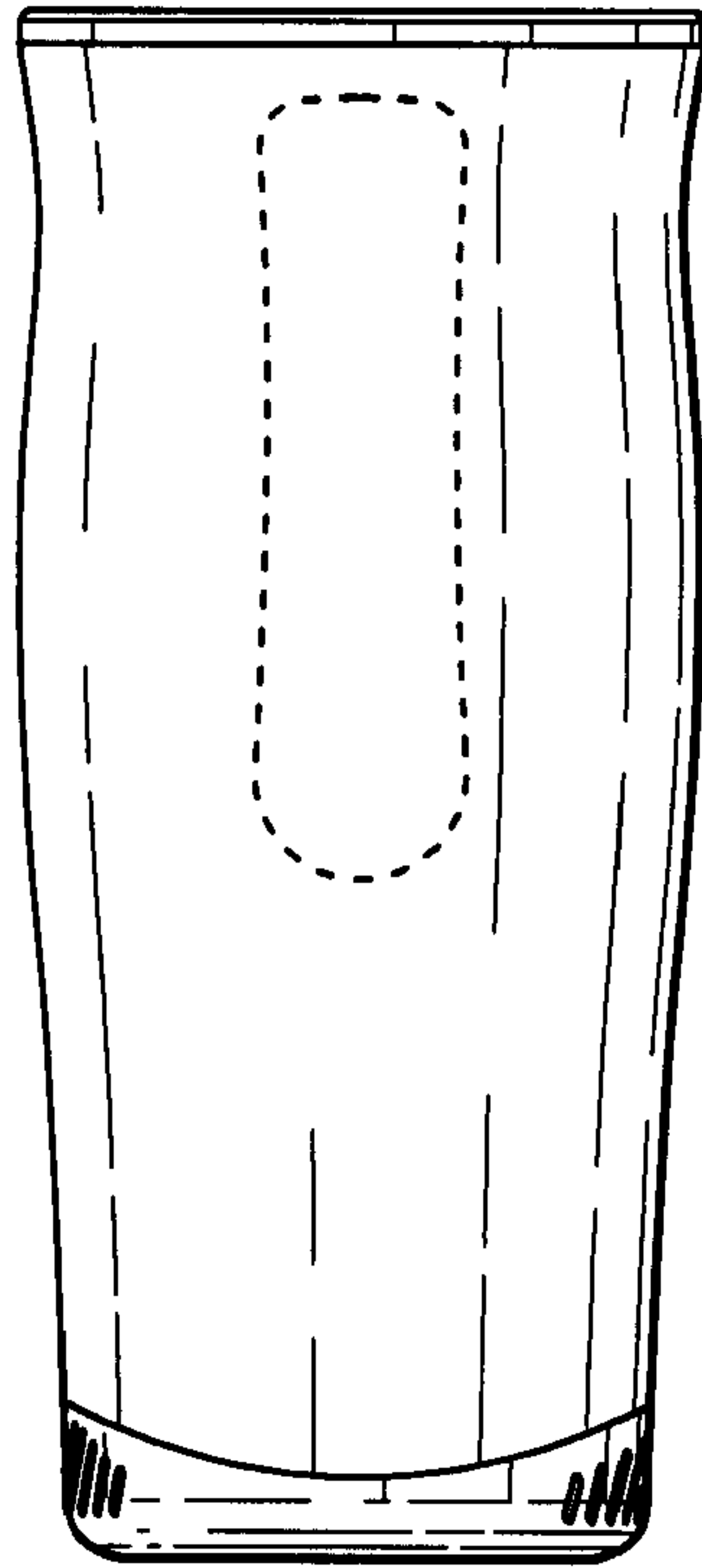


Fig. 5



Fig. 6

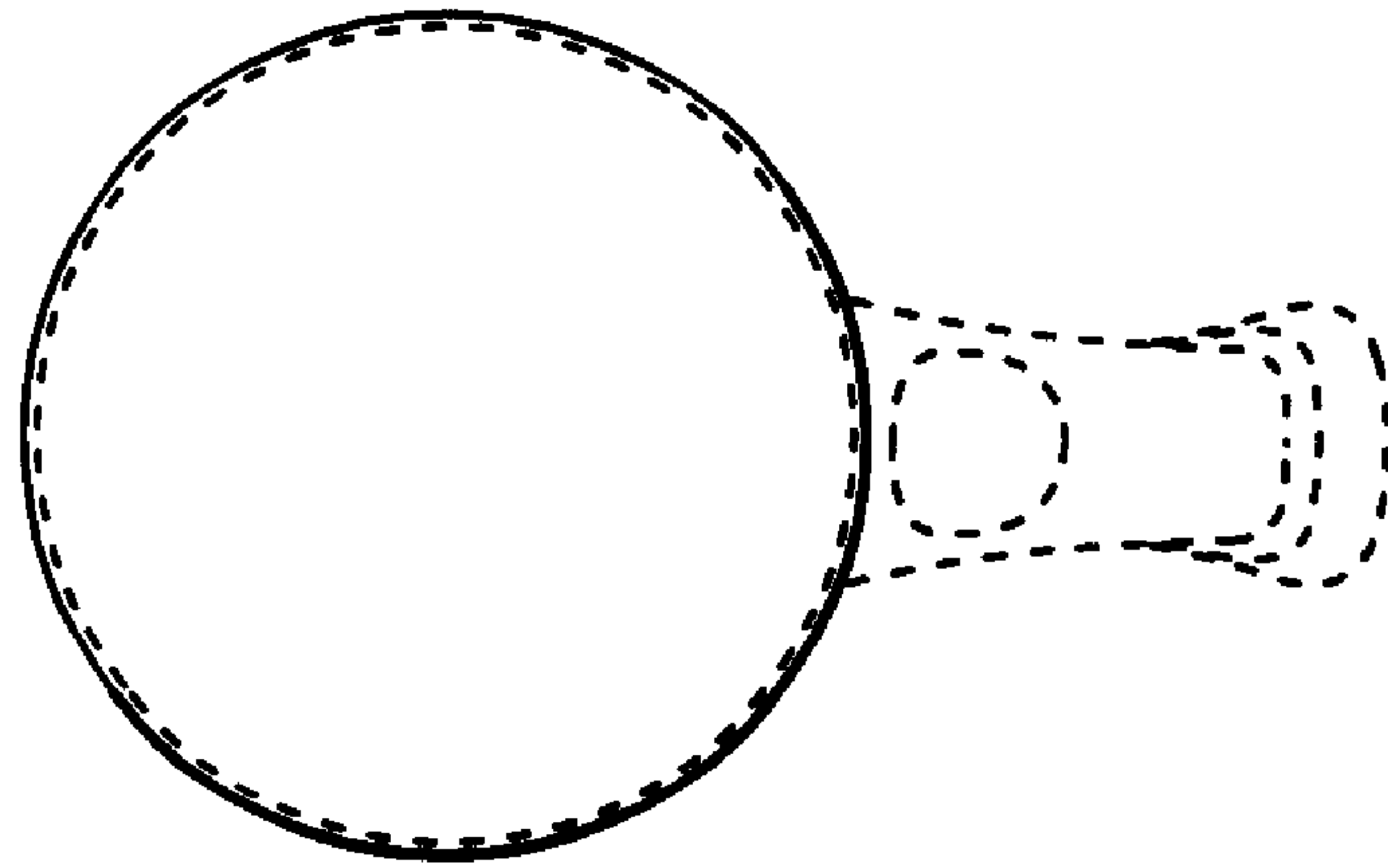


Fig. 7

