



US00D514873S

(12) **United States Design Patent** (10) **Patent No.:** **US D514,873 S**  
**Sakai** (45) **Date of Patent:** **\*\* Feb. 14, 2006**

(54) **MICROWAVE OVEN**  
 (75) Inventor: **Akihiko Sakai, Miyamaki (JP)**  
 (73) Assignee: **Sharp Kabushiki Kaisha, Osaka (JP)**  
 (\*\*) Term: **14 Years**  
 (21) Appl. No.: **29/210,977**  
 (22) Filed: **Aug. 10, 2004**  
 (30) **Foreign Application Priority Data**  
 Feb. 12, 2004 (JP) ..... 2004-003539  
 (51) **LOC (8) Cl.** ..... **07-02**  
 (52) **U.S. Cl.** ..... **D7/351**  
 (58) **Field of Classification Search** ..... D7/350.1,  
 D7/350.3, 350.4, 351, 402, 405; 219/756-758,  
 219/378, 19 M, 275 E  
 See application file for complete search history.

D411,074 S 6/1999 Sakai et al.  
 D411,706 S 6/1999 Koike  
 D412,083 S \* 7/1999 Okuda et al. .... D7/351  
 D425,750 S 5/2000 Koike  
 D426,102 S 6/2000 Hamada et al.  
 D429,945 S 8/2000 Noda et al.  
 D431,957 S 10/2000 Taira  
 D433,268 S 11/2000 Taira  
 D433,269 S 11/2000 Taira  
 D435,754 S 1/2001 Ozaki et al.  
 D435,999 S 1/2001 Noda et al.  
 D436,285 S 1/2001 Taira  
 D436,793 S 1/2001 Taira  
 D439,468 S 3/2001 Kim  
 D439,794 S 4/2001 Paul  
 D442,008 S \* 5/2001 Noda et al. .... D7/351  
 D442,424 S 5/2001 Naganuma  
 D442,820 S 5/2001 Kim  
 D442,821 S 5/2001 Naganuma  
 D452,410 S 12/2001 Ichimura  
 D455,932 S 4/2002 Noda et al.  
 D468,578 S 1/2003 Fukuda et al.  
 D470,004 S 2/2003 Fukuda et al.  
 D476,521 S 7/2003 Fukuda et al.  
 D490,649 S \* 6/2004 Hessen et al. .... D7/405

(56) **References Cited**  
**U.S. PATENT DOCUMENTS**

D329,353 S 9/1992 Yamada  
 D334,688 S 4/1993 Kitae et al.  
 D335,064 S 4/1993 Sugiyama et al.  
 D341,289 S 11/1993 Choi  
 D352,636 S 11/1994 Nakamura  
 D353,510 S 12/1994 Nakamura  
 D353,511 S 12/1994 Saimen  
 D353,512 S 12/1994 Saimen et al.  
 D356,006 S 3/1995 Saimen et al.  
 D357,159 S 4/1995 Mitsui et al.  
 D367,991 S 3/1996 Saimen  
 D367,992 S 3/1996 Saimen  
 D368,405 S 4/1996 Tada  
 D368,406 S 4/1996 Nakamura  
 D371,041 S 6/1996 Matoba et al.  
 D373,502 S 9/1996 Fujii et al.  
 D380,644 S 7/1997 Tsuda et al.  
 D390,411 S 2/1998 Nakagawa  
 D390,412 S 2/1998 Takimoto  
 D401,470 S \* 11/1998 Noda et al. .... D7/351  
 D410,813 S 6/1999 Fujii

\* cited by examiner

*Primary Examiner*—Ruth McInroy  
 (74) *Attorney, Agent, or Firm*—Nixon & Vanderhye P.C.

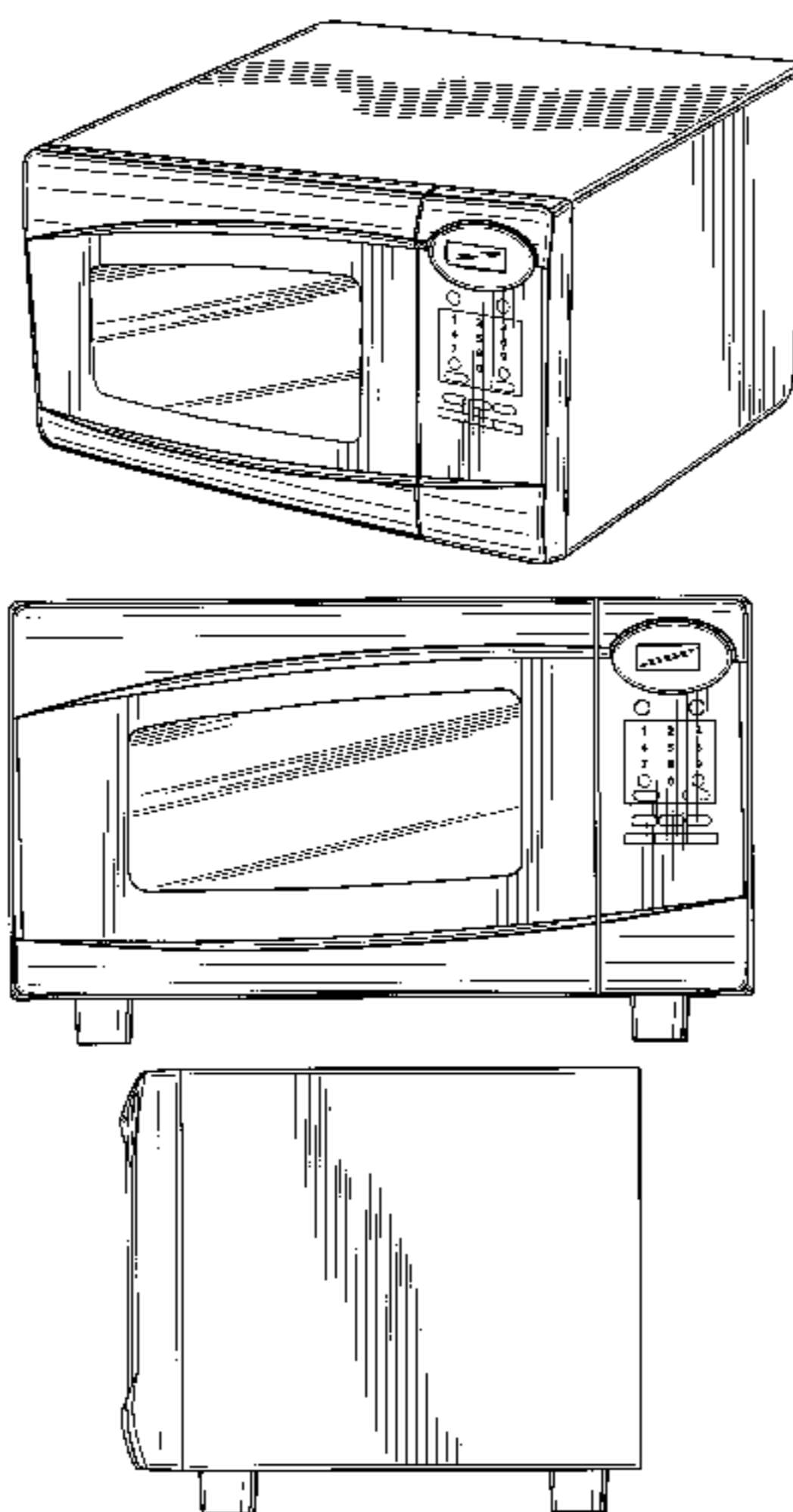
(57) **CLAIM**

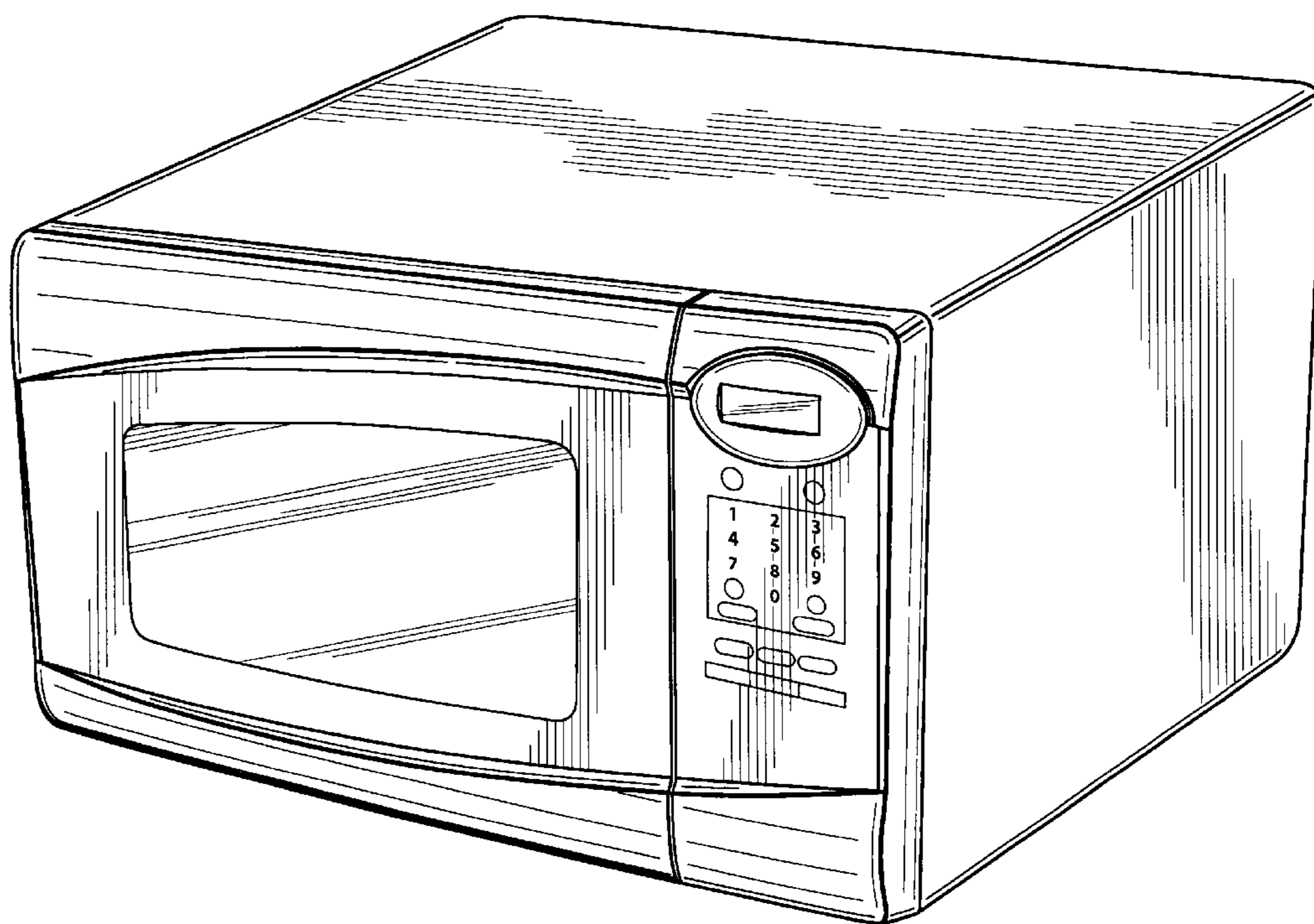
The ornamental design for a microwave oven, as shown and described.

**DESCRIPTION**

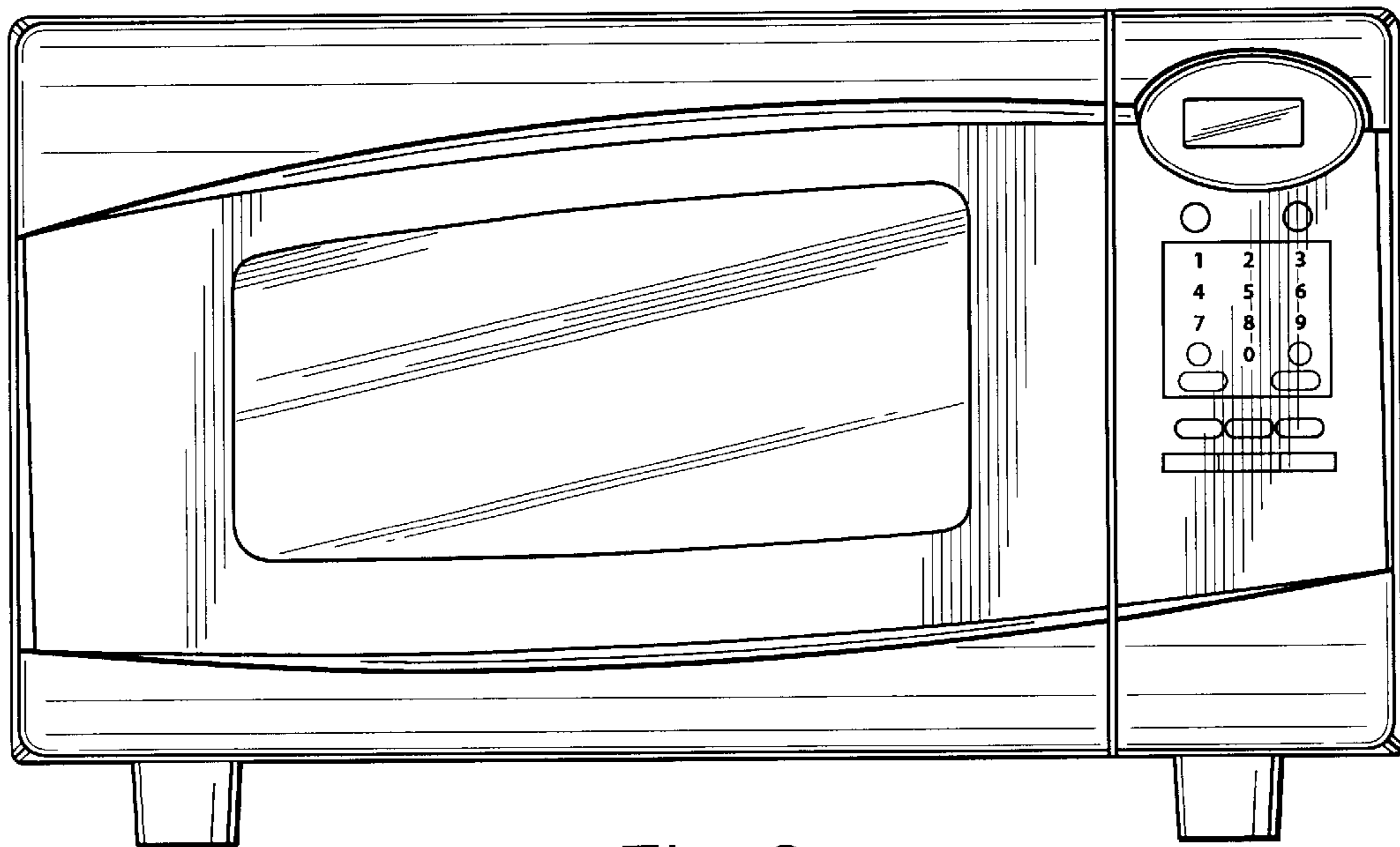
FIG. 1 is a top, front and right side perspective view of a microwave oven according to my design;  
 FIG. 2 is a front elevational view thereof;  
 FIG. 3 is a rear elevational view thereof;  
 FIG. 4 is a top plan view thereof;  
 FIG. 5 is a bottom plan view thereof;  
 FIG. 6 is a right side elevational view thereof; and,  
 FIG. 7 is a left side elevational view thereof.

**1 Claim, 5 Drawing Sheets**






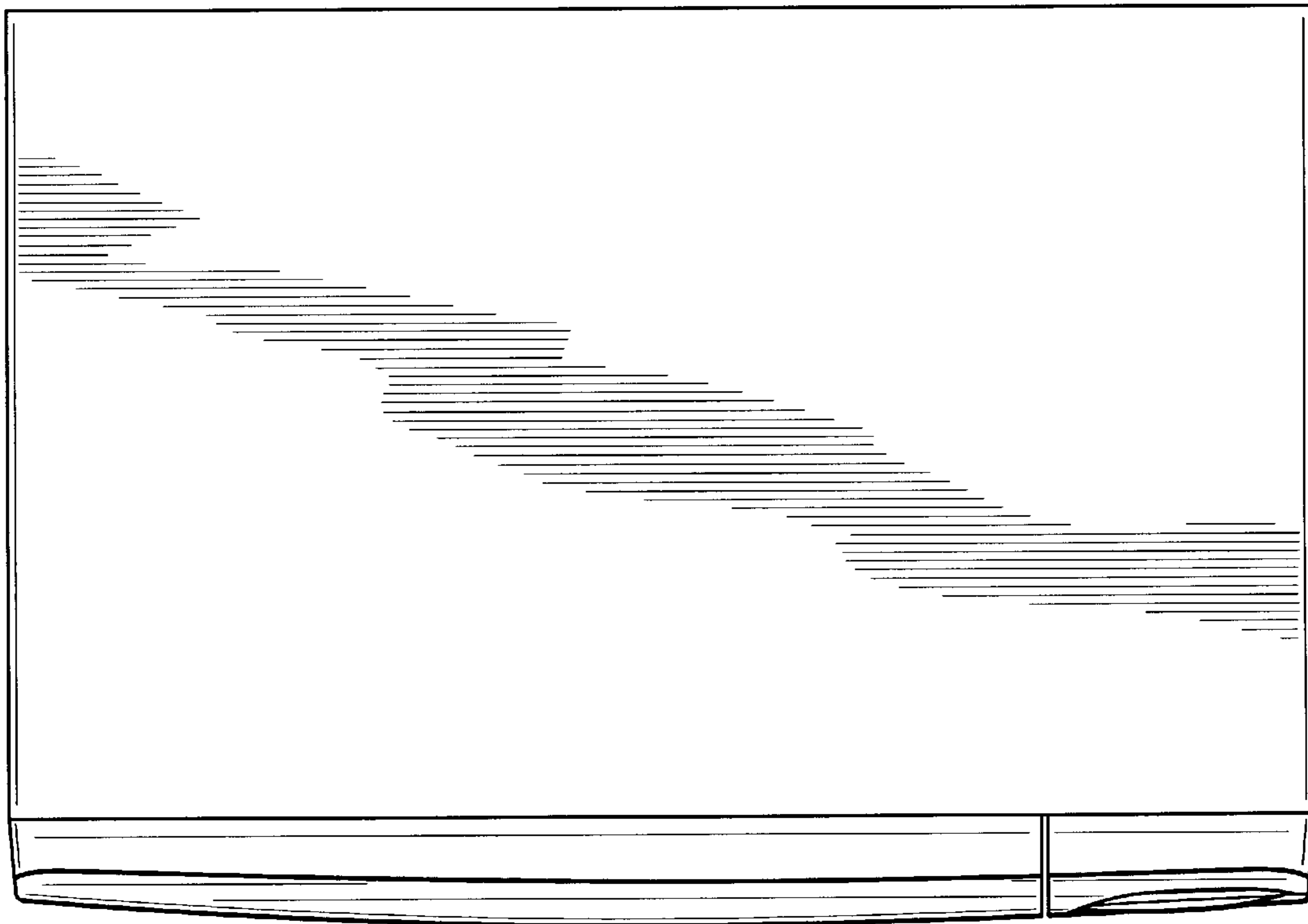
*Fig. 1*



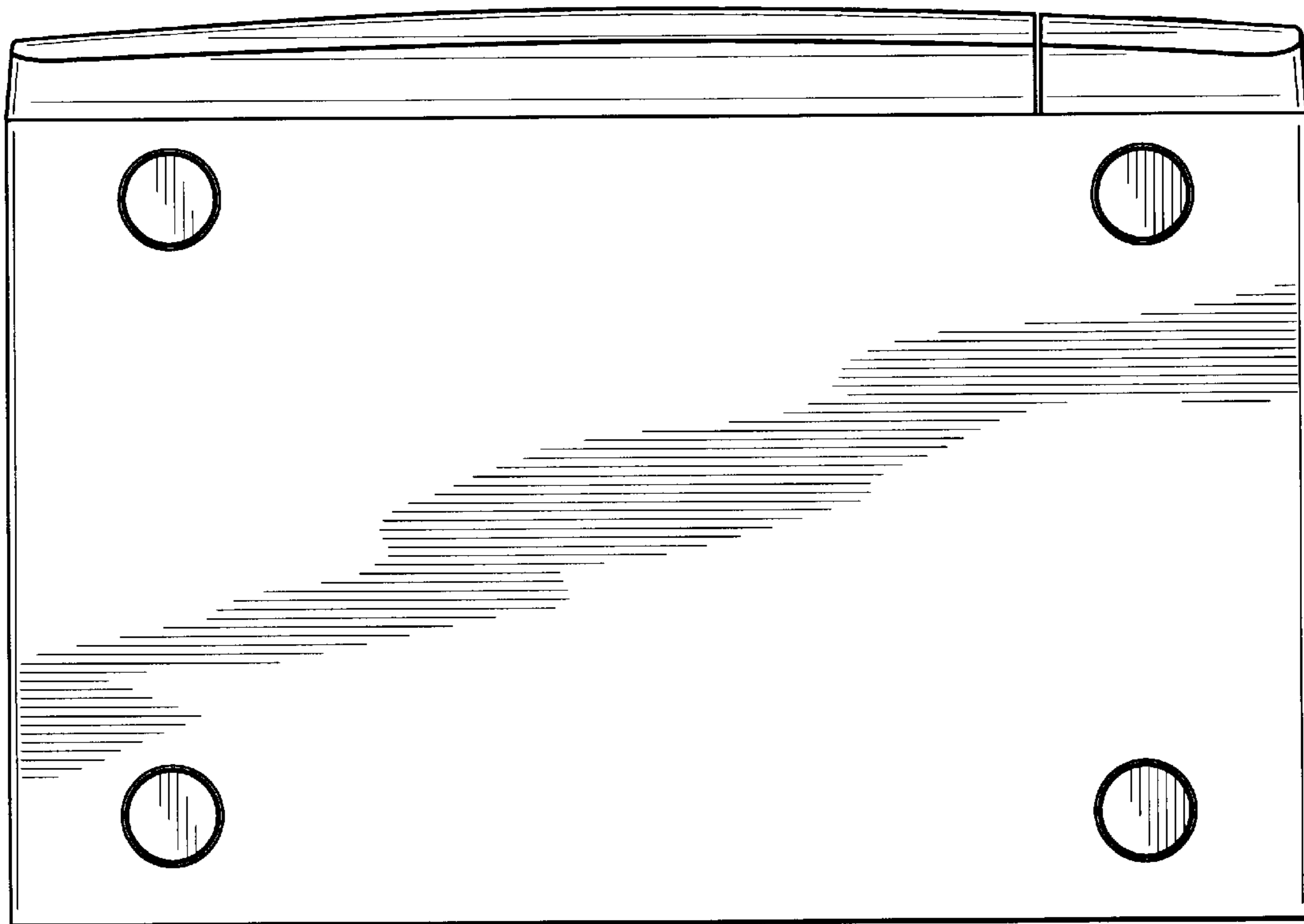
*Fig. 2*



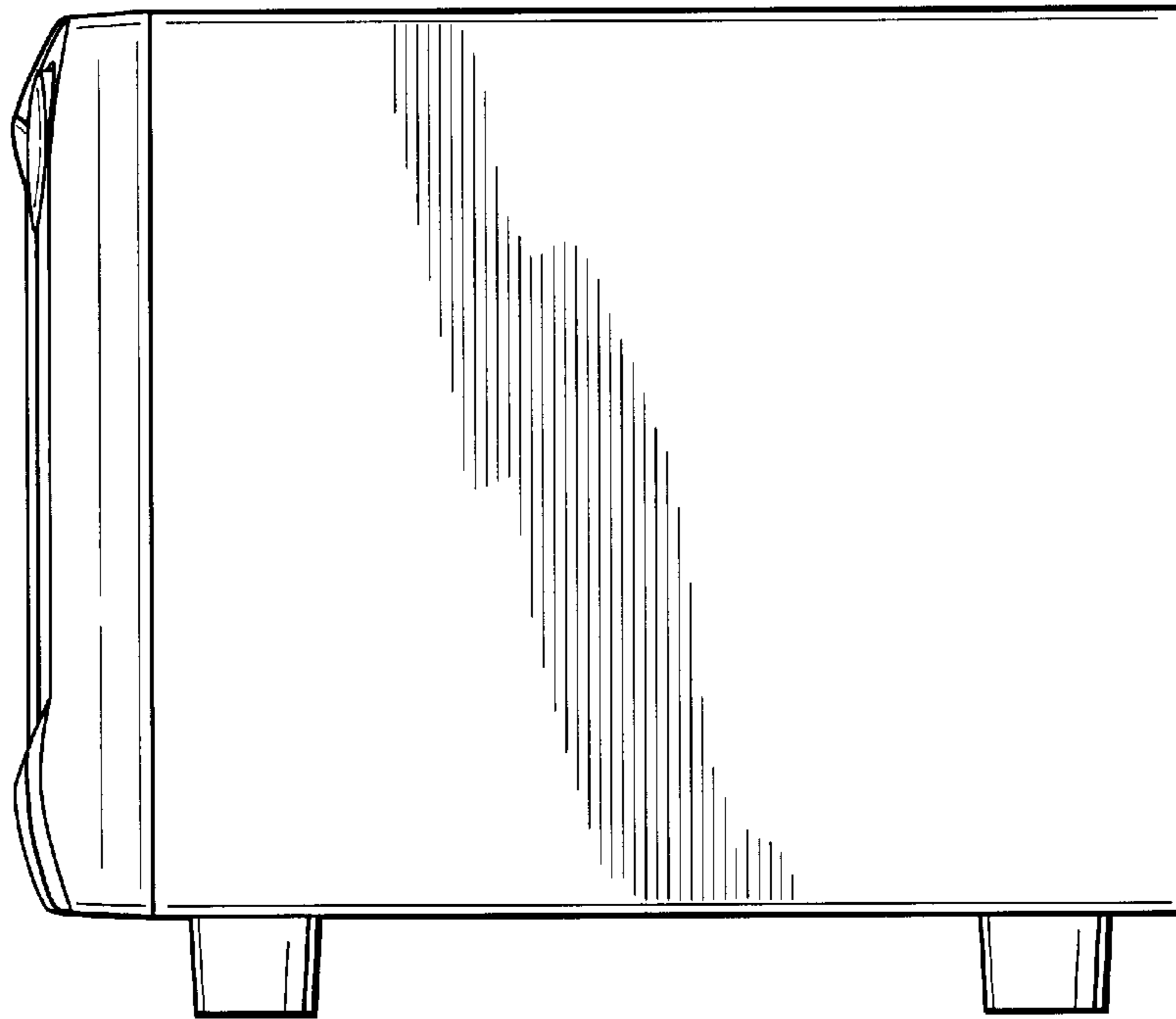
*Fig. 3*



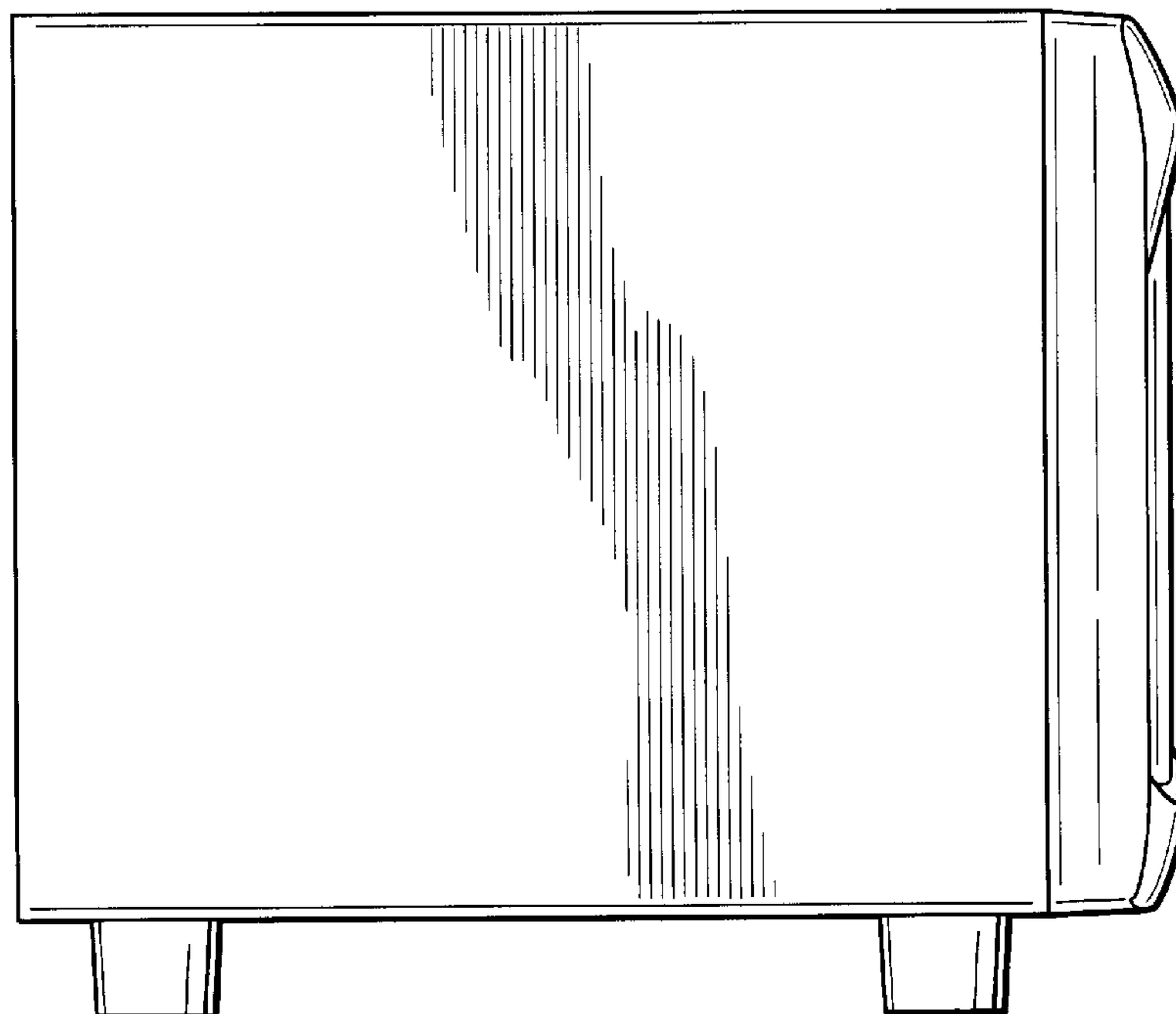
*Fig. 4*



*Fig. 5*



*Fig. 6*



*Fig. 7*